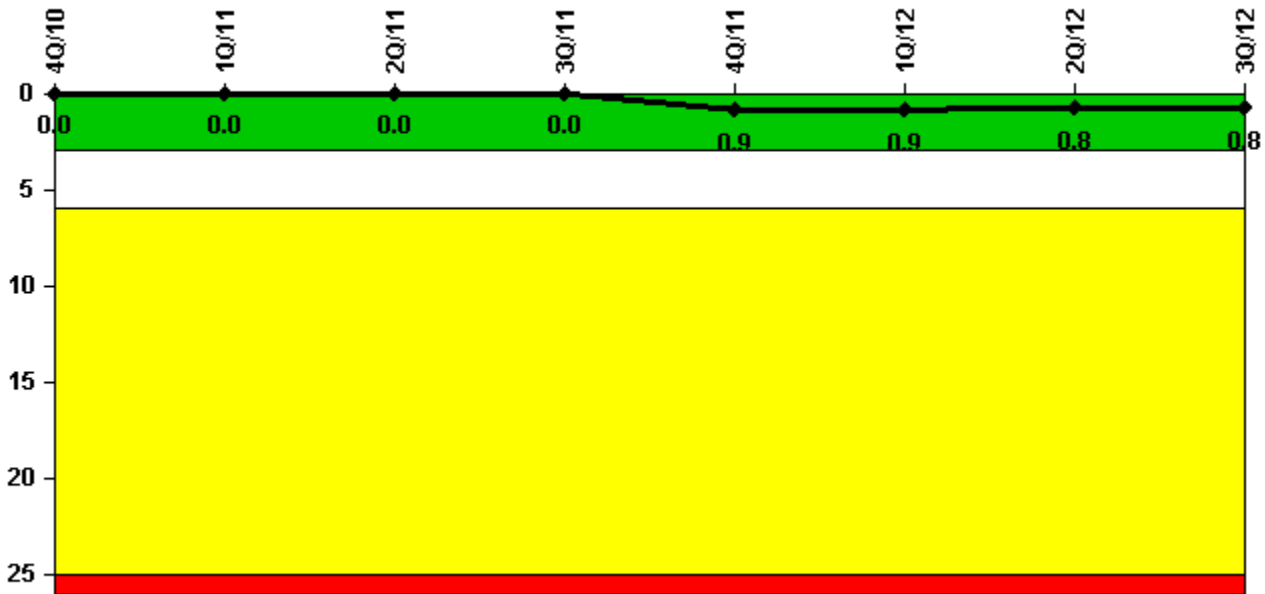


## Hatch 2

### 3Q/2012 Performance Indicators

Licensee's General Comments: none

#### Unplanned Scrams per 7000 Critical Hrs



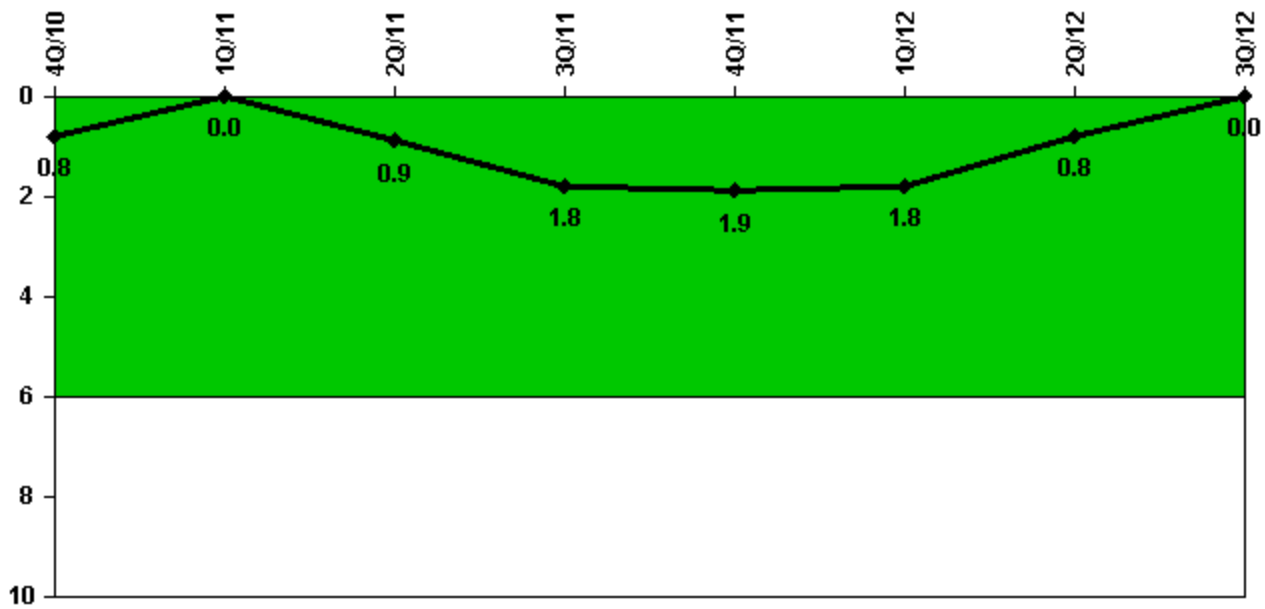
Thresholds: White > 3.0 Yellow > 6.0 Red > 25.0

#### Notes

Unplanned Scrams per 7000 Critical Hrs	4Q/10	1Q/11	2Q/11	3Q/11	4Q/11	1Q/12	2Q/12	3Q/12
Unplanned scrams	0	0	0	0	1.0	0	0	0
Critical hours	2209.0	2065.1	1324.7	2208.0	1954.3	2183.0	2063.2	2208.0
<b>Indicator value</b>	<b>0</b>	<b>0</b>	<b>0</b>	<b>0</b>	<b>0.9</b>	<b>0.9</b>	<b>0.8</b>	<b>0.8</b>

Licensee Comments: none

### Unplanned Power Changes per 7000 Critical Hrs



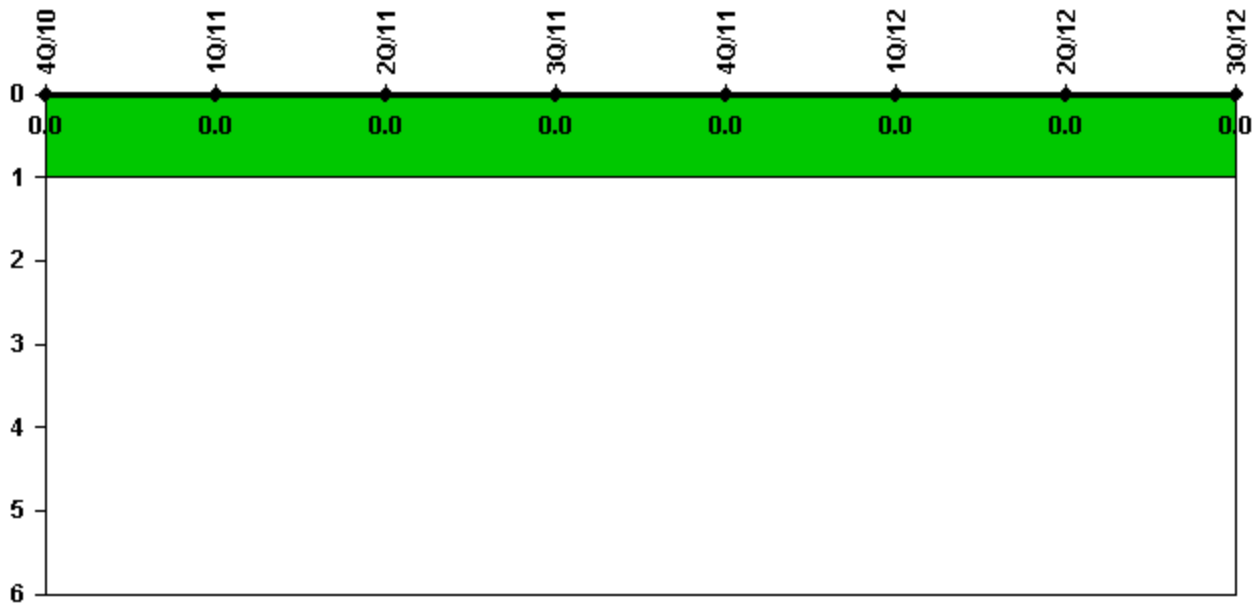
Thresholds: White > 6.0

#### Notes

Unplanned Power Changes per 7000 Critical Hrs	4Q/10	1Q/11	2Q/11	3Q/11	4Q/11	1Q/12	2Q/12	3Q/12
Unplanned power changes	0	0	1.0	1.0	0	0	0	0
Critical hours	2209.0	2065.1	1324.7	2208.0	1954.3	2183.0	2063.2	2208.0
<b>Indicator value</b>	<b>0.8</b>	<b>0</b>	<b>0.9</b>	<b>1.8</b>	<b>1.9</b>	<b>1.8</b>	<b>0.8</b>	<b>0</b>

Licensee Comments: none

### Unplanned Scrams with Complications



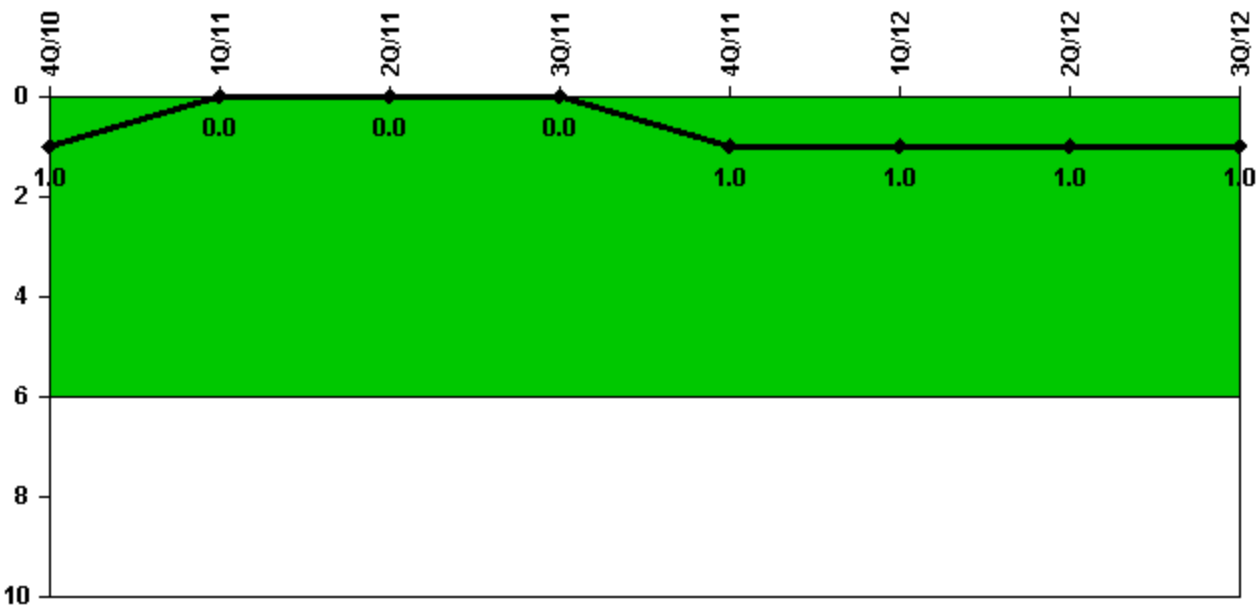
Thresholds: White > 1.0

#### Notes

Unplanned Scrams with Complications	4Q/10	1Q/11	2Q/11	3Q/11	4Q/11	1Q/12	2Q/12	3Q/12
Scrams with complications	0	0	0	0	0	0	0	0
<b>Indicator value</b>	<b>0.0</b>	<b>0.0</b>	<b>0.0</b>	<b>0.0</b>	<b>0.0</b>	<b>0.0</b>	<b>0.0</b>	<b>0.0</b>

Licensee Comments: none

### Safety System Functional Failures (BWR)



Thresholds: White > 6.0

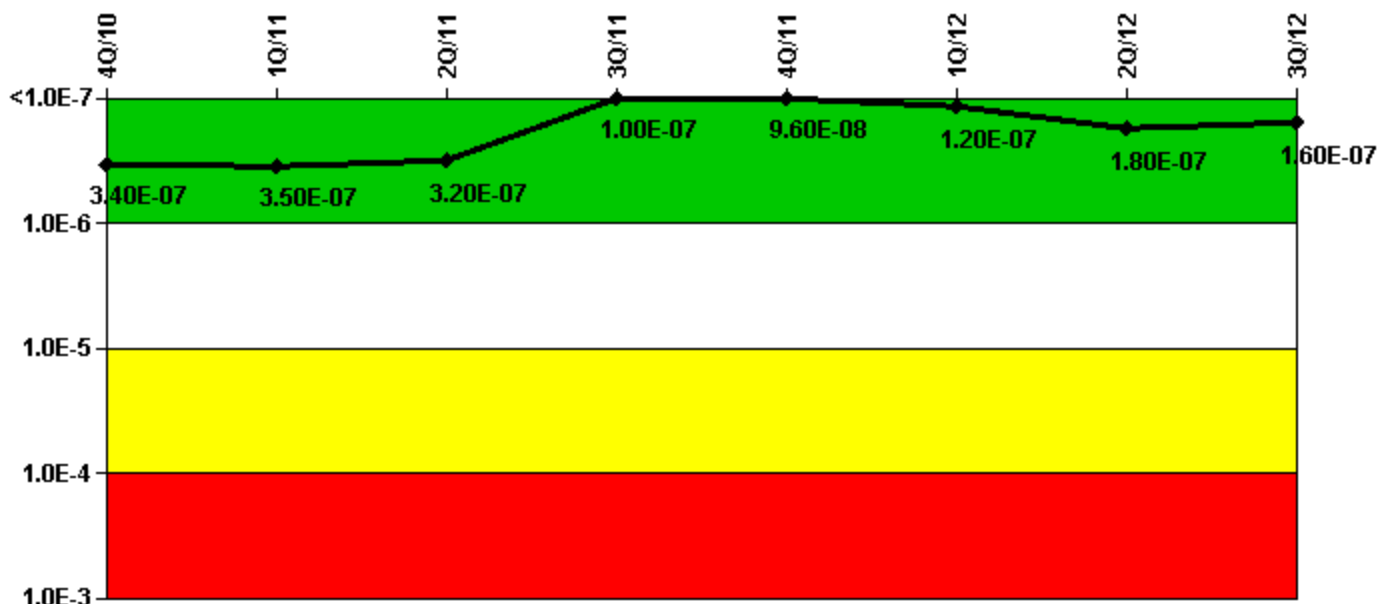
#### Notes

Safety System Functional Failures (BWR)	4Q/10	1Q/11	2Q/11	3Q/11	4Q/11	1Q/12	2Q/12	3Q/12
Safety System Functional Failures	0	0	0	0	1	0	0	0
<b>Indicator value</b>	<b>1</b>	<b>0</b>	<b>0</b>	<b>0</b>	<b>1</b>	<b>1</b>	<b>1</b>	<b>1</b>

Licensee Comments:

4Q/11: LER 2011-001, Rev. 1

### Mitigating Systems Performance Index, Emergency AC Power System



Thresholds: White > 1.00E-6 Yellow > 1.00E-5 Red > 1.00E-4

#### Notes

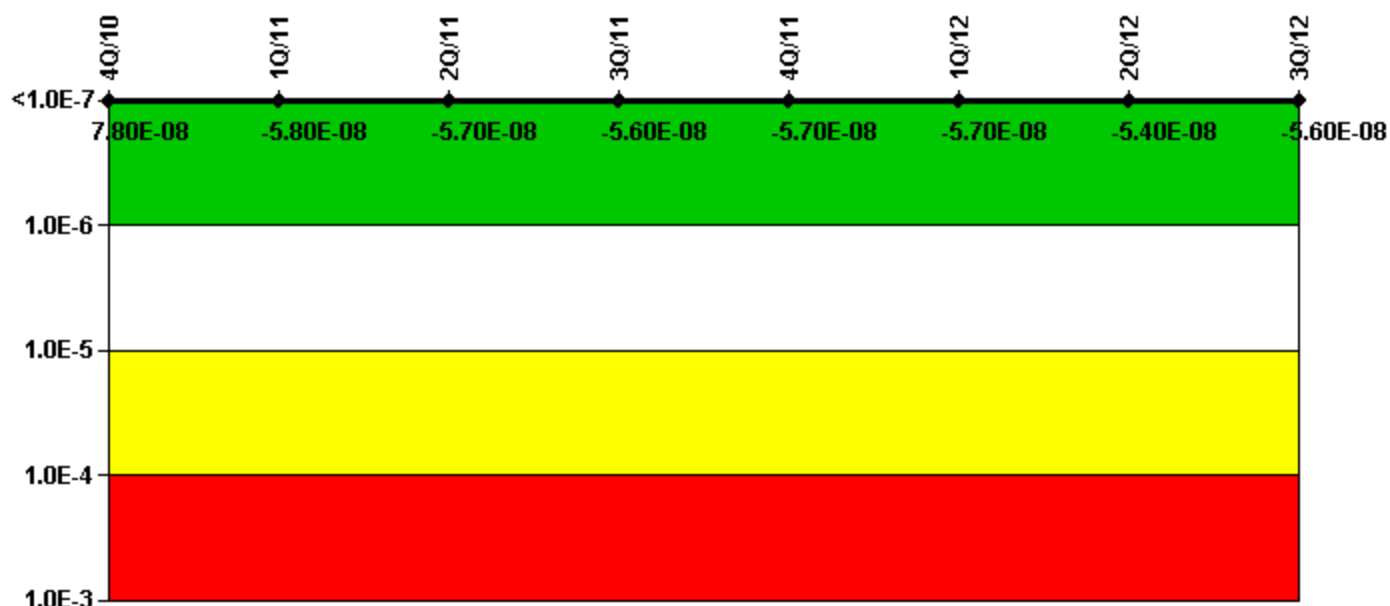
Mitigating Systems Performance Index, Emergency AC Power System	4Q/10	1Q/11	2Q/11	3Q/11	4Q/11	1Q/12	2Q/12	3Q/12
UAI (ΔCDF)	2.07E-07	2.22E-07	1.75E-07	1.61E-07	1.60E-07	1.69E-07	2.17E-07	2.03E-07
URI (ΔCDF)	1.35E-07	1.30E-07	1.44E-07	-5.97E-08	-6.34E-08	-4.61E-08	-3.43E-08	-3.94E-08
PLE	NO	NO	NO	NO	NO	NO	NO	NO
Indicator value	3.40E-07	3.50E-07	3.20E-07	1.00E-07	9.60E-08	1.20E-07	1.80E-07	1.60E-07

#### Licensee Comments:

1Q/11: Changed PRA Parameter(s). All PRA inputs were revised effective 4Q10 to reflect Rev 4 of the PRA model revised 3Q10. Version E of the Hatch MSPI Basis Document was approved on 12/28/2010.

4Q/10: Changed PRA Parameter(s). All PRA inputs were revised to reflect the Rev 4 PRA model (effective September 14, 2010), updated EDG mission time per Rev. 6 changes to NEI-99-02. These changes were incorporated into MSPI Basis Document, effective 12/28/2010.

### Mitigating Systems Performance Index, High Pressure Injection System



Thresholds: White > 1.00E-6 Yellow > 1.00E-5 Red > 1.00E-4

#### Notes

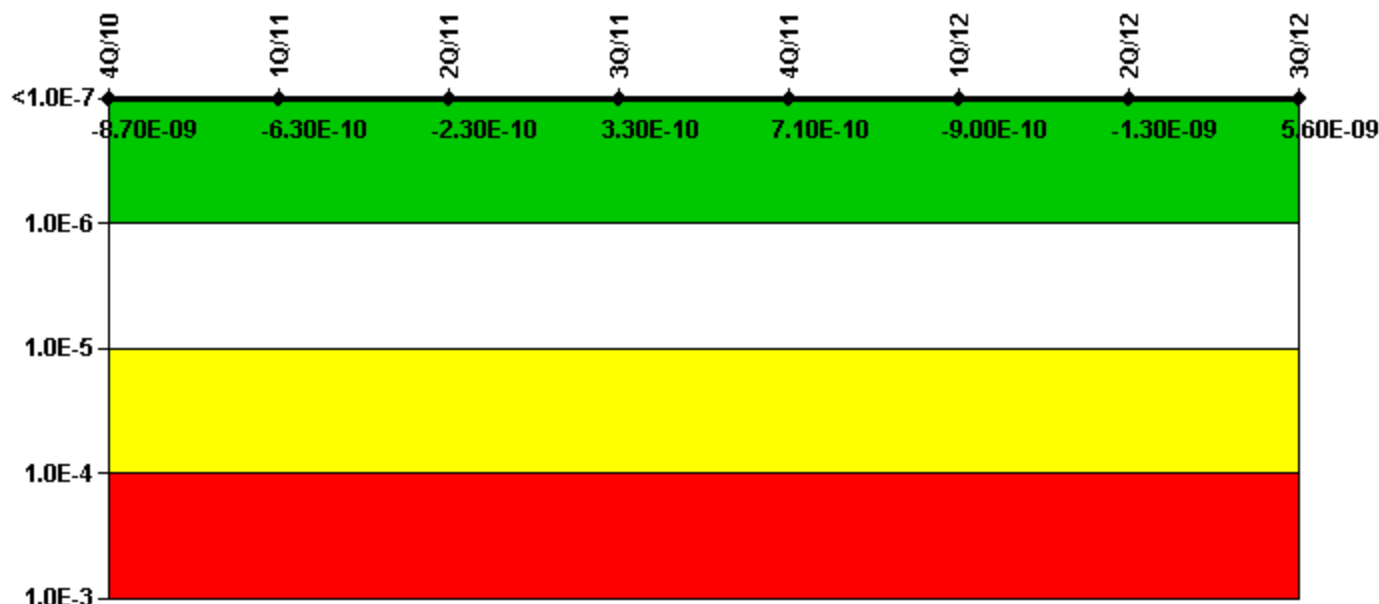
Mitigating Systems Performance Index, High Pressure Injection System	4Q/10	1Q/11	2Q/11	3Q/11	4Q/11	1Q/12	2Q/12	3Q/12
UAI ( $\Delta$ CDF)	-1.46E-08	-2.24E-08	-2.24E-08	-2.24E-08	-2.24E-08	-2.24E-08	-2.24E-08	-2.24E-08
URI ( $\Delta$ CDF)	9.27E-08	-3.61E-08	-3.51E-08	-3.37E-08	-3.49E-08	-3.46E-08	-3.20E-08	-3.33E-08
PLE	NO	NO	NO	NO	NO	NO	NO	NO
Indicator value	<b>7.80E-08</b>	<b>-5.80E-08</b>	<b>-5.70E-08</b>	<b>-5.60E-08</b>	<b>-5.70E-08</b>	<b>-5.70E-08</b>	<b>-5.40E-08</b>	<b>-5.60E-08</b>

#### Licensee Comments:

1Q/11: Changed PRA Parameter(s). All PRA inputs were revised effective 4Q10 to reflect Rev 4 of the PRA model revised 3Q10. Version E of the Hatch MSPI Basis Document was approved on 12/28/2010.

4Q/10: Changed PRA Parameter(s). All PRA inputs were revised to reflect the Rev 4 PRA model (effective September 14, 2010), updated EDG mission time per Rev. 6 changes to NEI-99-02. These changes were incorporated into MSPI Basis Document, effective 12/28/2010.

### Mitigating Systems Performance Index, Heat Removal System



Thresholds: White > 1.00E-6 Yellow > 1.00E-5 Red > 1.00E-4

#### Notes

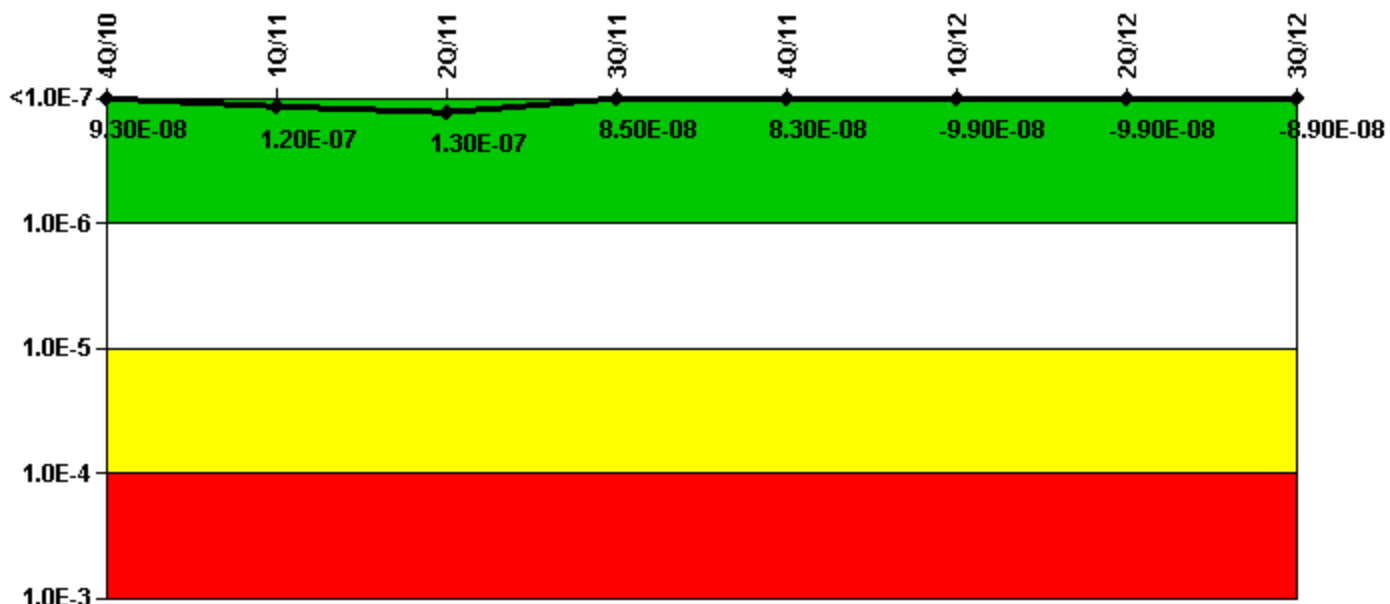
Mitigating Systems Performance Index, Heat Removal System	4Q/10	1Q/11	2Q/11	3Q/11	4Q/11	1Q/12	2Q/12	3Q/12
UAI ( $\Delta$ CDF)	1.01E-08	1.51E-08	1.61E-08	1.56E-08	1.60E-08	1.43E-08	1.27E-08	2.07E-08
URI ( $\Delta$ CDF)	-1.88E-08	-1.57E-08	-1.63E-08	-1.53E-08	-1.53E-08	-1.52E-08	-1.40E-08	-1.51E-08
PLE	NO	NO	NO	NO	NO	NO	NO	NO
Indicator value	-8.70E-09	-6.30E-10	-2.30E-10	3.30E-10	7.10E-10	-9.00E-10	-1.30E-09	5.60E-09

#### Licensee Comments:

1Q/11: Changed PRA Parameter(s). All PRA inputs were revised effective 4Q10 to reflect Rev 4 of the PRA model revised 3Q10. Version E of the Hatch MSPI Basis Document was approved on 12/28/2010.

4Q/10: Changed PRA Parameter(s). All PRA inputs were revised to reflect the Rev 4 PRA model (effective September 14, 2010), updated EDG mission time per Rev. 6 changes to NEI-99-02. These changes were incorporated into MSPI Basis Document, effective 12/28/2010.

### Mitigating Systems Performance Index, Residual Heat Removal System



Thresholds: White > 1.00E-6 Yellow > 1.00E-5 Red > 1.00E-4

#### Notes

Mitigating Systems Performance Index, Residual Heat Removal System	4Q/10	1Q/11	2Q/11	3Q/11	4Q/11	1Q/12	2Q/12	3Q/12
UAI (ΔCDF)	5.86E-08	6.81E-08	7.23E-08	2.03E-08	2.13E-08	1.69E-08	1.45E-08	2.71E-08
URI (ΔCDF)	3.47E-08	4.73E-08	5.41E-08	6.51E-08	6.14E-08	-1.16E-07	-1.13E-07	-1.16E-07
PLE	NO	NO	NO	NO	NO	NO	NO	NO
Indicator value	9.30E-08	1.20E-07	1.30E-07	8.50E-08	8.30E-08	-9.90E-08	-9.90E-08	-8.90E-08

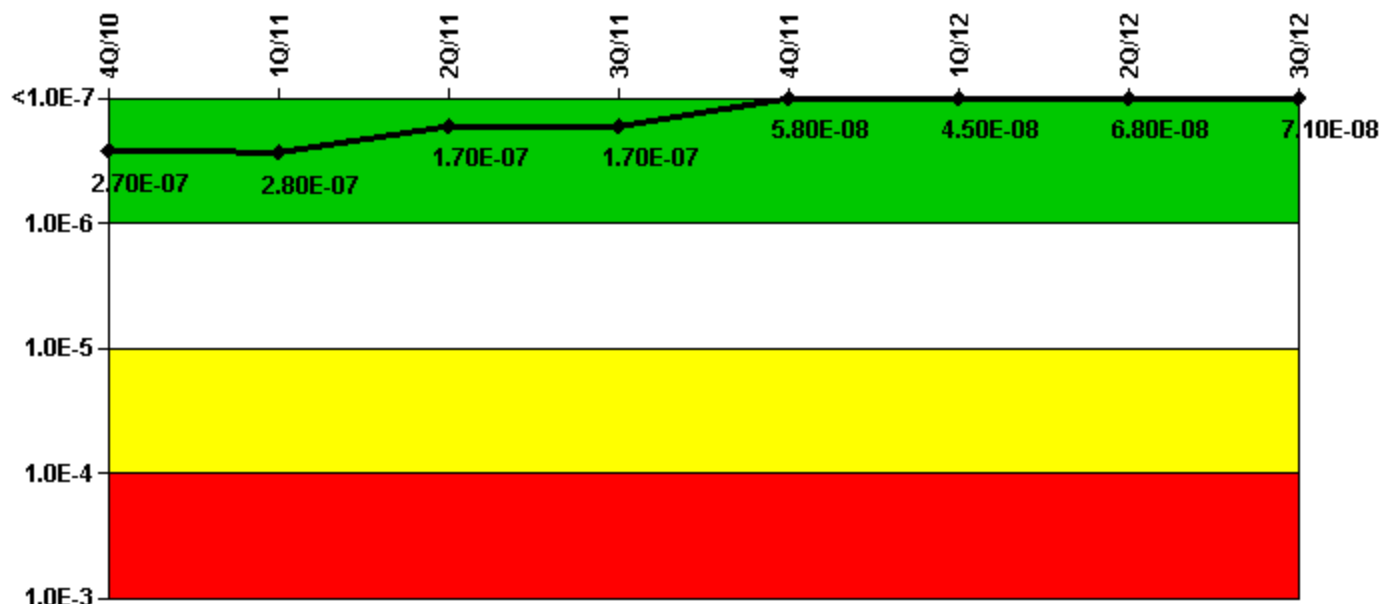
#### Licensee Comments:

1Q/11: Changed PRA Parameter(s). All PRA inputs were revised effective 4Q10 to reflect Rev 4 of the PRA model revised 3Q10. Version E of the Hatch MSPI Basis Document was approved on 12/28/2010.

4Q/10: Changed PRA Parameter(s). All PRA inputs were revised to reflect the Rev 4 PRA model (effective September 14, 2010), updated EDG mission time per Rev. 6 changes to NEI-99-02. These changes were incorporated into MSPI Basis Document, effective 12/28/2010.



### Mitigating Systems Performance Index, Cooling Water Systems



Thresholds: White > 1.00E-6 Yellow > 1.00E-5 Red > 1.00E-4

#### Notes

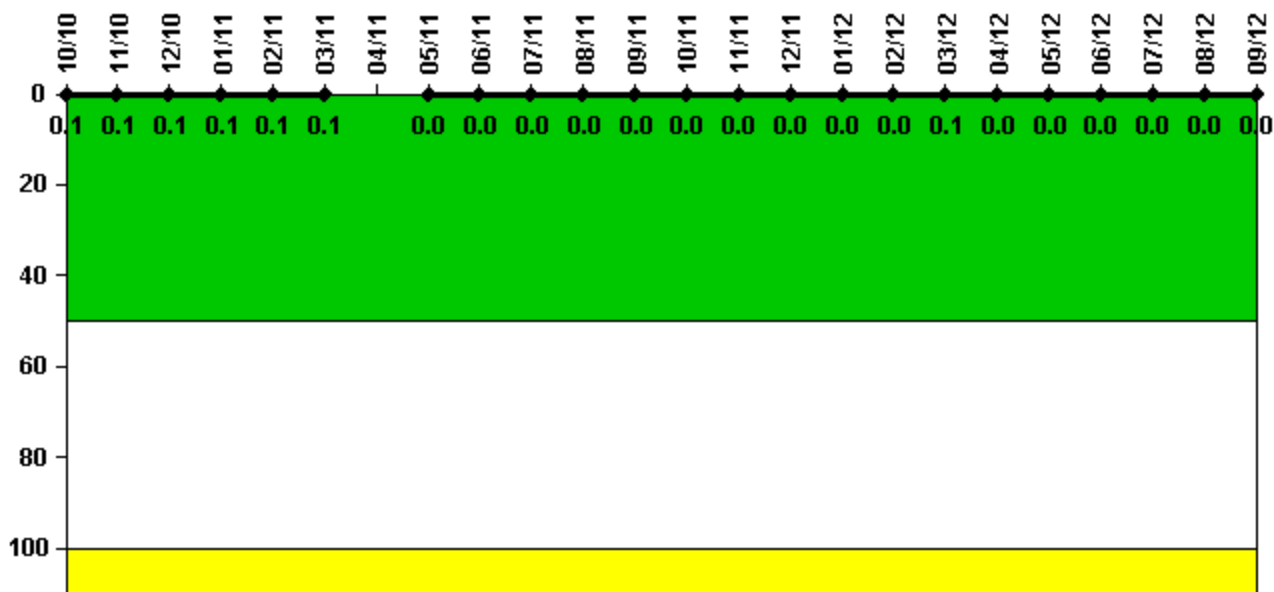
Mitigating Systems Performance Index, Cooling Water Systems	4Q/10	1Q/11	2Q/11	3Q/11	4Q/11	1Q/12	2Q/12	3Q/12
UAI (ΔCDF)	1.40E-07	1.41E-07	7.78E-08	7.80E-08	5.26E-08	3.55E-08	5.68E-08	5.68E-08
URI (ΔCDF)	1.32E-07	1.37E-07	8.92E-08	9.28E-08	5.08E-09	9.56E-09	1.08E-08	1.41E-08
PLE	NO	NO	NO	NO	NO	NO	NO	NO
Indicator value	2.70E-07	2.80E-07	1.70E-07	1.70E-07	5.80E-08	4.50E-08	6.80E-08	7.10E-08

#### Licensee Comments:

1Q/11: Changed PRA Parameter(s). All PRA inputs were revised effective 4Q10 to reflect Rev 4 of the PRA model revised 3Q10. Version E of the Hatch MSPI Basis Document was approved on 12/28/2010.

4Q/10: Changed PRA Parameter(s). All PRA inputs were revised to reflect the Rev 4 PRA model (effective September 14, 2010), updated EDG mission time per Rev. 6 changes to NEI-99-02. These changes were incorporated into MSPI Basis Document, effective 12/28/2010.

### Reactor Coolant System Activity



Thresholds: White > 50.0 Yellow > 100.0

#### Notes

Reactor Coolant System Activity	10/10	11/10	12/10	1/11	2/11	3/11	4/11	5/11	6/11	7/11	8/11	9/11
Maximum activity	0.000136	0.000128	0.000126	0.000121	0.000115	0.000111	N/A	0.000045	0.000054	0.000058	0.000060	0.000048
Technical specification limit	0.2	0.2	0.2	0.2	0.2	0.2	0.2	0.2	0.2	0.2	0.2	0.2
Indicator value	0.1	0.1	0.1	0.1	0.1	0.1	N/A	0	0	0	0	0

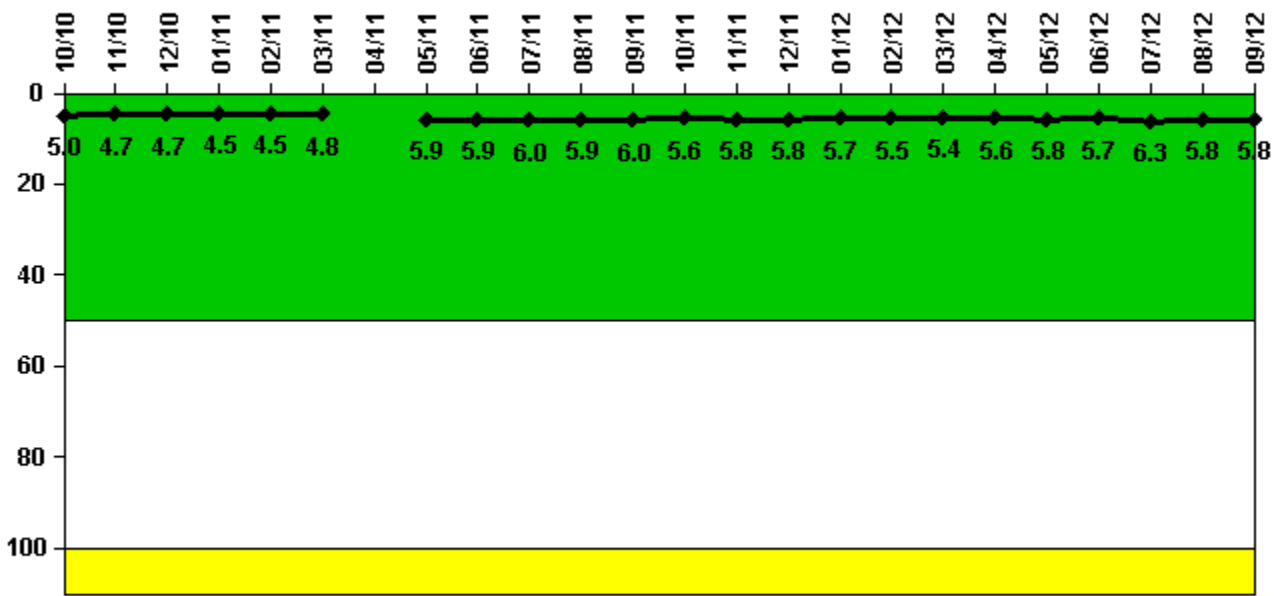
  

Reactor Coolant System Activity	10/11	11/11	12/11	1/12	2/12	3/12	4/12	5/12	6/12	7/12	8/12	9/12
Maximum activity	0.000038	0.000084	0.000048	0.000062	0.000064	0.000116	0.000063	0.000062	0.000062	0.000034	0.000046	0.000051
Technical specification limit	0.2	0.2	0.2	0.2	0.2	0.2	0.2	0.2	0.2	0.2	0.2	0.2
Indicator value	0	0	0	0	0	0.1	0	0	0	0	0	0

Licensee Comments:

6/11: Unit 2 was in a refueling outage the month of April.

### Reactor Coolant System Leakage



Thresholds: White > 50.0 Yellow > 100.0

#### Notes

Reactor Coolant System Leakage	10/10	11/10	12/10	1/11	2/11	3/11	4/11	5/11	6/11	7/11	8/11	9/11
Maximum leakage	1.500	1.420	1.420	1.350	1.360	1.440	N/A	1.770	1.770	1.790	1.770	1.790
Technical specification limit	30.0	30.0	30.0	30.0	30.0	30.0	30.0	30.0	30.0	30.0	30.0	30.0
Indicator value	5.0	4.7	4.7	4.5	4.5	4.8	N/A	5.9	5.9	6.0	5.9	6.0

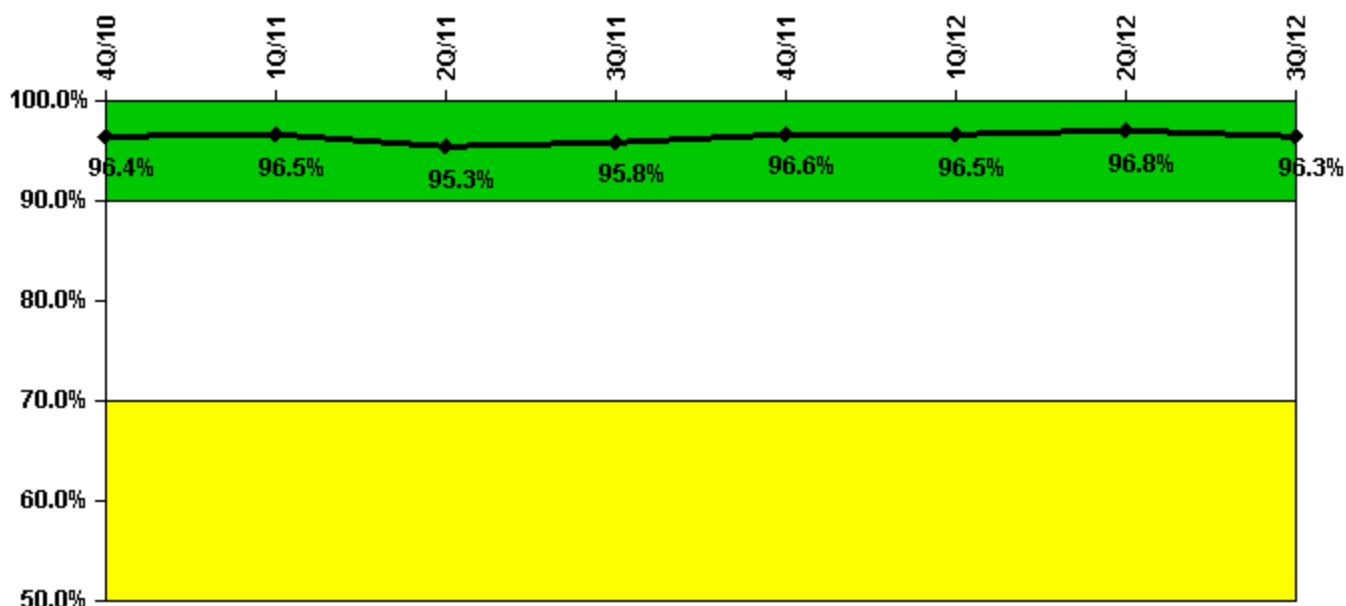
  

Reactor Coolant System Leakage	10/11	11/11	12/11	1/12	2/12	3/12	4/12	5/12	6/12	7/12	8/12	9/12
Maximum leakage	1.690	1.730	1.730	1.710	1.650	1.620	1.670	1.750	1.710	1.900	1.730	1.740
Technical specification limit	30.0	30.0	30.0	30.0	30.0	30.0	30.0	30.0	30.0	30.0	30.0	30.0
Indicator value	5.6	5.8	5.8	5.7	5.5	5.4	5.6	5.8	5.7	6.3	5.8	5.8

Licensee Comments:

6/11: Unit 2 was in a Refueling Outage during the month of April

### Drill/Exercise Performance



Thresholds: White < 90.0% Yellow < 70.0%

#### Notes

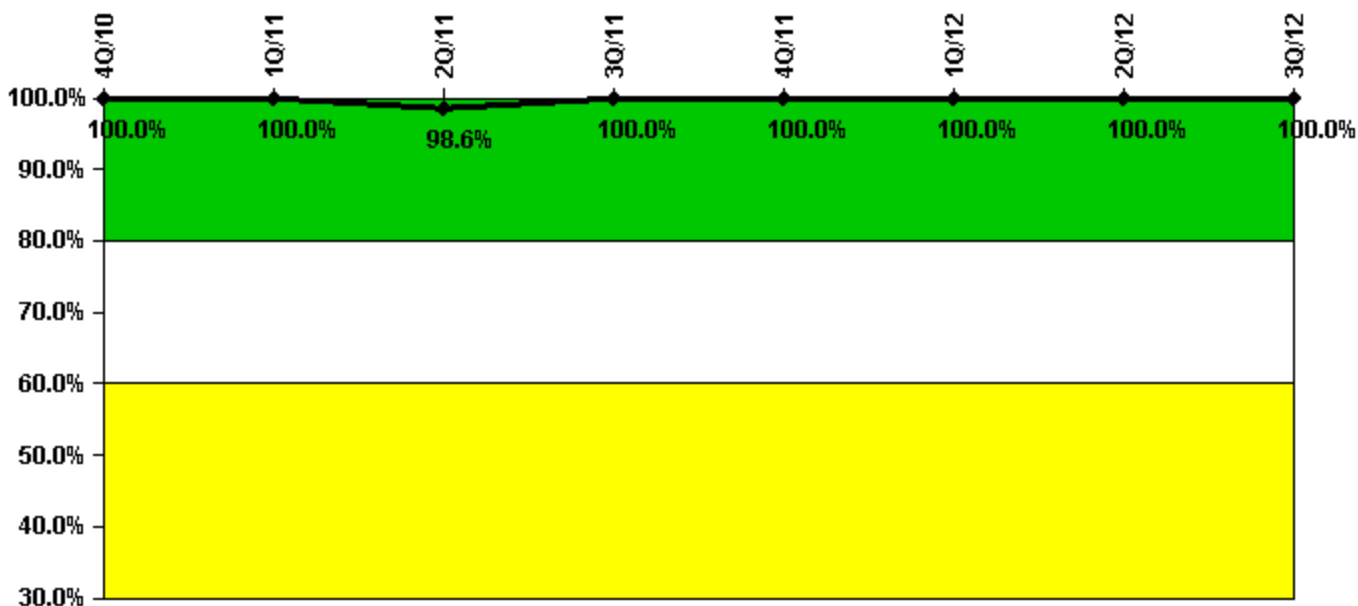
Drill/Exercise Performance	4Q/10	1Q/11	2Q/11	3Q/11	4Q/11	1Q/12	2Q/12	3Q/12
Successful opportunities	8.0	6.0	30.0	27.0	20.0	10.0	70.0	61.0
Total opportunities	8.0	6.0	32.0	27.0	21.0	10.0	72.0	65.0
Indicator value	96.4%	96.5%	95.3%	95.8%	96.6%	96.5%	96.8%	96.3%

#### Licensee Comments:

3Q/11: During NRC EP Inspection, 10/31/11, did not have supporting documentation for drill DEP Opportunity, had to remove ERO participation credit for individuals involved and opportunities.

1Q/11: During NRC EP Inspections, 10/31/11, did not have supporting documentation for drill DEP Opportunity, had to remove ERO participation credit for individuals involved and opportunities.

### ERO Drill Participation



Thresholds: White < 80.0% Yellow < 60.0%

#### Notes

ERO Drill Participation	4Q/10	1Q/11	2Q/11	3Q/11	4Q/11	1Q/12	2Q/12	3Q/12
Participating Key personnel	138.0	134.0	141.0	145.0	150.0	150.0	149.0	134.0
Total Key personnel	138.0	134.0	143.0	145.0	150.0	150.0	149.0	134.0
Indicator value	100.0%	100.0%	98.6%	100.0%	100.0%	100.0%	100.0%	100.0%

#### Licensee Comments:

2Q/11: During NRC EP Inspection, 10/31/11, did not have supporting documentation for drill DEP Opportunity, had to remove ERO participation credit for individuals involved and Opportunities.

1Q/11: During NRC EP Inspection, 10/31/11, did not have supporting documentation for drill DEP Opportunity, had to remove ERO participation credit for individuals involved and opportunities.

## Alert & Notification System

**Not applicable due to  
unique design  
characteristics.  
Performance in this area  
will be assessed through  
focused NRC inspection  
efforts.**

### Notes

<b>Alert &amp; Notification System</b>	<b>4Q/10</b>	<b>1Q/11</b>	<b>2Q/11</b>	<b>3Q/11</b>	<b>4Q/11</b>	<b>1Q/12</b>	<b>2Q/12</b>	<b>3Q/12</b>
Successful siren-tests								
Total sirens-tests								
<b>Indicator value</b>								

#### Licensee Comments:

3Q/12: Plant Hatch does not use sirens as an emergency notification system.

2Q/12: Plant Hatch does not use sirens as an emergency notification system.

1Q/12: Plant Hatch does not use sirens as an emergency notifications system.

4Q/11: Plant Hatch does not use sirens as an emergency notification system.

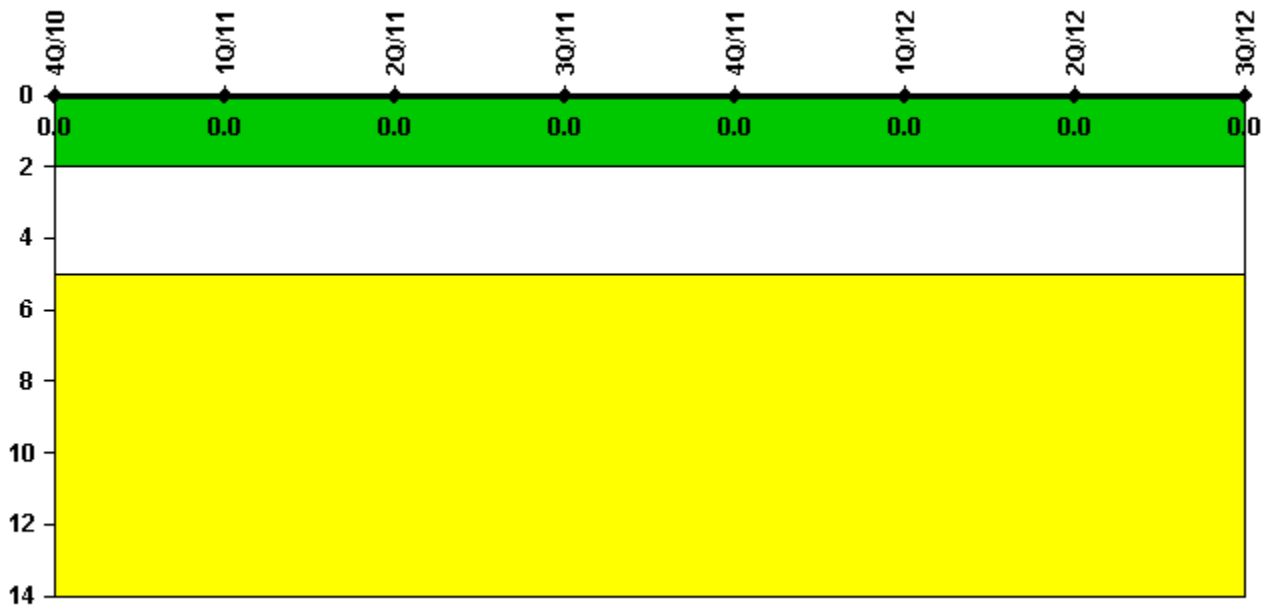
3Q/11: Plant Hatch does not use sirens as an emergency notification system.

2Q/11: Plant Hatch does not use sirens as an emergency notification system.

1Q/11: Plant Hatch does not use sirens as an emergency notification system.

4Q/10: Plant Hatch does not use sirens as an emergency notificaton system.

### Occupational Exposure Control Effectiveness



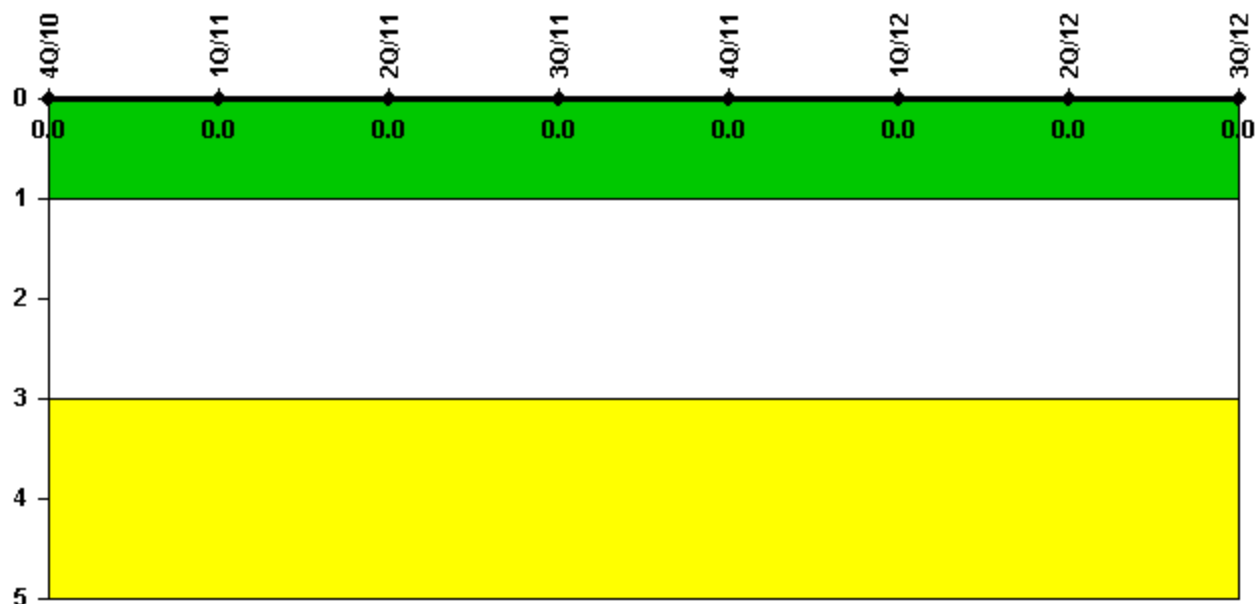
Thresholds: White > 2.0 Yellow > 5.0

#### Notes

Occupational Exposure Control Effectiveness	4Q/10	1Q/11	2Q/11	3Q/11	4Q/11	1Q/12	2Q/12	3Q/12
High radiation area occurrences	0	0	0	0	0	0	0	0
Very high radiation area occurrences	0	0	0	0	0	0	0	0
Unintended exposure occurrences	0	0	0	0	0	0	0	0
<b>Indicator value</b>	<b>0</b>	<b>0</b>	<b>0</b>	<b>0</b>	<b>0</b>	<b>0</b>	<b>0</b>	<b>0</b>

Licensee Comments: none

### RETS/ODCM Radiological Effluent



Thresholds: White > 1.0 Yellow > 3.0

#### Notes

RETS/ODCM Radiological Effluent	4Q/10	1Q/11	2Q/11	3Q/11	4Q/11	1Q/12	2Q/12	3Q/12
RETS/ODCM occurrences	0	0	0	0	0	0	0	0
Indicator value	0	0	0	0	0	0	0	0

Licensee Comments: none

Although the Security Cornerstone is included in the Reactor Oversight Process assessment program, the Commission has decided that specific information related to findings and performance indicators pertaining to the Security Cornerstone will not be publicly available to ensure that security information is not provided to a possible adversary. Other than the fact that a finding or performance indicator is Green or Greater-Than-Green, security related information will not be displayed on the public web page.



 [Action Matrix Summary](#) | [Inspection Findings Summary](#) | [PI Summary](#) | [Reactor Oversight Process](#)

*Last Modified: October 24, 2012*