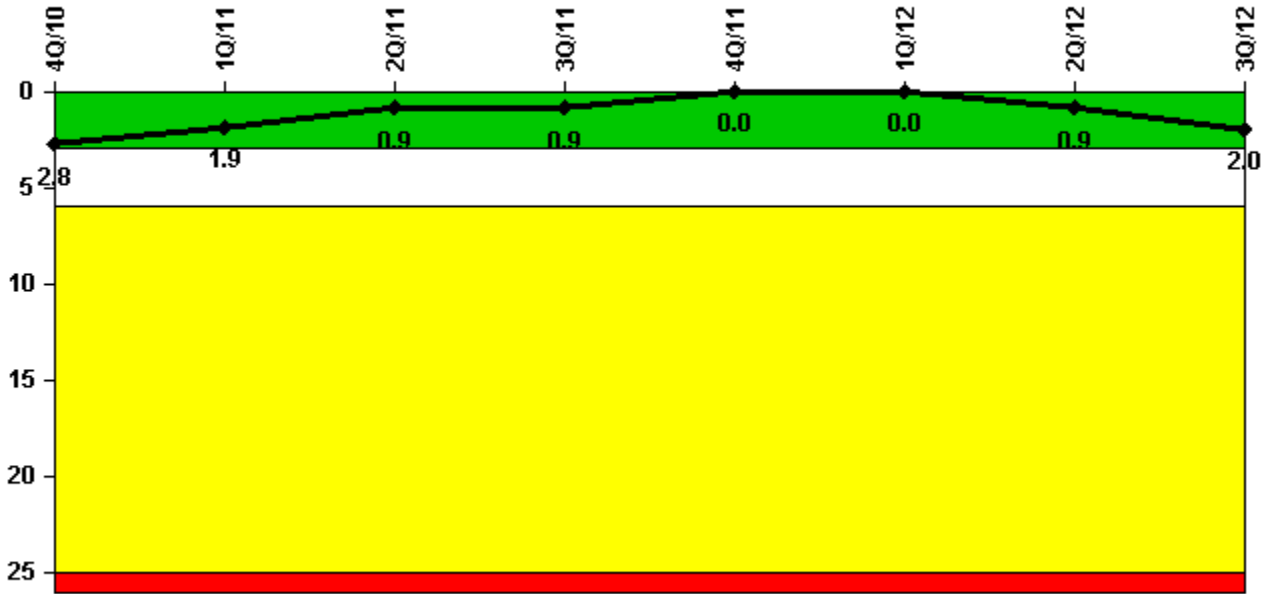


Fermi 2

3Q/2012 Performance Indicators

Licensee's General Comments: none

Unplanned Scrams per 7000 Critical Hrs



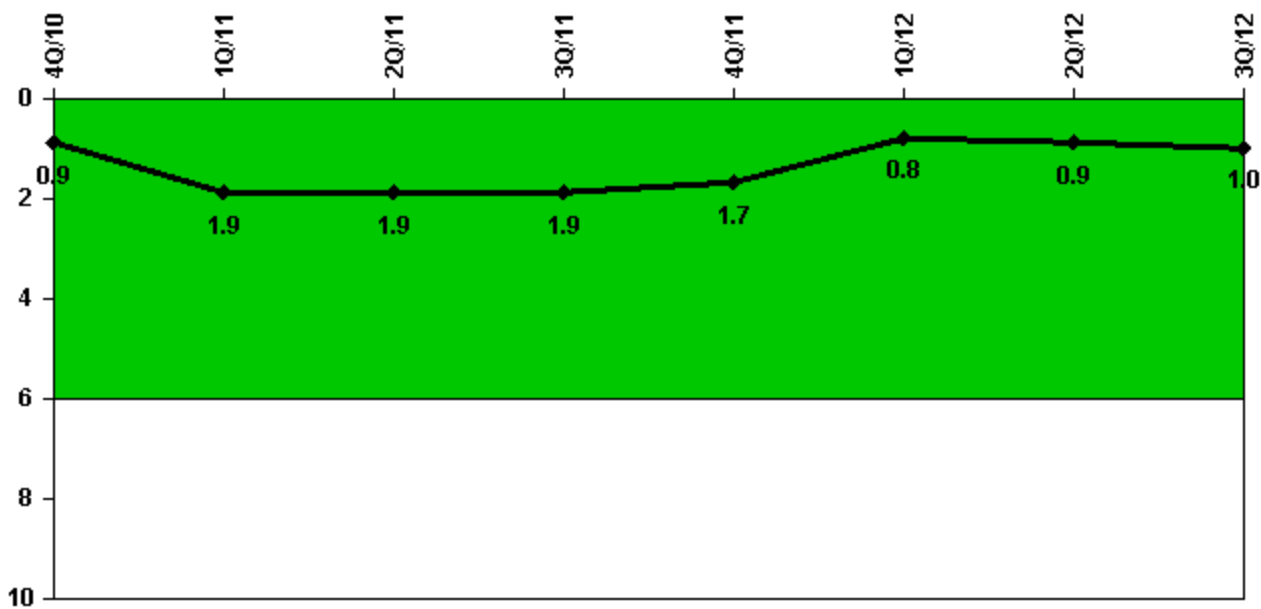
Thresholds: White > 3.0 Yellow > 6.0 Red > 25.0

Notes

Unplanned Scrams per 7000 Critical Hrs	4Q/10	1Q/11	2Q/11	3Q/11	4Q/11	1Q/12	2Q/12	3Q/12
Unplanned scrams	1.0	0	0	0	0	0	1.0	1.0
Critical hours	1262.9	1784.8	2184.0	2208.0	2209.0	2042.0	1282.6	1487.1
Indicator value	2.8	1.9	0.9	0.9	0	0	0.9	2.0

Licensee Comments: none

Unplanned Power Changes per 7000 Critical Hrs



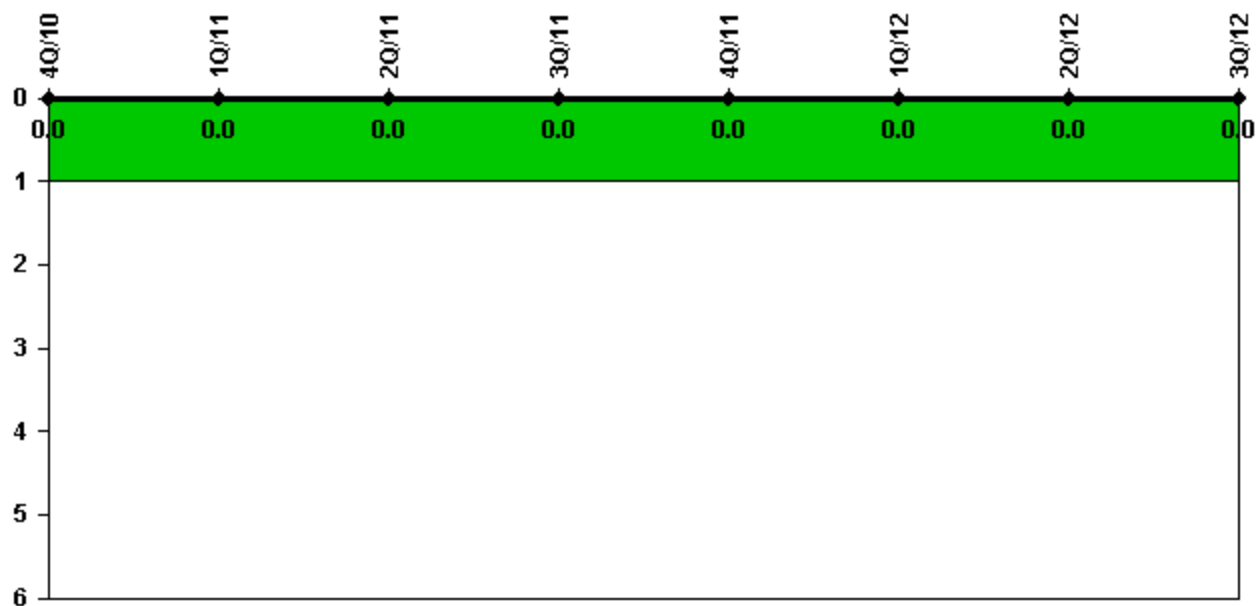
Thresholds: White > 6.0

Notes

Unplanned Power Changes per 7000 Critical Hrs	4Q/10	1Q/11	2Q/11	3Q/11	4Q/11	1Q/12	2Q/12	3Q/12
Unplanned power changes	1.0	1.0	0	0	1.0	0	0	0
Critical hours	1262.9	1784.8	2184.0	2208.0	2209.0	2042.0	1282.6	1487.1
Indicator value	0.9	1.9	1.9	1.9	1.7	0.8	0.9	1.0

Licensee Comments: none

Unplanned Scrams with Complications



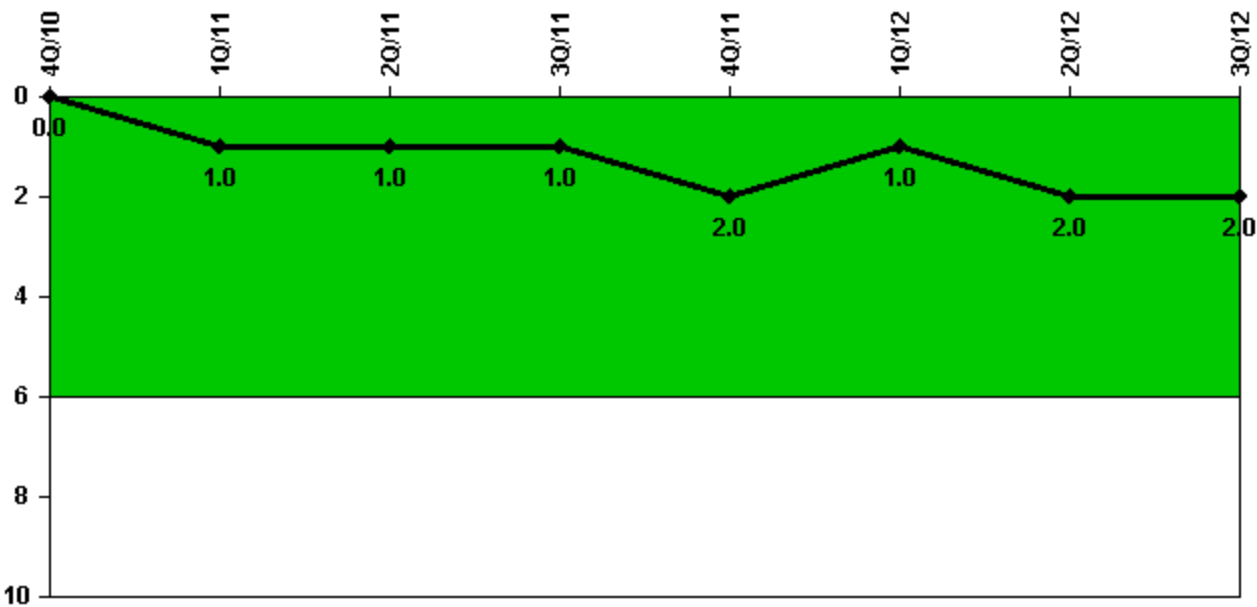
Thresholds: White > 1.0

Notes

Unplanned Scrams with Complications	4Q/10	1Q/11	2Q/11	3Q/11	4Q/11	1Q/12	2Q/12	3Q/12
Scrams with complications	0	0	0	0	0	0	0	0
Indicator value	0.0	0.0	0.0	0.0	0.0	0.0	0.0	0.0

Licensee Comments: none

Safety System Functional Failures (BWR)



Thresholds: White > 6.0

Notes

Safety System Functional Failures (BWR)	4Q/10	1Q/11	2Q/11	3Q/11	4Q/11	1Q/12	2Q/12	3Q/12
Safety System Functional Failures	0	1	0	0	1	0	1	0
Indicator value	0	1	1	1	2	1	2	2

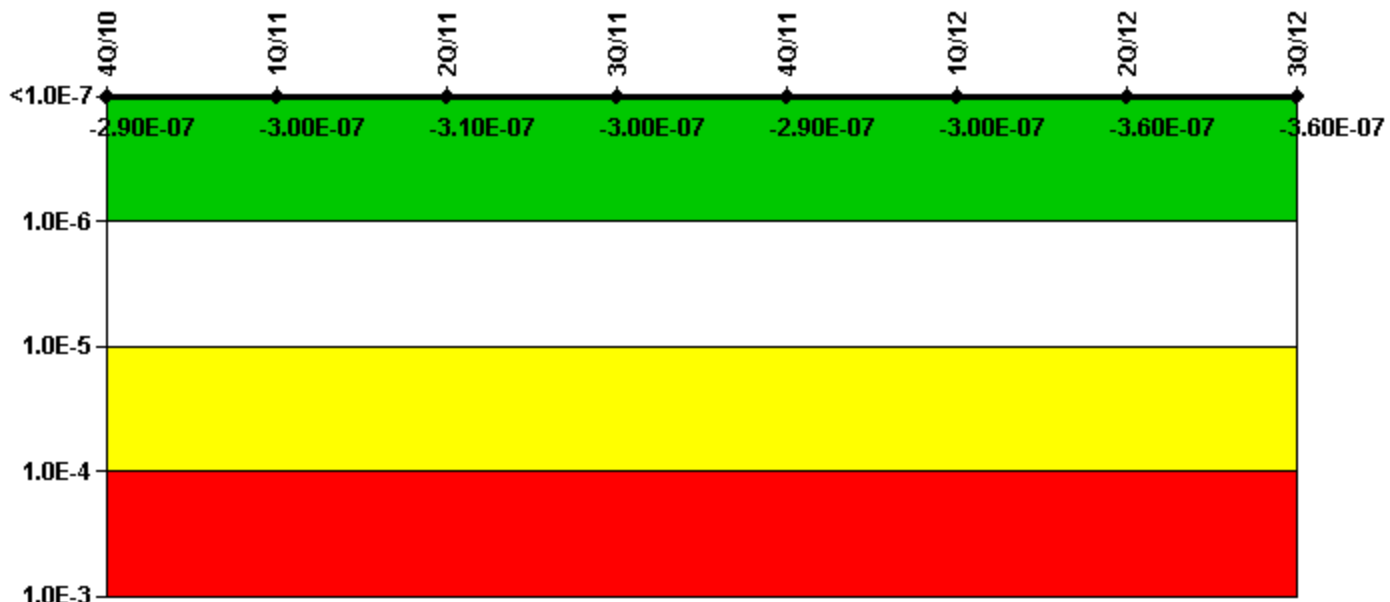
Licensee Comments:

2Q/12: LER 2012-001

4Q/11: LER 2011-01, Loss of the High Pressure Coolant Injection system due to an inoperable minimum flow valve.

1Q/11: February - Fermi 2 LER 2010-004

Mitigating Systems Performance Index, Emergency AC Power System



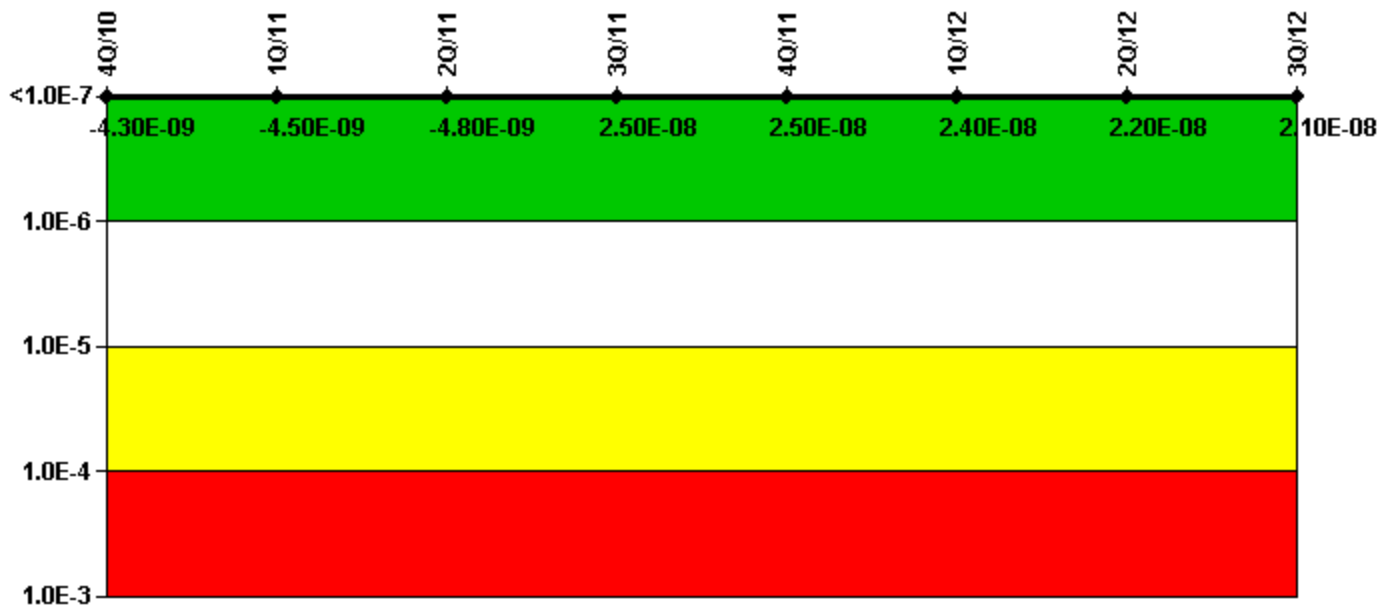
Thresholds: White > 1.00E-6 Yellow > 1.00E-5 Red > 1.00E-4

Notes

Mitigating Systems Performance Index, Emergency AC Power System	4Q/10	1Q/11	2Q/11	3Q/11	4Q/11	1Q/12	2Q/12	3Q/12
UAI (Δ CDF)	2.16E-09	-5.74E-09	-5.60E-09	1.40E-09	5.00E-10	-4.61E-09	-4.99E-09	-4.30E-09
URI (Δ CDF)	-2.93E-07	-2.97E-07	-3.00E-07	-3.01E-07	-2.95E-07	-2.99E-07	-3.57E-07	-3.61E-07
PLE	NO	NO	NO	NO	NO	NO	NO	NO
Indicator value	-2.90E-07	-3.00E-07	-3.10E-07	-3.00E-07	-2.90E-07	-3.00E-07	-3.60E-07	-3.60E-07

Licensee Comments: none

Mitigating Systems Performance Index, High Pressure Injection System



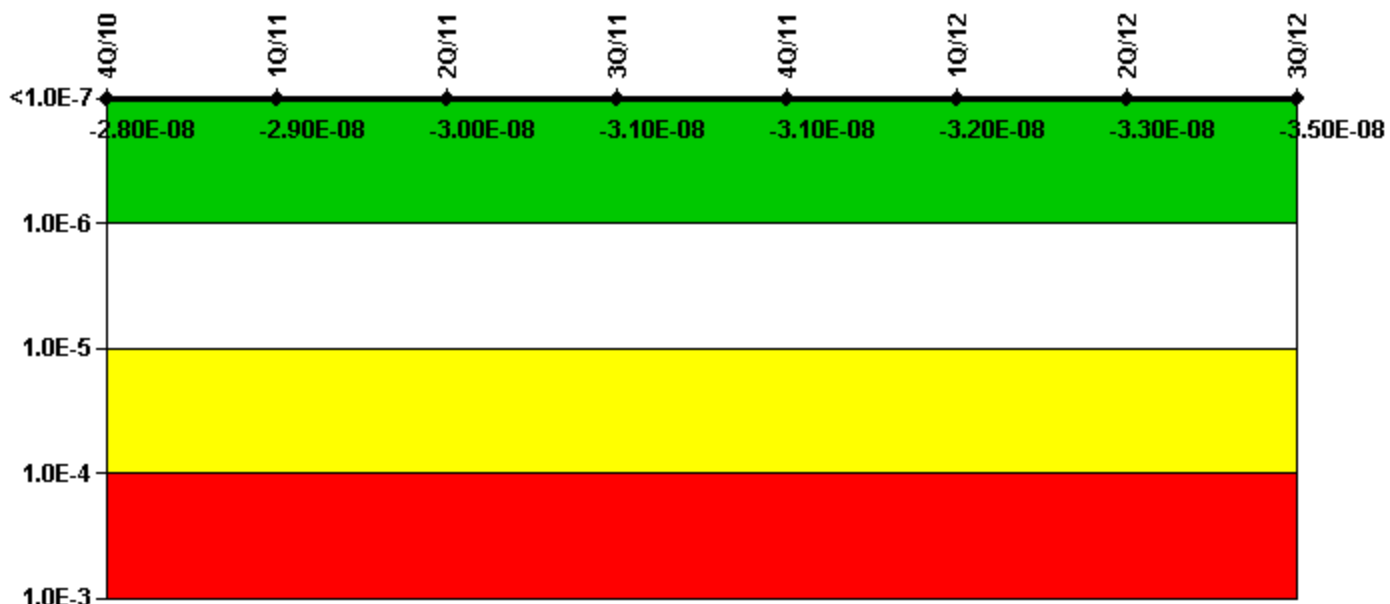
Thresholds: White > 1.00E-6 Yellow > 1.00E-5 Red > 1.00E-4

Notes

Mitigating Systems Performance Index, High Pressure Injection System	4Q/10	1Q/11	2Q/11	3Q/11	4Q/11	1Q/12	2Q/12	3Q/12
UAI (Δ CDF)	-1.74E-10	-1.24E-10	-1.24E-10	5.29E-09	4.06E-09	4.07E-09	4.13E-09	4.38E-09
URI (Δ CDF)	-4.12E-09	-4.38E-09	-4.63E-09	2.01E-08	2.10E-08	1.96E-08	1.82E-08	1.65E-08
PLE	NO	NO	NO	NO	NO	NO	NO	NO
Indicator value	-4.30E-09	-4.50E-09	-4.80E-09	2.50E-08	2.50E-08	2.40E-08	2.20E-08	2.10E-08

Licensee Comments: none

Mitigating Systems Performance Index, Heat Removal System



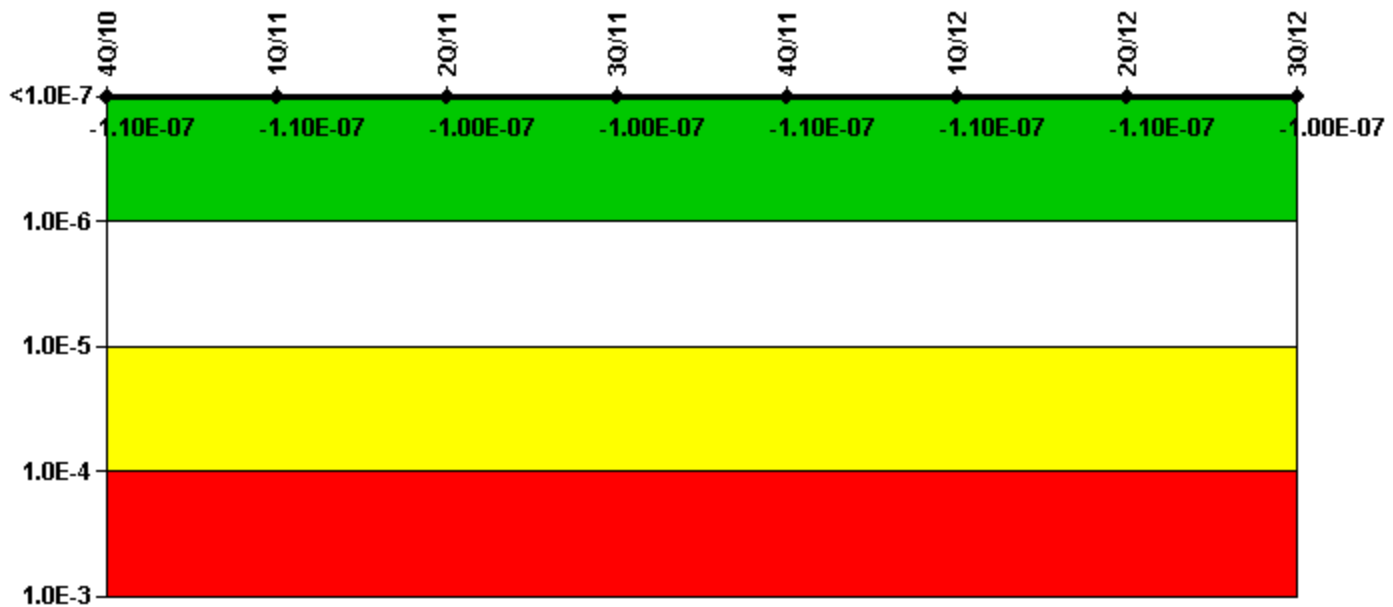
Thresholds: White > 1.00E-6 Yellow > 1.00E-5 Red > 1.00E-4

Notes

Mitigating Systems Performance Index, Heat Removal System	4Q/10	1Q/11	2Q/11	3Q/11	4Q/11	1Q/12	2Q/12	3Q/12
UAI (Δ CDF)	-2.09E-09	-2.37E-09	-2.37E-09	-2.37E-09	-2.37E-09	-2.37E-09	-2.73E-09	-2.72E-09
URI (Δ CDF)	-2.57E-08	-2.66E-08	-2.74E-08	-2.82E-08	-2.89E-08	-2.97E-08	-3.04E-08	-3.18E-08
PLE	NO	NO	NO	NO	NO	NO	NO	NO
Indicator value	-2.80E-08	-2.90E-08	-3.00E-08	-3.10E-08	-3.10E-08	-3.20E-08	-3.30E-08	-3.50E-08

Licensee Comments: none

Mitigating Systems Performance Index, Residual Heat Removal System



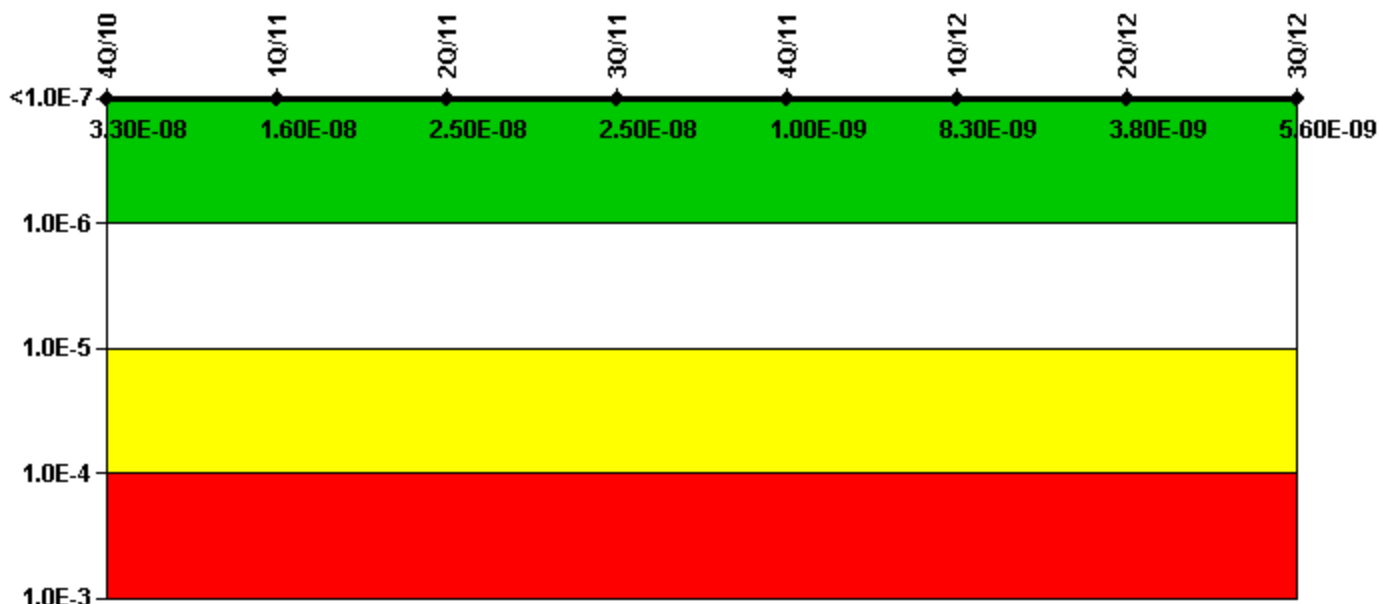
Thresholds: White > 1.00E-6 Yellow > 1.00E-5 Red > 1.00E-4

Notes

Mitigating Systems Performance Index, Residual Heat Removal System	4Q/10	1Q/11	2Q/11	3Q/11	4Q/11	1Q/12	2Q/12	3Q/12
UAI (Δ CDF)	-5.88E-09	-6.24E-09	5.41E-09	6.79E-09	-4.23E-09	2.75E-09	3.28E-09	4.46E-09
URI (Δ CDF)	-1.08E-07	-1.08E-07	-1.08E-07	-1.08E-07	-1.08E-07	-1.08E-07	-1.08E-07	-1.08E-07
PLE	NO	NO	NO	NO	NO	NO	NO	NO
Indicator value	-1.10E-07	-1.10E-07	-1.00E-07	-1.00E-07	-1.10E-07	-1.10E-07	-1.10E-07	-1.00E-07

Licensee Comments: none

Mitigating Systems Performance Index, Cooling Water Systems



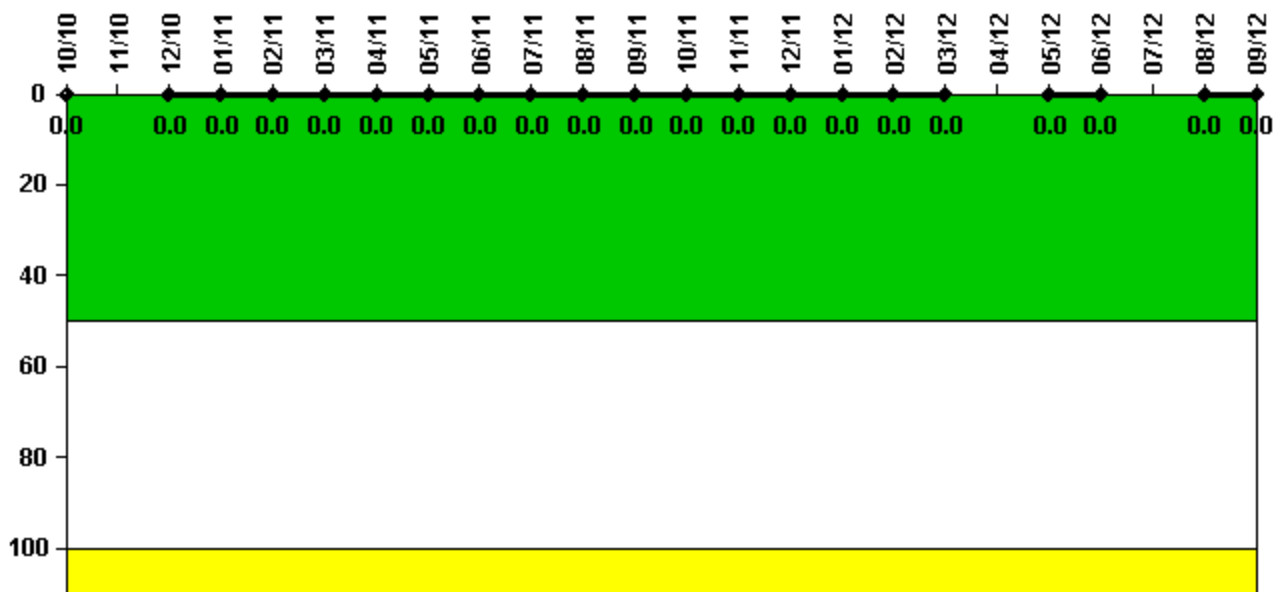
Thresholds: White > 1.00E-6 Yellow > 1.00E-5 Red > 1.00E-4

Notes

Mitigating Systems Performance Index, Cooling Water Systems	4Q/10	1Q/11	2Q/11	3Q/11	4Q/11	1Q/12	2Q/12	3Q/12
UAI (Δ CDF)	4.63E-08	2.88E-08	3.83E-08	3.83E-08	1.39E-08	2.12E-08	1.67E-08	1.84E-08
URI (Δ CDF)	-1.28E-08	-1.28E-08	-1.28E-08	-1.29E-08	-1.29E-08	-1.29E-08	-1.28E-08	-1.29E-08
PLE	NO	NO	NO	NO	NO	NO	NO	NO
Indicator value	3.30E-08	1.60E-08	2.50E-08	2.50E-08	1.00E-09	8.30E-09	3.80E-09	5.60E-09

Licensee Comments: none

Reactor Coolant System Activity



Thresholds: White > 50.0 Yellow > 100.0

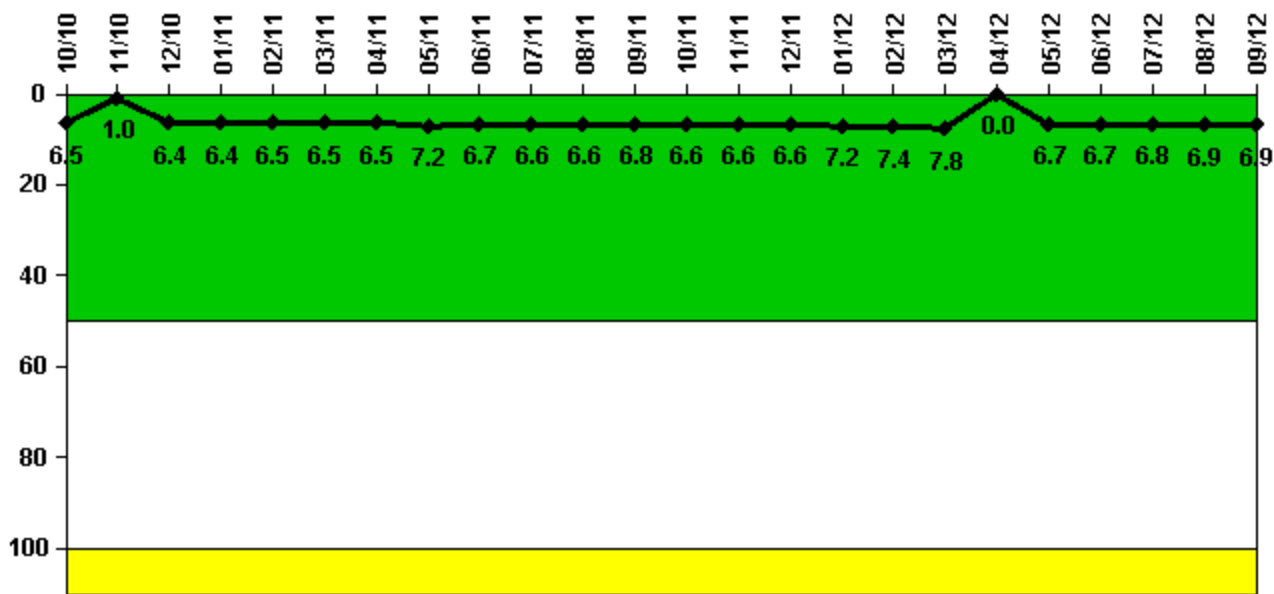
Notes

Reactor Coolant System Activity	10/10	11/10	12/10	1/11	2/11	3/11	4/11	5/11	6/11	7/11	8/11	9/11
Maximum activity	0.000033	N/A	0.000023	0.000025	0.000027	0.000033	0.000019	0.000017	0.000014	0.000016	0.000011	0.000006
Technical specification limit	0.2	0.2	0.2	0.2	0.2	0.2	0.2	0.2	0.2	0.2	0.2	0.2
Indicator value	0	N/A	0	0	0	0	0	0	0	0	0	0

Reactor Coolant System Activity	10/11	11/11	12/11	1/12	2/12	3/12	4/12	5/12	6/12	7/12	8/12	9/12
Maximum activity	0.000023	0.000025	0.000027	0.000028	0.000031	0.000025	N/A	0.000028	0.000015	N/A	0.000015	0.000016
Technical specification limit	0.2	0.2	0.2	0.2	0.2	0.2	0.2	0.2	0.2	0.2	0.2	0.2
Indicator value	0	0	0	0	0	0	N/A	0	0	N/A	0	0

Licensee Comments: none

Reactor Coolant System Leakage



Thresholds: White > 50.0 Yellow > 100.0

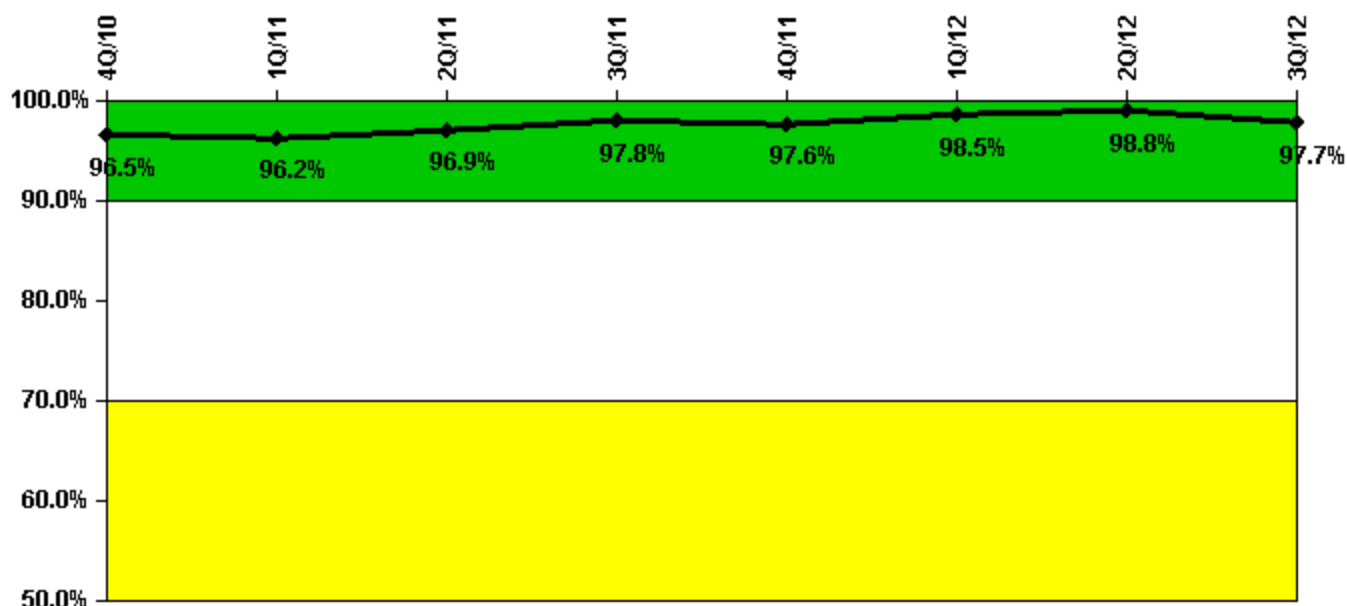
Notes

Reactor Coolant System Leakage	10/10	11/10	12/10	1/11	2/11	3/11	4/11	5/11	6/11	7/11	8/11	9/11
Maximum leakage	1.630	0.240	1.600	1.600	1.630	1.630	1.630	1.790	1.680	1.660	1.660	1.690
Technical specification limit	25.0	25.0	25.0	25.0	25.0	25.0	25.0	25.0	25.0	25.0	25.0	25.0
Indicator value	6.5	1.0	6.4	6.4	6.5	6.5	6.5	7.2	6.7	6.6	6.6	6.8

Reactor Coolant System Leakage	10/11	11/11	12/11	1/12	2/12	3/12	4/12	5/12	6/12	7/12	8/12	9/12
Maximum leakage	1.660	1.660	1.660	1.790	1.840	1.950	0	1.680	1.670	1.710	1.720	1.720
Technical specification limit	25.0	25.0	25.0	25.0	25.0	25.0	25.0	25.0	25.0	25.0	25.0	25.0
Indicator value	6.6	6.6	6.6	7.2	7.4	7.8	0	6.7	6.7	6.8	6.9	6.9

Licensee Comments: none

Drill/Exercise Performance



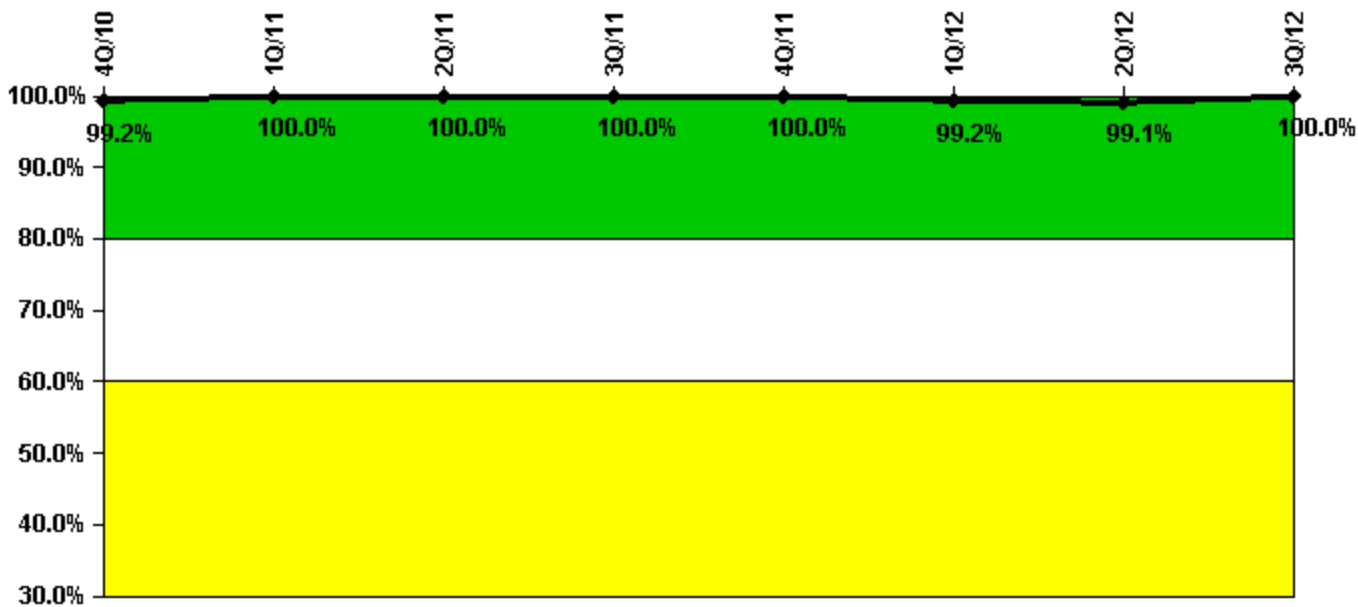
Thresholds: White < 90.0% Yellow < 70.0%

Notes

Drill/Exercise Performance	4Q/10	1Q/11	2Q/11	3Q/11	4Q/11	1Q/12	2Q/12	3Q/12
Successful opportunities	20.0	18.0	31.0	46.0	30.0	6.0	10.0	50.0
Total opportunities	20.0	19.0	31.0	46.0	31.0	6.0	10.0	53.0
Indicator value	96.5%	96.2%	96.9%	97.8%	97.6%	98.5%	98.8%	97.7%

Licensee Comments: none

ERO Drill Participation



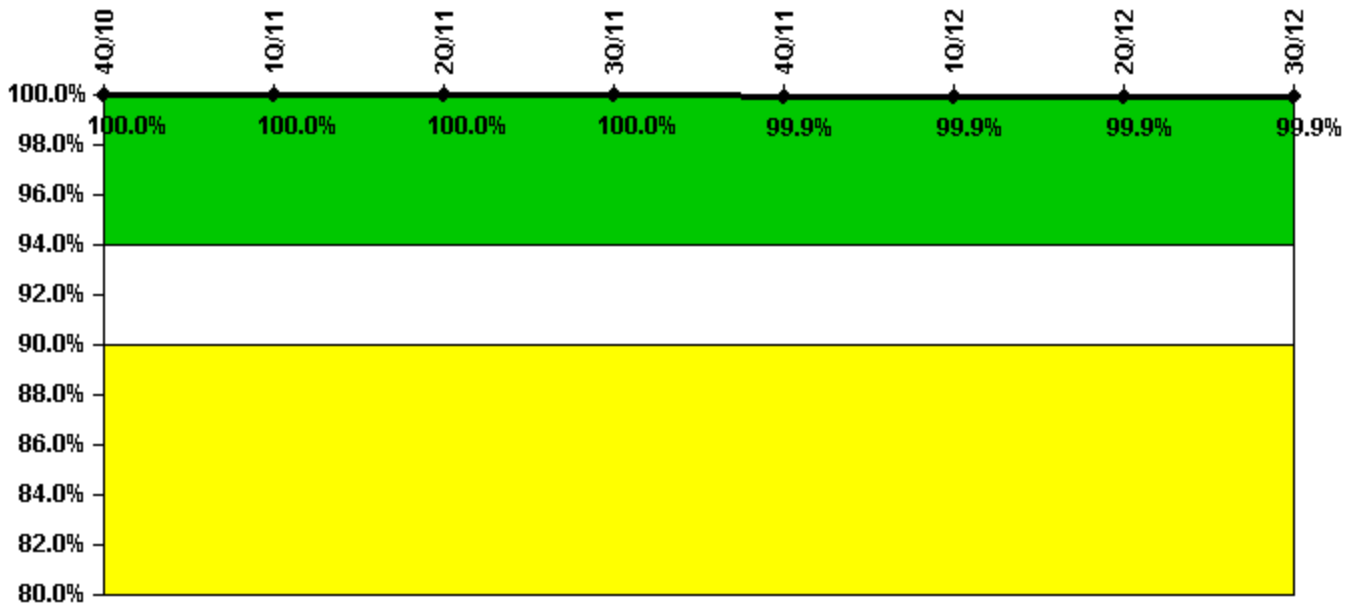
Thresholds: White < 80.0% Yellow < 60.0%

Notes

ERO Drill Participation	4Q/10	1Q/11	2Q/11	3Q/11	4Q/11	1Q/12	2Q/12	3Q/12
Participating Key personnel	122.0	120.0	120.0	121.0	119.0	118.0	116.0	115.0
Total Key personnel	123.0	120.0	120.0	121.0	119.0	119.0	117.0	115.0
Indicator value	99.2%	100.0%	100.0%	100.0%	100.0%	99.2%	99.1%	100.0%

Licensee Comments: none

Alert & Notification System



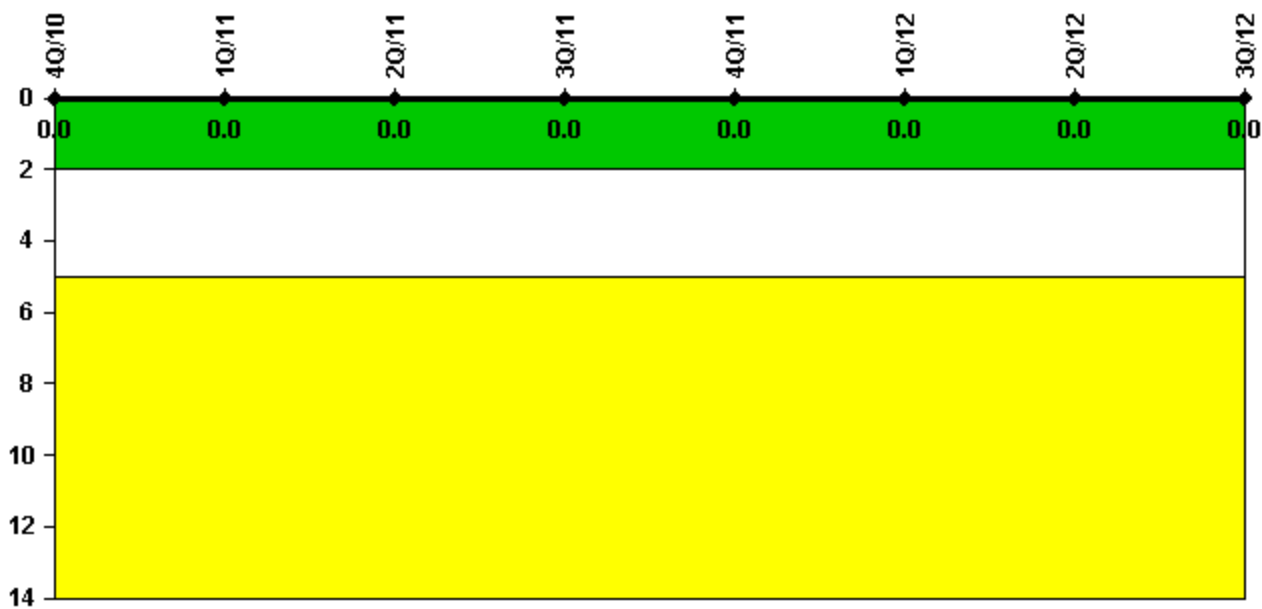
Thresholds: White < 94.0% Yellow < 90.0%

Notes

Alert & Notification System	4Q/10	1Q/11	2Q/11	3Q/11	4Q/11	1Q/12	2Q/12	3Q/12
Successful siren-tests	186	186	186	186	123	186	186	186
Total sirens-tests	186	186	186	186	124	186	186	186
Indicator value	100.0%	100.0%	100.0%	100.0%	99.9%	99.9%	99.9%	99.9%

Licensee Comments: none

Occupational Exposure Control Effectiveness



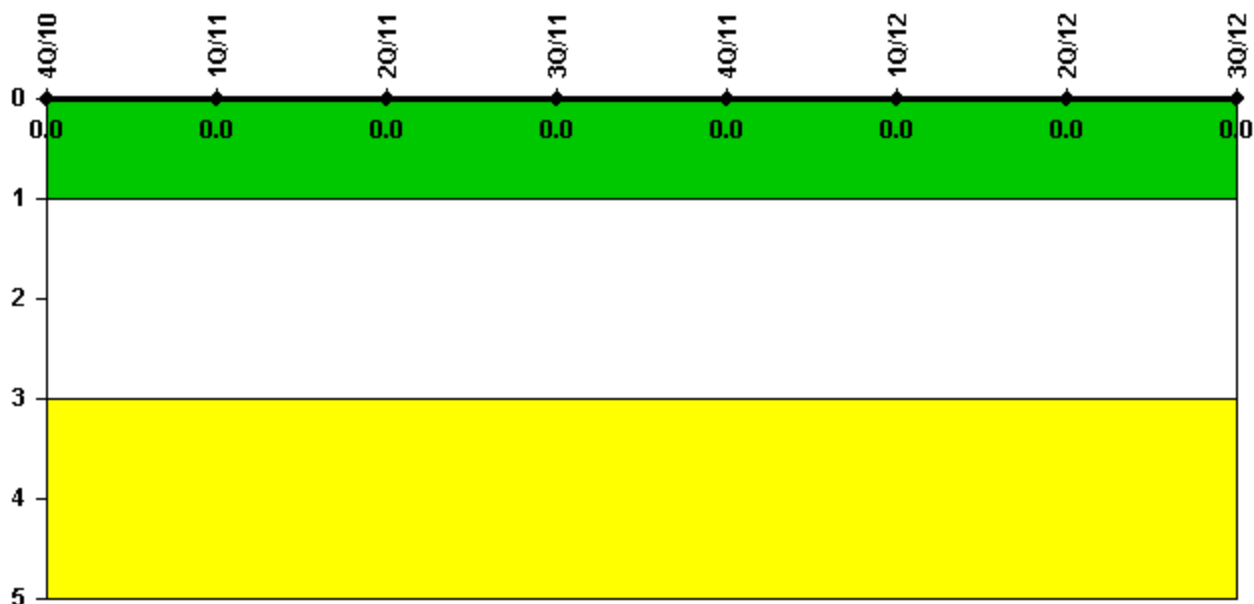
Thresholds: White > 2.0 Yellow > 5.0

Notes

Occupational Exposure Control Effectiveness	4Q/10	1Q/11	2Q/11	3Q/11	4Q/11	1Q/12	2Q/12	3Q/12
High radiation area occurrences	0	0	0	0	0	0	0	0
Very high radiation area occurrences	0	0	0	0	0	0	0	0
Unintended exposure occurrences	0	0	0	0	0	0	0	0
Indicator value	0	0	0	0	0	0	0	0

Licensee Comments: none

RETS/ODCM Radiological Effluent



Thresholds: White > 1.0 Yellow > 3.0

Notes

RETS/ODCM Radiological Effluent	4Q/10	1Q/11	2Q/11	3Q/11	4Q/11	1Q/12	2Q/12	3Q/12
RETS/ODCM occurrences	0	0	0	0	0	0	0	0
Indicator value	0	0	0	0	0	0	0	0

Licensee Comments: none

Although the Security Cornerstone is included in the Reactor Oversight Process assessment program, the Commission has decided that specific information related to findings and performance indicators pertaining to the Security Cornerstone will not be publicly available to ensure that security information is not provided to a possible adversary. Other than the fact that a finding or performance indicator is Green or Greater-Than-Green, security related information will not be displayed on the public web page.

 [Action Matrix Summary](#) | [Inspection Findings Summary](#) | [PI Summary](#) | [Reactor Oversight Process](#)

Last Modified: October 24, 2012