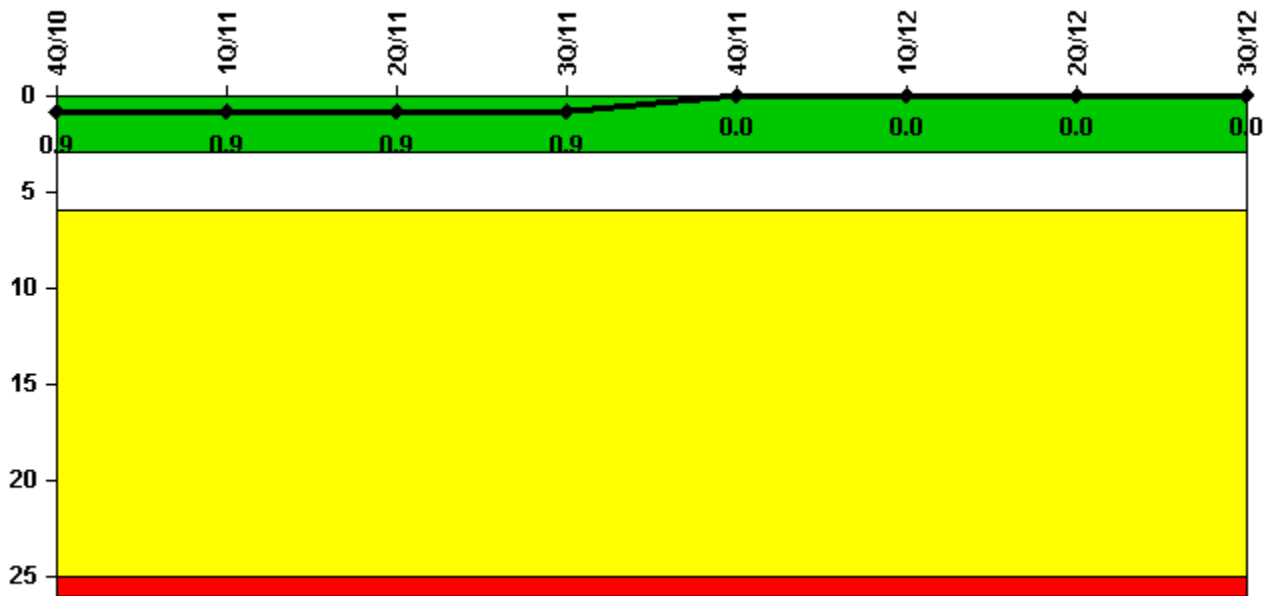


Dresden 3

3Q/2012 Performance Indicators

Licensee's General Comments: none

Unplanned Scrams per 7000 Critical Hrs



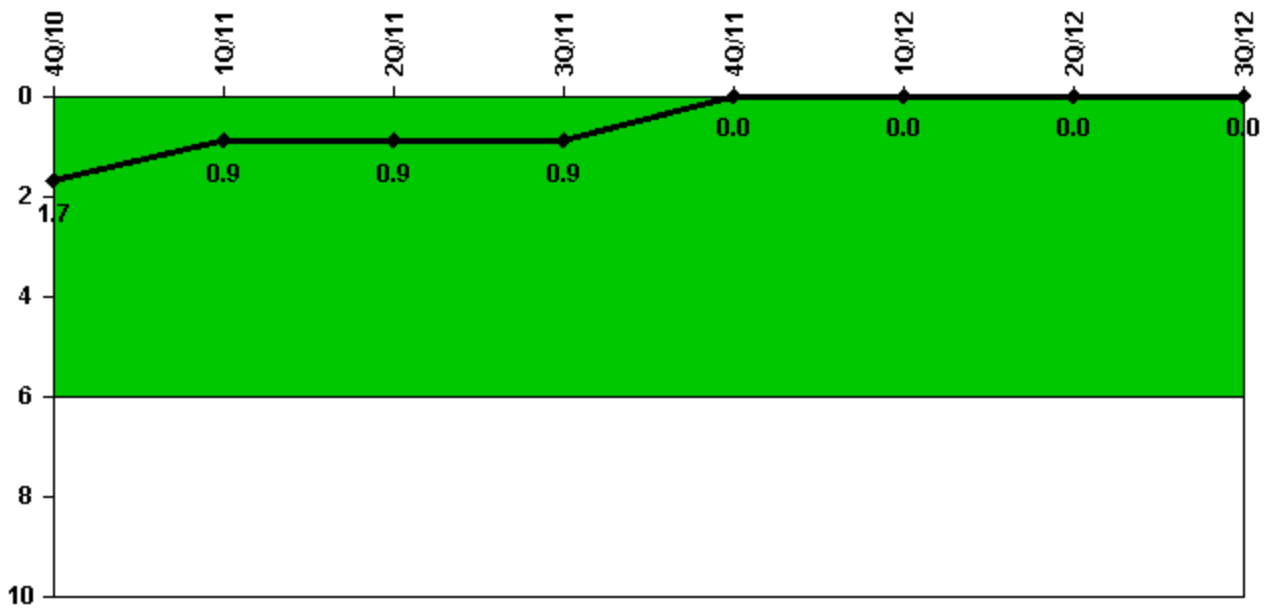
Thresholds: White > 3.0 Yellow > 6.0 Red > 25.0

Notes

Unplanned Scrams per 7000 Critical Hrs	4Q/10	1Q/11	2Q/11	3Q/11	4Q/11	1Q/12	2Q/12	3Q/12
Unplanned scrams	1.0	0	0	0	0	0	0	0
Critical hours	1568.7	2159.0	2184.0	2208.0	2209.0	2183.0	2184.0	2208.0
Indicator value	0.9	0.9	0.9	0.9	0	0	0	0

Licensee Comments: none

Unplanned Power Changes per 7000 Critical Hrs



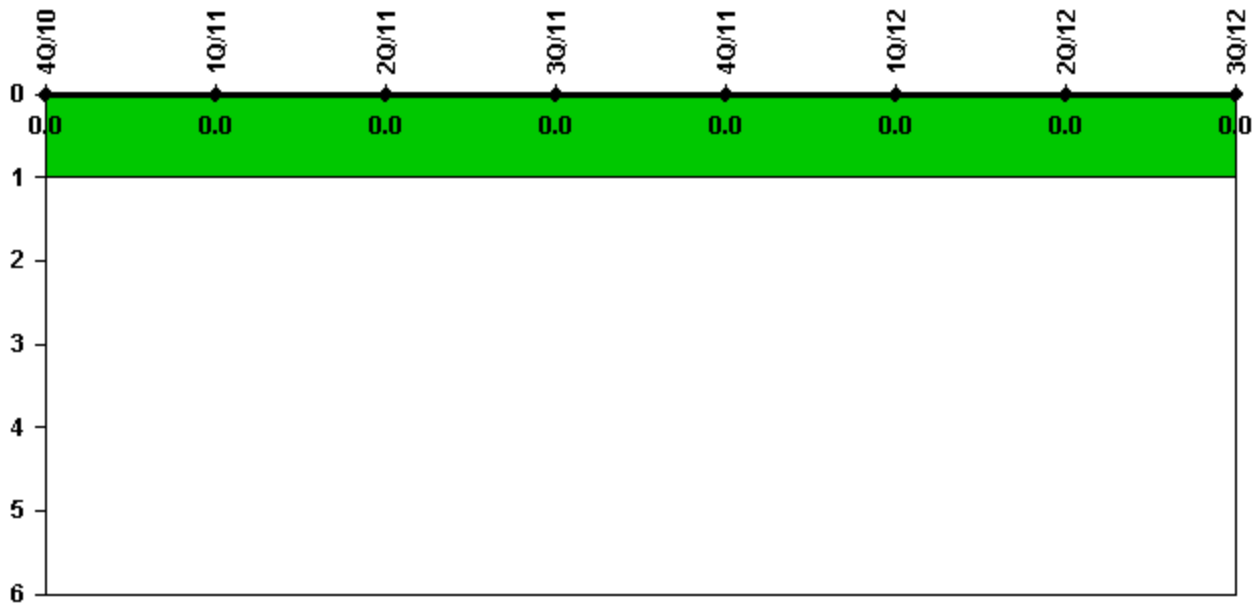
Thresholds: White > 6.0

Notes

Unplanned Power Changes per 7000 Critical Hrs	4Q/10	1Q/11	2Q/11	3Q/11	4Q/11	1Q/12	2Q/12	3Q/12
Unplanned power changes	1.0	0	0	0	0	0	0	0
Critical hours	1568.7	2159.0	2184.0	2208.0	2209.0	2183.0	2184.0	2208.0
Indicator value	1.7	0.9	0.9	0.9	0	0	0	0

Licensee Comments: none

Unplanned Scrams with Complications



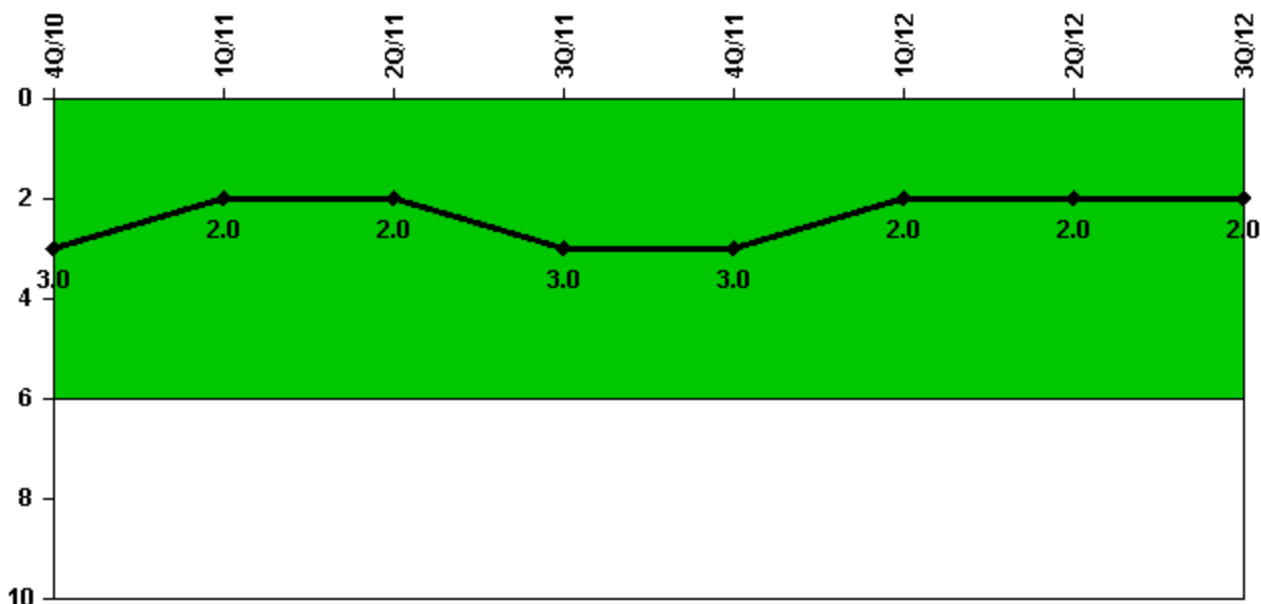
Thresholds: White > 1.0

Notes

Unplanned Scrams with Complications	4Q/10	1Q/11	2Q/11	3Q/11	4Q/11	1Q/12	2Q/12	3Q/12
Scrams with complications	0	0	0	0	0	0	0	0
Indicator value	0.0	0.0	0.0	0.0	0.0	0.0	0.0	0.0

Licensee Comments: none

Safety System Functional Failures (BWR)



Thresholds: White > 6.0

Notes

Safety System Functional Failures (BWR)	4Q/10	1Q/11	2Q/11	3Q/11	4Q/11	1Q/12	2Q/12	3Q/12
Safety System Functional Failures	1	1	0	1	1	0	0	1
Indicator value	3	2	2	3	3	2	2	2

Licensee Comments:

3Q/12: LER 249/2012-001-00, Unexpected Isolation of the Isolation Condenser Due to Test Switch Failure, dated 9/10/2012

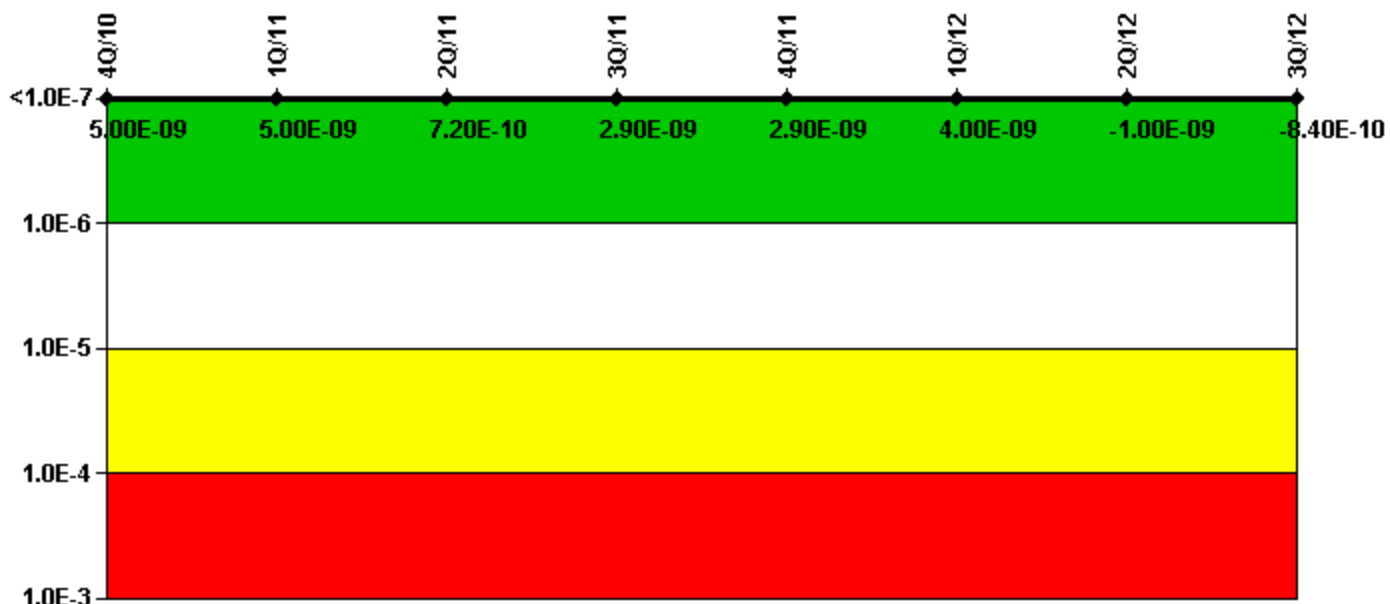
4Q/11: LER 237-2011-004-00, Personnel Error Results in Control Room Emergency Ventilation Air Conditioning System Inoperability, dated 12/16/2011

3Q/11: LER 237/2011-001-00, Loss of CCSW System due to Stop Log Installation, dated 7/18/2011

1Q/11: Licensee Event Report 249/2010-003-00, "Steam Leak Results in HPCI Inoperability," submitted on 1/25/2011

4Q/10: Licensee Event Report 249/2010-002-00, "MSIV Leakage Exceeds Technical Specifications Allowable Limits," submitted on 12/29/2010

Mitigating Systems Performance Index, Emergency AC Power System



Thresholds: White > 1.00E-6 Yellow > 1.00E-5 Red > 1.00E-4

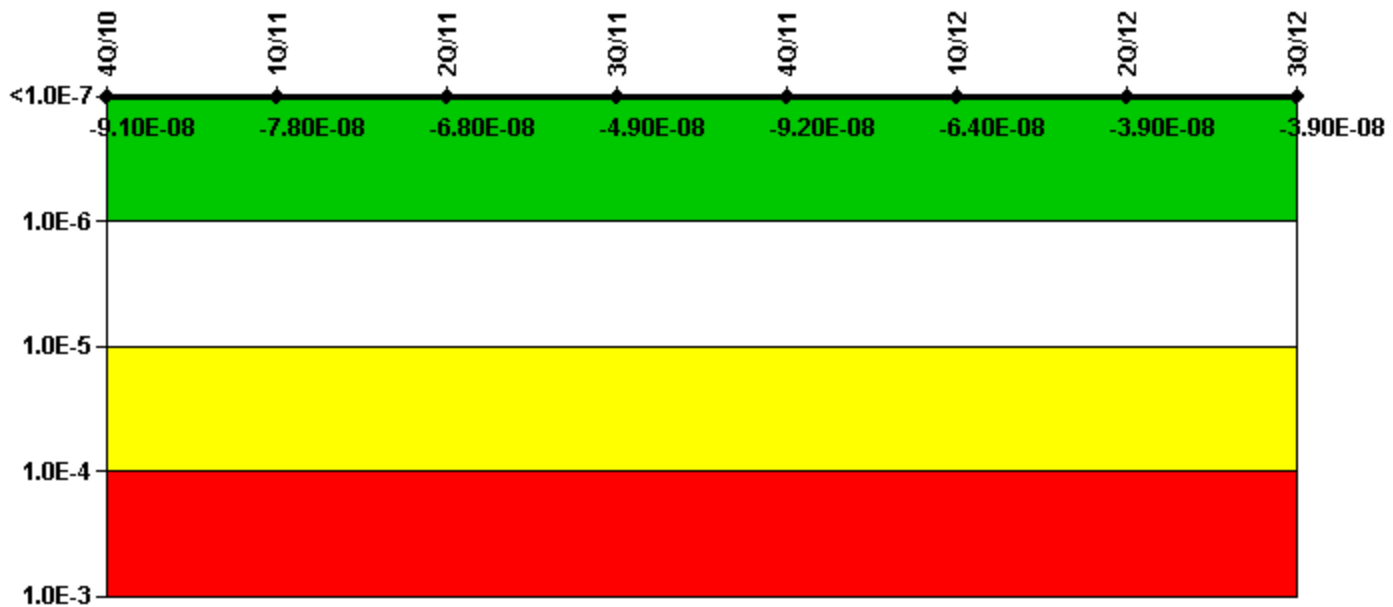
Notes

Mitigating Systems Performance Index, Emergency AC Power System	4Q/10	1Q/11	2Q/11	3Q/11	4Q/11	1Q/12	2Q/12	3Q/12
UAI (Δ CDF)	-3.24E-11	-3.59E-11	-9.16E-11	3.75E-10	5.54E-10	1.54E-09	6.07E-10	7.14E-10
URI (Δ CDF)	5.08E-09	5.07E-09	8.08E-10	2.54E-09	2.37E-09	2.44E-09	-1.60E-09	-1.55E-09
PLE	NO	NO	NO	NO	NO	NO	NO	NO
Indicator value	5.00E-09	5.00E-09	7.20E-10	2.90E-09	2.90E-09	4.00E-09	-1.00E-09	-8.40E-10

Licensee Comments:

4Q/11: The MSPI basis document was revised in late November 2011. The revision (Revision 9) added the Diesel Oil Fuel Transfer Pump to the EDG super component boundary and designated the pump train as a monitored component in accordance with the resolution to FAQ 484. The FAQ resolution has an effective date of 1/1/2012. Therefore, there was no effect on the EDG MSPI data during November or December 2011.

Mitigating Systems Performance Index, High Pressure Injection System



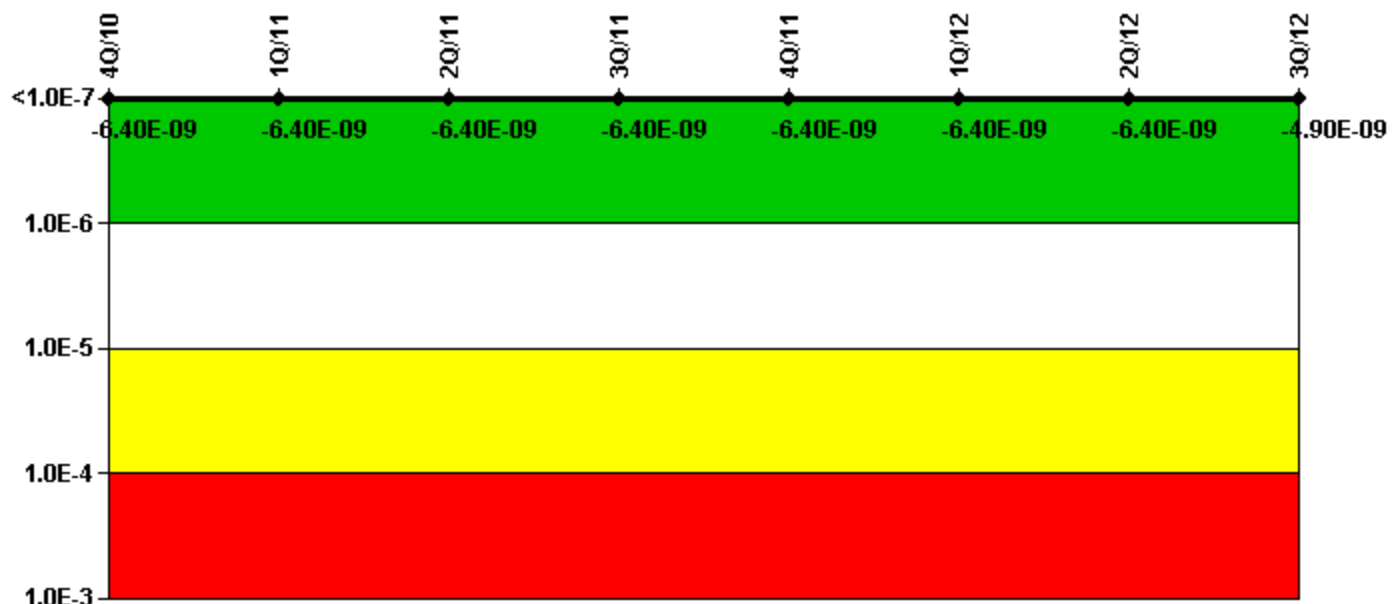
Thresholds: White > 1.00E-6 Yellow > 1.00E-5 Red > 1.00E-4

Notes

Mitigating Systems Performance Index, High Pressure Injection System	4Q/10	1Q/11	2Q/11	3Q/11	4Q/11	1Q/12	2Q/12	3Q/12
UAI (Δ CDF)	-2.55E-08	-1.24E-08	-1.92E-09	1.66E-08	-2.60E-08	1.31E-09	2.62E-08	2.62E-08
URI (Δ CDF)	-6.57E-08	-6.57E-08	-6.57E-08	-6.57E-08	-6.57E-08	-6.56E-08	-6.56E-08	-6.56E-08
PLE	NO	NO	NO	NO	NO	NO	NO	NO
Indicator value	-9.10E-08	-7.80E-08	-6.80E-08	-4.90E-08	-9.20E-08	-6.40E-08	-3.90E-08	-3.90E-08

Licensee Comments: none

Mitigating Systems Performance Index, Heat Removal System




Thresholds: White > 1.00E-6 Yellow > 1.00E-5 Red > 1.00E-4

Notes

Mitigating Systems Performance Index, Heat Removal System	4Q/10	1Q/11	2Q/11	3Q/11	4Q/11	1Q/12	2Q/12	3Q/12
UAI (Δ CDF)	-6.25E-09	-6.25E-09	-6.25E-09	-6.25E-09	-6.25E-09	-6.25E-09	-6.25E-09	-4.80E-09
URI (Δ CDF)	-1.13E-10	-1.13E-10	-1.13E-10	-1.13E-10	-1.13E-10	-1.13E-10	-1.13E-10	-1.13E-10
PLE	NO	NO	NO	NO	NO	NO	NO	NO
Indicator value	-6.40E-09	-6.40E-09	-6.40E-09	-6.40E-09	-6.40E-09	-6.40E-09	-6.40E-09	-4.90E-09

Licensee Comments: none

Mitigating Systems Performance Index, Residual Heat Removal System




Thresholds: White > 1.00E-6 Yellow > 1.00E-5 Red > 1.00E-4

Notes

Mitigating Systems Performance Index, Residual Heat Removal System	4Q/10	1Q/11	2Q/11	3Q/11	4Q/11	1Q/12	2Q/12	3Q/12
UAI (Δ CDF)	3.47E-10	3.56E-10	-1.23E-10	-1.23E-10	-1.47E-10	-2.21E-10	-3.25E-10	-3.25E-10
URI (Δ CDF)	-5.66E-10	-5.62E-10	-5.49E-10	-5.51E-10	-5.16E-10	-4.80E-10	-4.80E-10	-5.06E-10
PLE	NO	NO	NO	NO	NO	NO	NO	NO
Indicator value	-2.20E-10	-2.10E-10	-6.70E-10	-6.70E-10	-6.60E-10	-7.00E-10	-8.00E-10	-8.30E-10

Licensee Comments: none

Mitigating Systems Performance Index, Cooling Water Systems



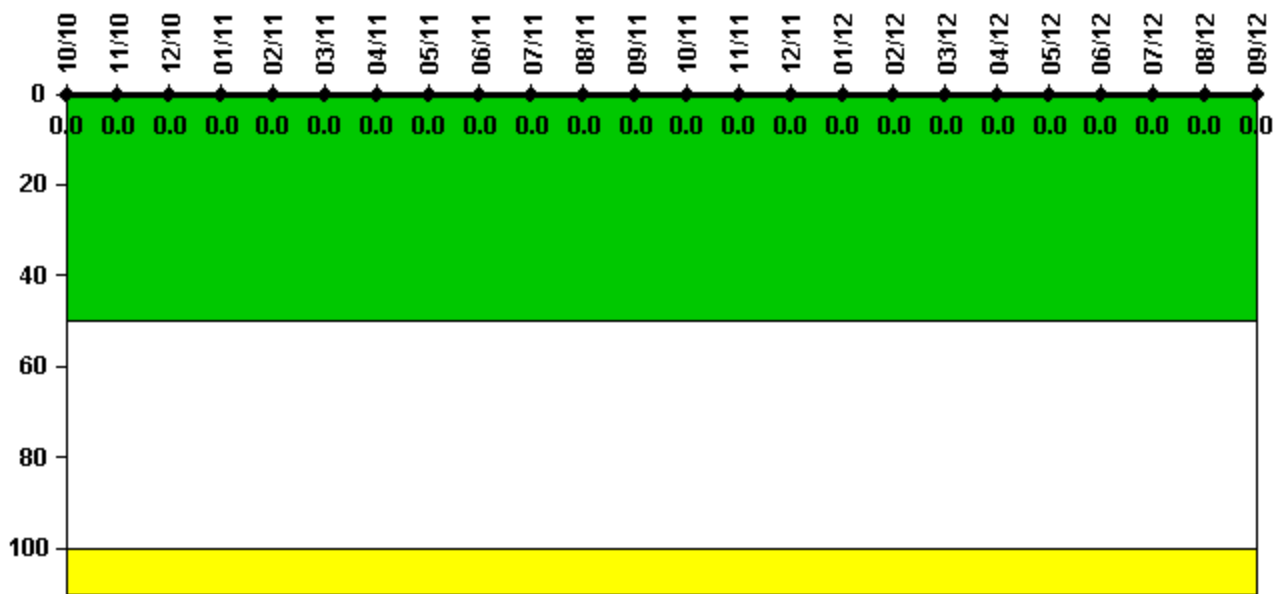
Thresholds: White > 1.00E-6 Yellow > 1.00E-5 Red > 1.00E-4

Notes

Mitigating Systems Performance Index, Cooling Water Systems	4Q/10	1Q/11	2Q/11	3Q/11	4Q/11	1Q/12	2Q/12	3Q/12
UAI (Δ CDF)	1.45E-10	1.44E-10	2.02E-10	2.02E-10	1.99E-10	1.98E-10	1.98E-10	1.90E-10
URI (Δ CDF)	-1.16E-11	-1.15E-11	-1.10E-11	-1.10E-11	-1.02E-11	-9.02E-12	-9.09E-12	-9.46E-12
PLE	NO	NO	NO	NO	NO	NO	NO	NO
Indicator value	1.30E-10	1.30E-10	1.90E-10	1.90E-10	1.90E-10	1.90E-10	1.90E-10	1.80E-10

Licensee Comments: none

Reactor Coolant System Activity



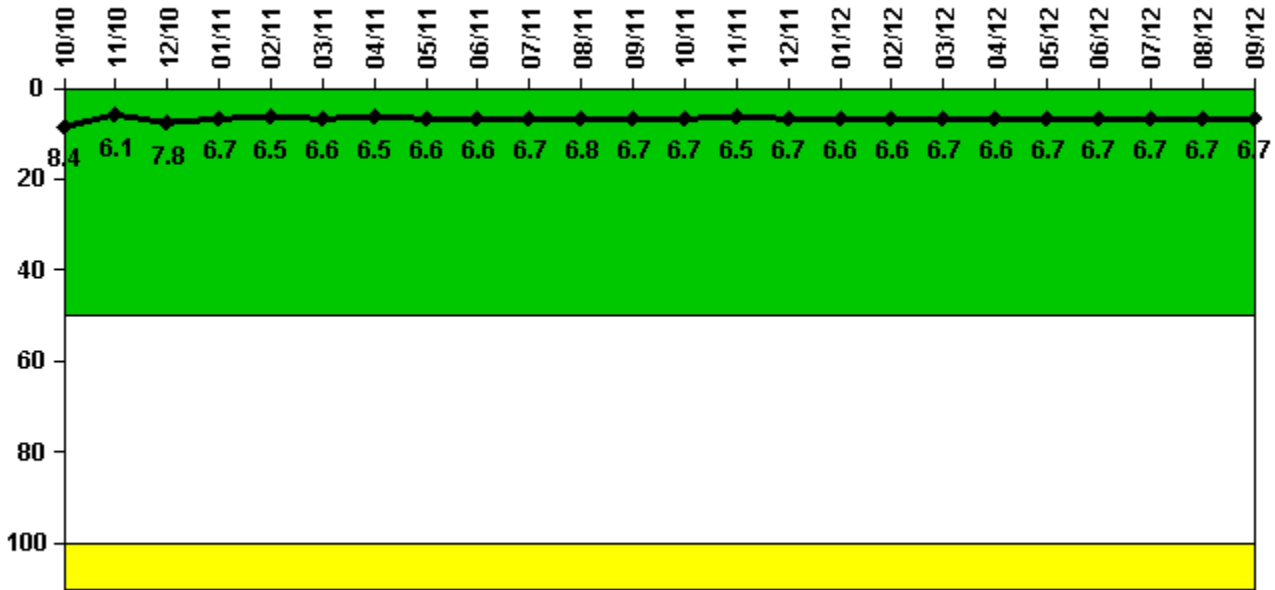
Thresholds: White > 50.0 Yellow > 100.0

Notes

Reactor Coolant System Activity	10/10	11/10	12/10	1/11	2/11	3/11	4/11	5/11	6/11	7/11	8/11	9/11
Maximum activity	0.000008	0.000004	0.000013	0.000007	0.000007	0.000005	0.000005	0.000007	0.000008	0.000005	0.000011	0.000011
Technical specification limit	0.2	0.2	0.2	0.2	0.2	0.2	0.2	0.2	0.2	0.2	0.2	0.2
Indicator value	0	0	0	0	0	0	0	0	0	0	0	0
Reactor Coolant System Activity	10/11	11/11	12/11	1/12	2/12	3/12	4/12	5/12	6/12	7/12	8/12	9/12
Maximum activity	0.000012	0.000012	0.000014	0.000013	0.000013	0.000017	0.000015	0.000015	0.000015	0.000016	0.000019	0.000017
Technical specification limit	0.2	0.2	0.2	0.2	0.2	0.2	0.2	0.2	0.2	0.2	0.2	0.2
Indicator value	0	0	0	0	0	0	0	0	0	0	0	0

Licensee Comments: none

Reactor Coolant System Leakage



Thresholds: White > 50.0 Yellow > 100.0

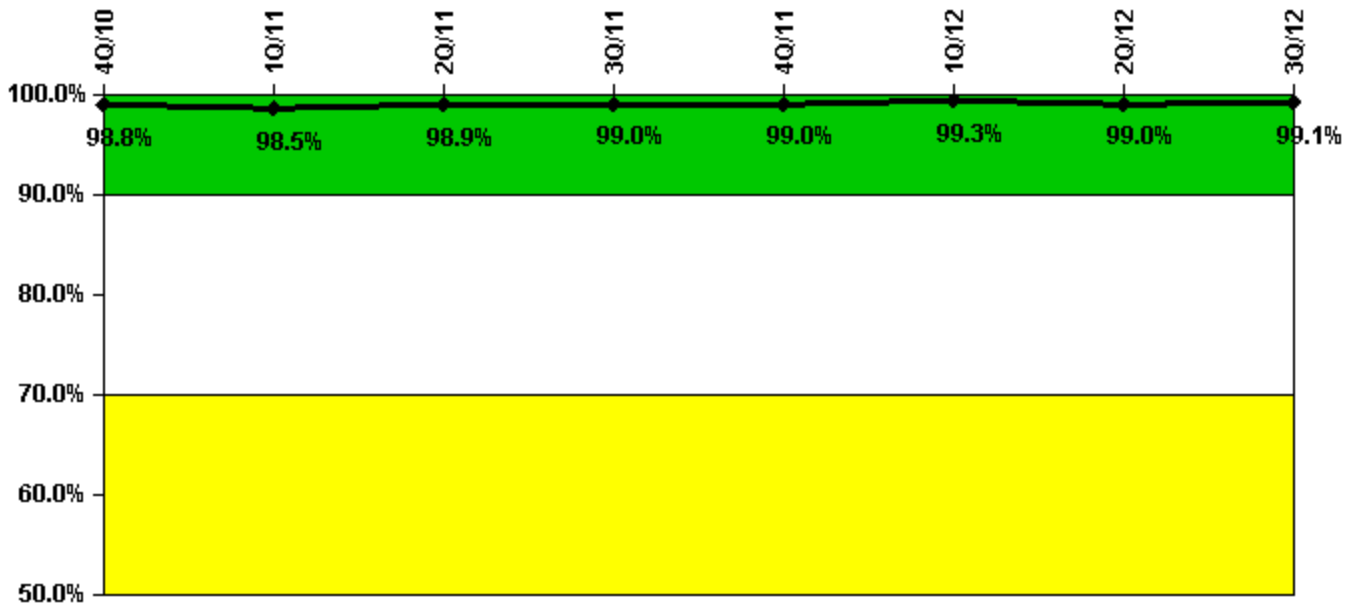
Notes

Reactor Coolant System Leakage	10/10	11/10	12/10	1/11	2/11	3/11	4/11	5/11	6/11	7/11	8/11	9/11
Maximum leakage	2.103	1.535	1.938	1.668	1.635	1.648	1.633	1.647	1.657	1.670	1.690	1.675
Technical specification limit	25.0	25.0	25.0	25.0	25.0	25.0	25.0	25.0	25.0	25.0	25.0	25.0
Indicator value	8.4	6.1	7.8	6.7	6.5	6.6	6.5	6.6	6.6	6.7	6.8	6.7

Reactor Coolant System Leakage	10/11	11/11	12/11	1/12	2/12	3/12	4/12	5/12	6/12	7/12	8/12	9/12
Maximum leakage	1.672	1.637	1.675	1.657	1.648	1.663	1.658	1.677	1.683	1.675	1.668	1.667
Technical specification limit	25.0	25.0	25.0	25.0	25.0	25.0	25.0	25.0	25.0	25.0	25.0	25.0
Indicator value	6.7	6.5	6.7	6.6	6.6	6.7	6.6	6.7	6.7	6.7	6.7	6.7

Licensee Comments: none

Drill/Exercise Performance



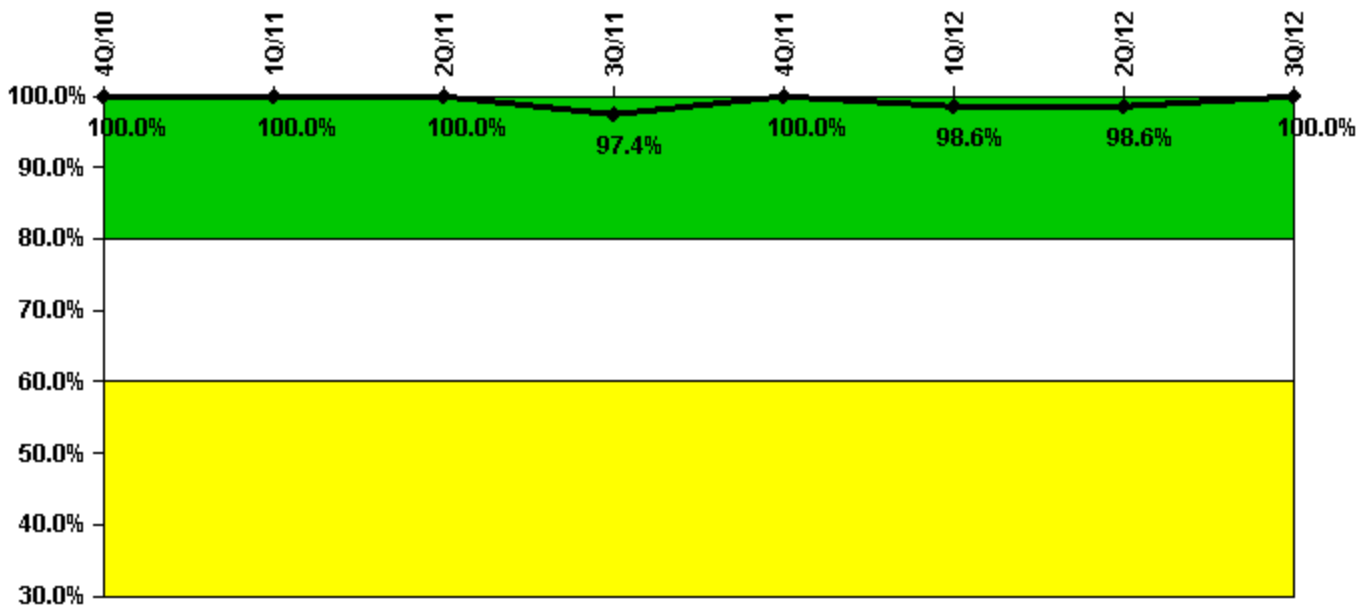
Thresholds: White < 90.0% Yellow < 70.0%

Notes

Drill/Exercise Performance	4Q/10	1Q/11	2Q/11	3Q/11	4Q/11	1Q/12	2Q/12	3Q/12
Successful opportunities	8.0	63.0	46.0	62.0	24.0	48.0	49.0	20.0
Total opportunities	8.0	64.0	46.0	62.0	24.0	48.0	51.0	20.0
Indicator value	98.8%	98.5%	98.9%	99.0%	99.0%	99.3%	99.0%	99.1%

Licensee Comments: none

ERO Drill Participation



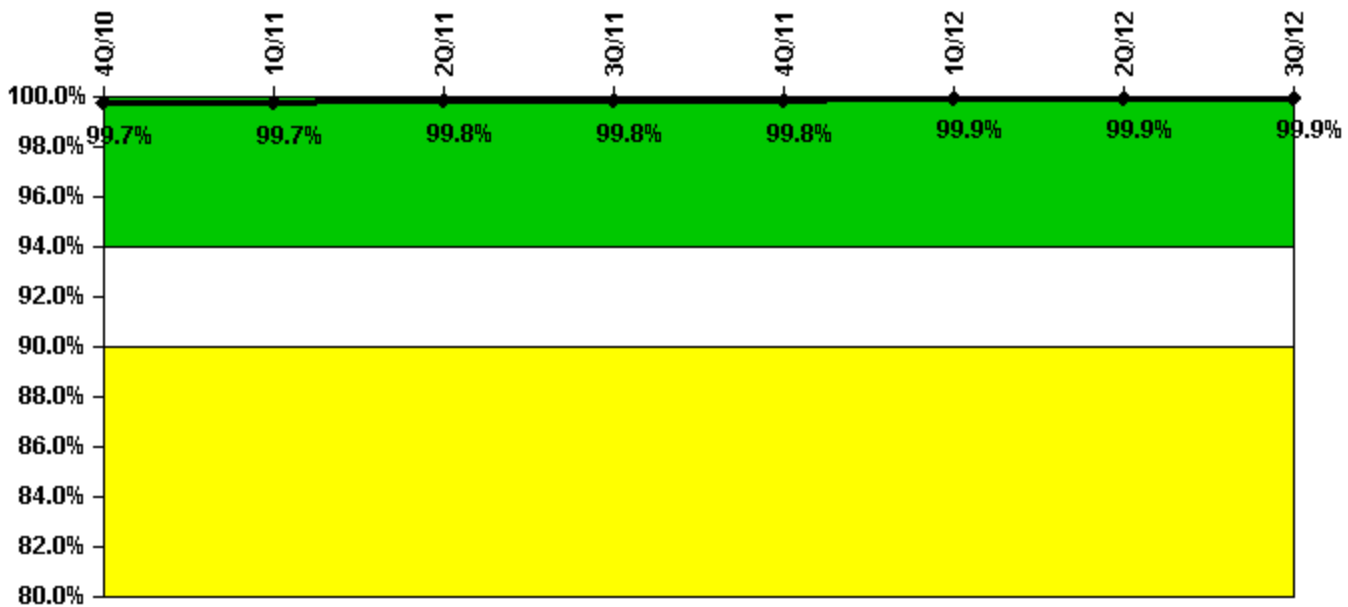
Thresholds: White < 80.0% Yellow < 60.0%

Notes

ERO Drill Participation	4Q/10	1Q/11	2Q/11	3Q/11	4Q/11	1Q/12	2Q/12	3Q/12
Participating Key personnel	68.0	70.0	71.0	74.0	74.0	72.0	70.0	71.0
Total Key personnel	68.0	70.0	71.0	76.0	74.0	73.0	71.0	71.0
Indicator value	100.0%	100.0%	100.0%	97.4%	100.0%	98.6%	98.6%	100.0%

Licensee Comments: none

Alert & Notification System



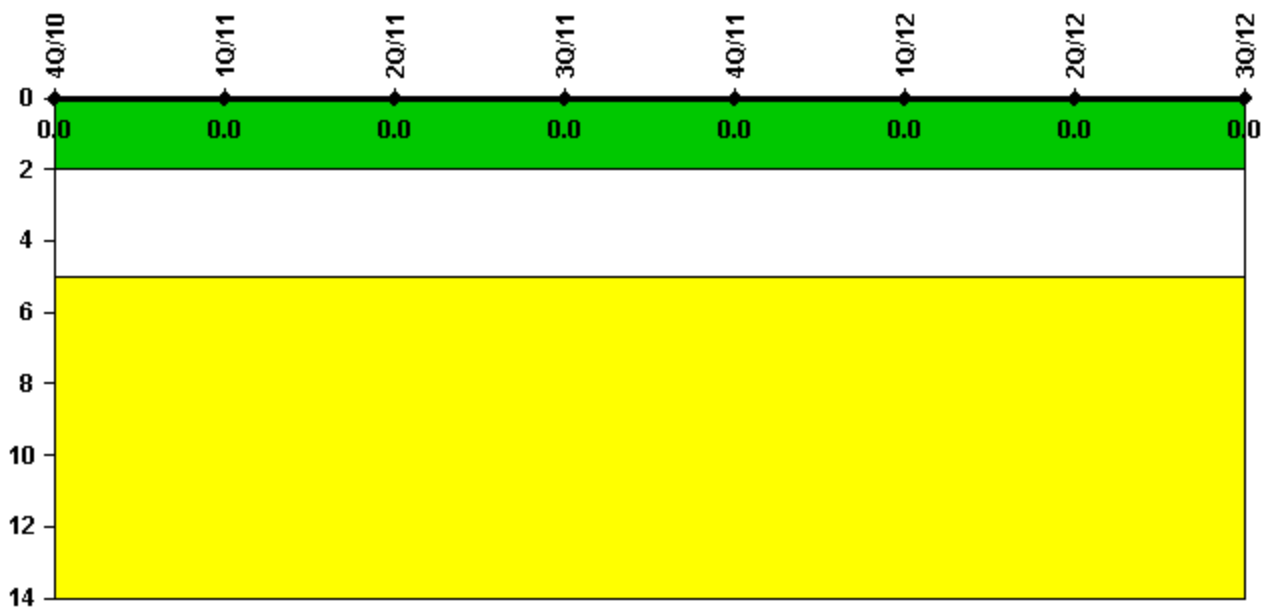
Thresholds: White < 94.0% Yellow < 90.0%

Notes

Alert & Notification System	4Q/10	1Q/11	2Q/11	3Q/11	4Q/11	1Q/12	2Q/12	3Q/12
Successful siren-tests	2988	2940	2936	2940	2940	2989	2940	2893
Total sirens-tests	2990	2944	2944	2944	2944	2990	2944	2898
Indicator value	99.7%	99.7%	99.8%	99.8%	99.8%	99.9%	99.9%	99.9%

Licensee Comments: none

Occupational Exposure Control Effectiveness



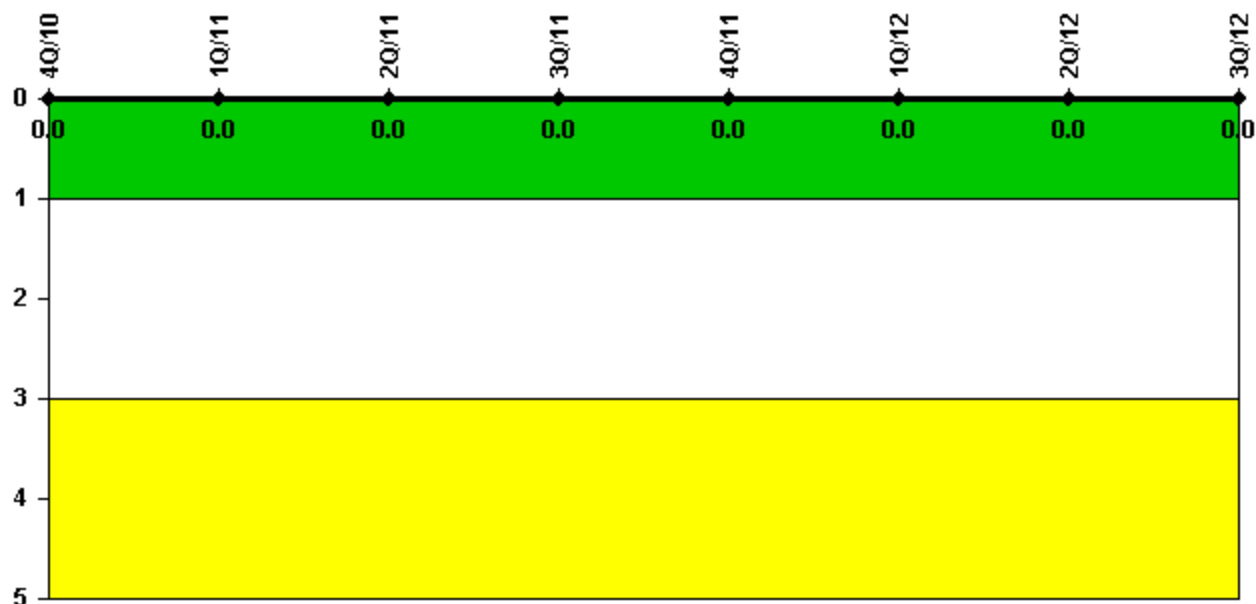
Thresholds: White > 2.0 Yellow > 5.0

Notes

Occupational Exposure Control Effectiveness	4Q/10	1Q/11	2Q/11	3Q/11	4Q/11	1Q/12	2Q/12	3Q/12
High radiation area occurrences	0	0	0	0	0	0	0	0
Very high radiation area occurrences	0	0	0	0	0	0	0	0
Unintended exposure occurrences	0	0	0	0	0	0	0	0
Indicator value	0	0	0	0	0	0	0	0

Licensee Comments: none

RETS/ODCM Radiological Effluent



Thresholds: White > 1.0 Yellow > 3.0

Notes

RETS/ODCM Radiological Effluent	4Q/10	1Q/11	2Q/11	3Q/11	4Q/11	1Q/12	2Q/12	3Q/12
RETS/ODCM occurrences	0	0	0	0	0	0	0	0
Indicator value	0	0	0	0	0	0	0	0

Licensee Comments: none

Although the Security Cornerstone is included in the Reactor Oversight Process assessment program, the Commission has decided that specific information related to findings and performance indicators pertaining to the Security Cornerstone will not be publicly available to ensure that security information is not provided to a possible adversary. Other than the fact that a finding or performance indicator is Green or Greater-Than-Green, security related information will not be displayed on the public web page.

 [Action Matrix Summary](#) | [Inspection Findings Summary](#) | [PI Summary](#) | [Reactor Oversight Process](#)

Last Modified: October 24, 2012