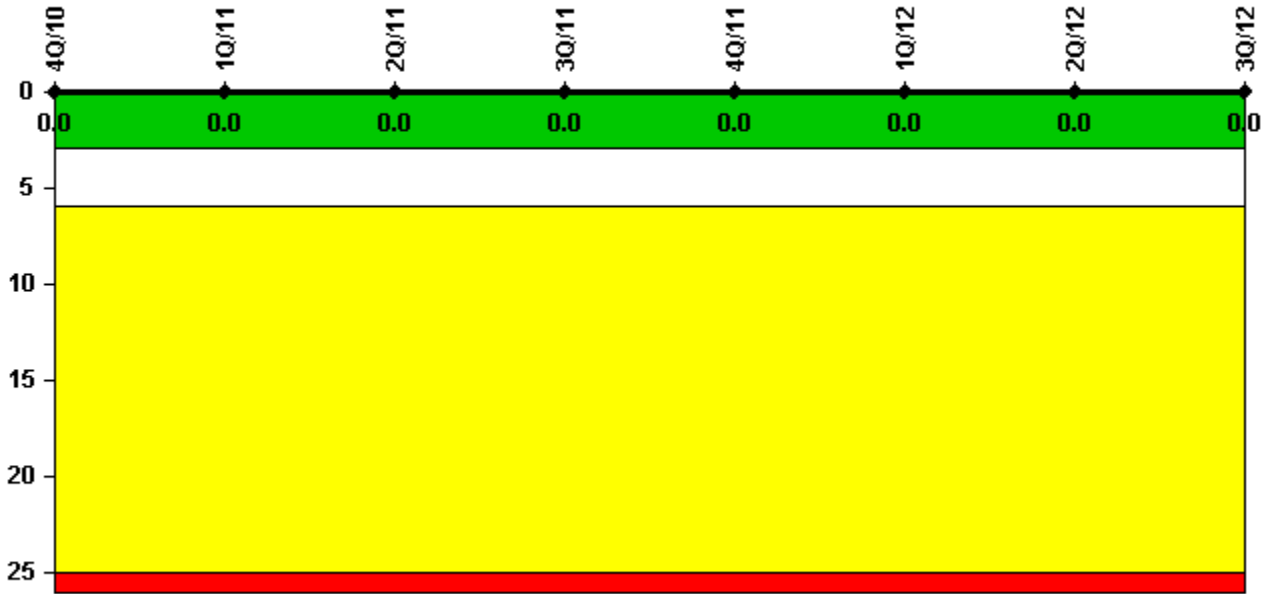


Diablo Canyon 1

3Q/2012 Performance Indicators

Licensee's General Comments: none

Unplanned Scrams per 7000 Critical Hrs



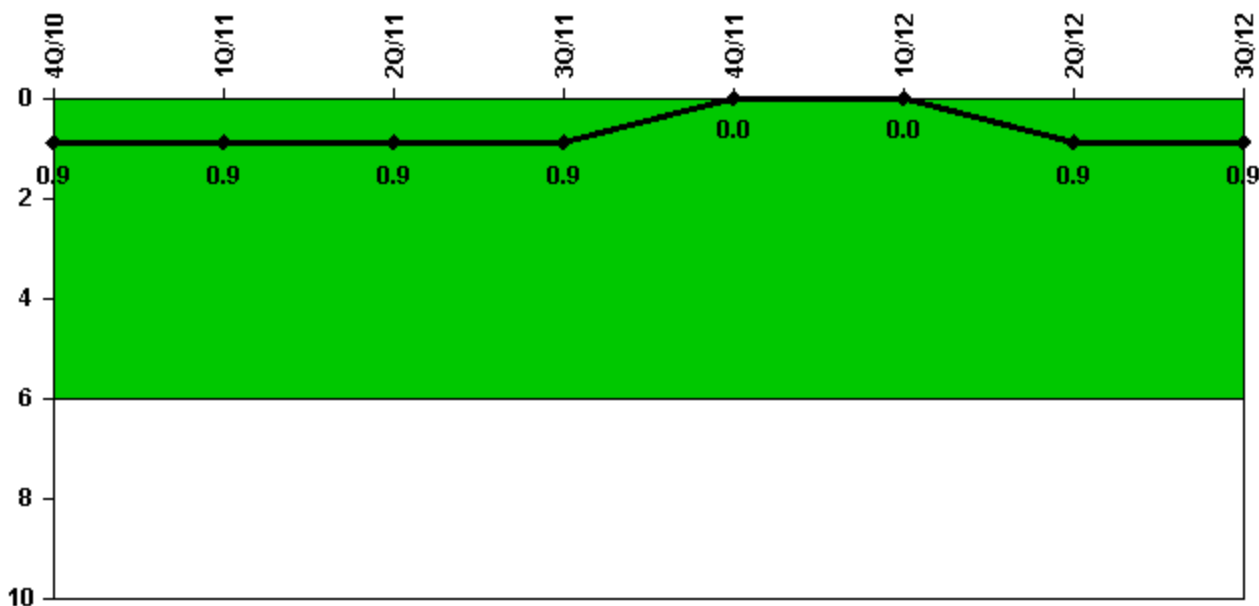
Thresholds: White > 3.0 Yellow > 6.0 Red > 25.0

Notes

Unplanned Scrams per 7000 Critical Hrs	4Q/10	1Q/11	2Q/11	3Q/11	4Q/11	1Q/12	2Q/12	3Q/12
Unplanned scrams	0	0	0	0	0	0	0	0
Critical hours	1282.4	2159.0	2184.0	2208.0	2209.0	2183.0	893.4	2208.0
Indicator value	0	0	0	0	0	0	0	0

Licensee Comments: none

Unplanned Power Changes per 7000 Critical Hrs



Thresholds: White > 6.0

Notes

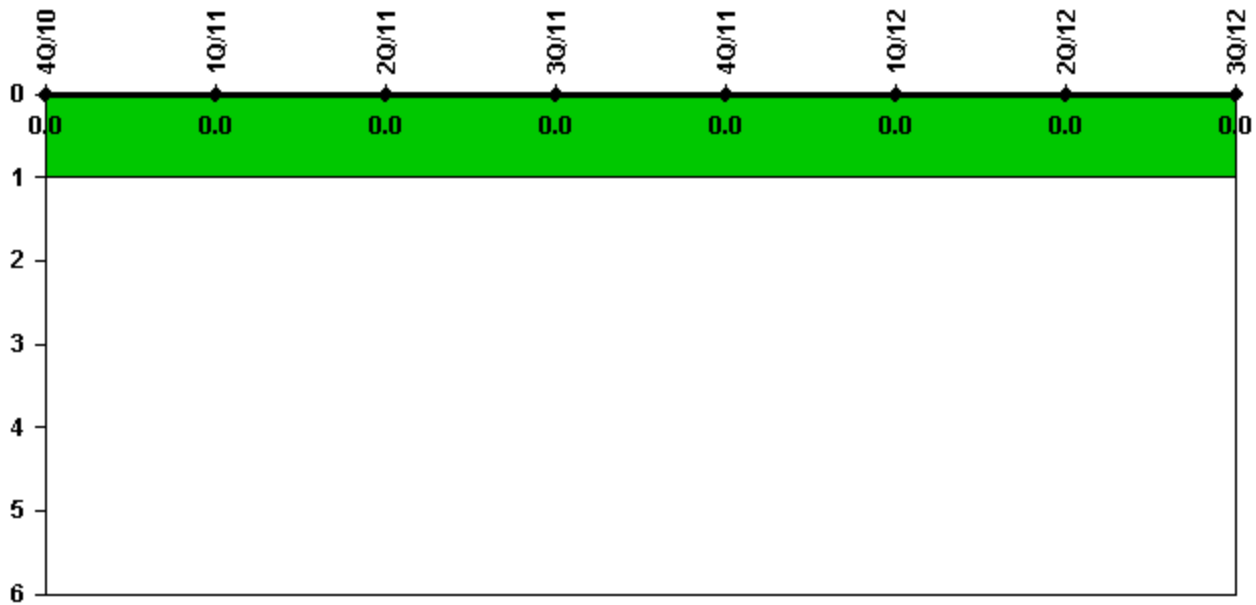
Unplanned Power Changes per 7000 Critical Hrs	4Q/10	1Q/11	2Q/11	3Q/11	4Q/11	1Q/12	2Q/12	3Q/12
Unplanned power changes	1.0	0	0	0	0	0	1.0	0
Critical hours	1282.4	2159.0	2184.0	2208.0	2209.0	2183.0	893.4	2208.0
Indicator value	0.9	0.9	0.9	0.9	0	0	0.9	0.9

Licensee Comments:

2Q/12: On June 19, 2012, during power ascension following refueling outage 17, operators noted high vibration in a main feedwater pump, and reduced power to facilitate corrective maintenance (unplanned power change). Reference SAPN 50492737.

4Q/10: Diablo Canyon Unit 1 had an emergent steam leak just prior to a scheduled refueling outage. The unit began a ramp from approximately 100% at 12:36 on 10/2/10 and disconnected from the grid at 17:56 PDT.

Unplanned Scrams with Complications



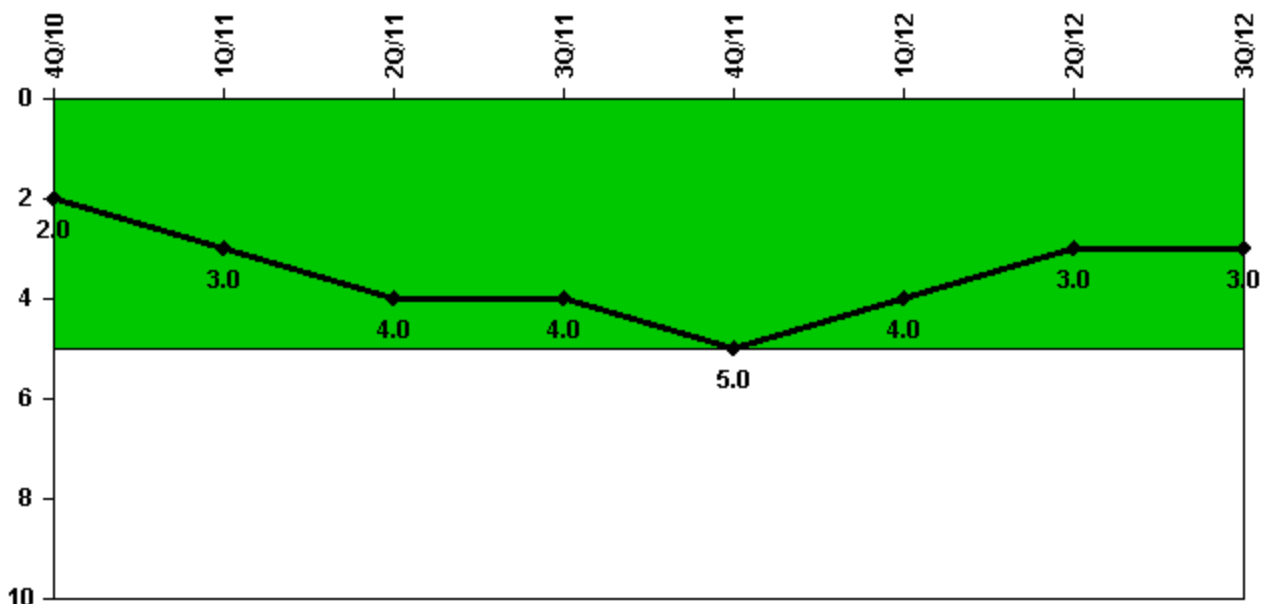
Thresholds: White > 1.0

Notes

Unplanned Scrams with Complications	4Q/10	1Q/11	2Q/11	3Q/11	4Q/11	1Q/12	2Q/12	3Q/12
Scrams with complications	0	0	0	0	0	0	0	0
Indicator value	0.0	0.0	0.0	0.0	0.0	0.0	0.0	0.0

Licensee Comments: none

Safety System Functional Failures (PWR)



Thresholds: White > 5.0

Notes

Safety System Functional Failures (PWR)	4Q/10	1Q/11	2Q/11	3Q/11	4Q/11	1Q/12	2Q/12	3Q/12
Safety System Functional Failures	0	1	1	2	1	0	0	2
Indicator value	2	3	4	4	5	4	3	3

Licensee Comments:

4Q/11: DCPD had a SSFF reported in LER 2011-006-0 (DCL-11-113) that reported a loss of control room envelope.


3Q/11: Unit 1 LER 1-2011-005-00, "Emergency Diesel Generator Actuations Upon Loss of 230 kV Startup Due to Electrical Maintenance Testing Activities," was sent on July 22, 2011. These two events represent 2 SSFFs.

2Q/11: LER 1-2011-004-00, "Emergency Diesel Generators Actuated Upon 230 kV Isolation Due to Maintenance Activities on Relay Panel" was sent on June 30, 2011.

1Q/11: LER 1-2011-002 was submitted on March 11, 2011 for a single failure design vulnerability in the ABVS that could have prevented fulfillment of the safety function in DCPD Unit 1, but this was clarified as a SSFF for U2 only per PG&E letter DCL-11-134 on December 16, 2011. LER 1-2011-0001-00 was submitted January 5, 2011 for Unit 1 TD AFW PP 1-1 inoperable during Mode 4 to Mode 3 transition. Ref: PG&E Letter DCL-11-004.

1Q/11: LER 1-2011-002 was submitted on March 11, 2011 for a single failure design vulnerability in the ABVS that could have prevented fulfillment of the safety function in DCPD Unit 1. LER 1-2011-0001-00 was submitted January 5, 2011 for Unit 1 TD AFW PP 1-1 inoperable during Mode 4 to Mode 3 transition. Ref: PG&E Letter DCL-11-004.

Mitigating Systems Performance Index, Emergency AC Power System



Thresholds: White > 1.00E-6 Yellow > 1.00E-5 Red > 1.00E-4

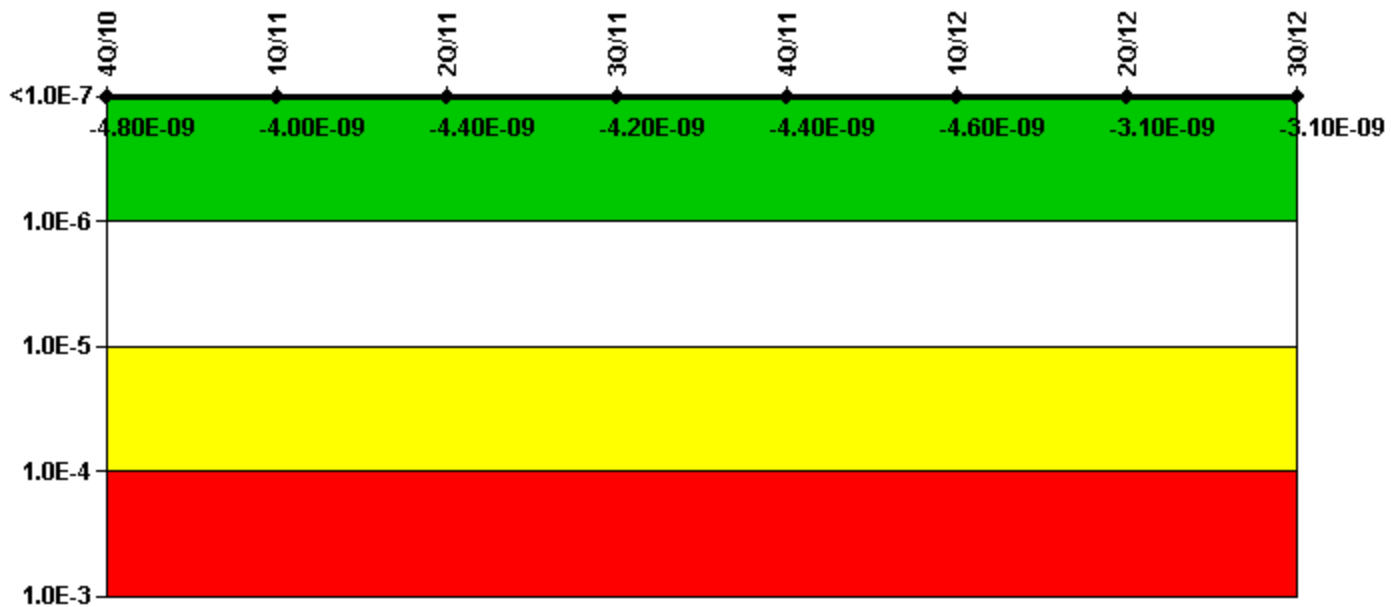
Notes

Mitigating Systems Performance Index, Emergency AC Power System	4Q/10	1Q/11	2Q/11	3Q/11	4Q/11	1Q/12	2Q/12	3Q/12
UAI (Δ CDF)	-5.01E-09	-5.00E-09	-5.00E-09	-2.02E-09	-7.77E-09	-1.01E-09	3.71E-09	5.26E-09
URI (Δ CDF)	-4.20E-07	-4.20E-07	-4.23E-07	-4.23E-07	-4.23E-07	-4.20E-07	-4.16E-07	-4.12E-07
PLE	NO	NO	NO	NO	NO	NO	NO	NO
Indicator value	-4.30E-07	-4.30E-07	-4.30E-07	-4.30E-07	-4.30E-07	-4.20E-07	-4.10E-07	-4.10E-07

Licensee Comments:

2Q/11: After a conversation with an MSPI working group member it was decided that DCPD needed to report the Unit 1 Emergency Diesel starts during 2R16 as MSPI actual ESF actuations. Reported 7/25/11

Mitigating Systems Performance Index, High Pressure Injection System



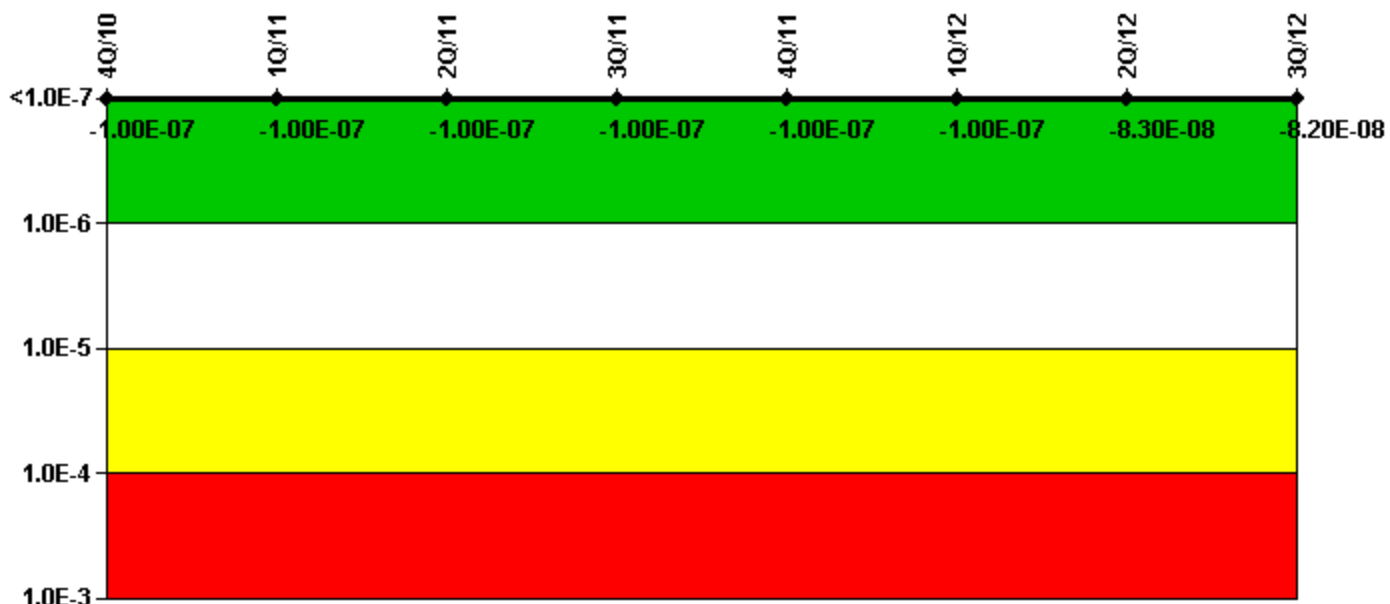
Thresholds: White > 1.00E-6 Yellow > 1.00E-5 Red > 1.00E-4

Notes

Mitigating Systems Performance Index, High Pressure Injection System	4Q/10	1Q/11	2Q/11	3Q/11	4Q/11	1Q/12	2Q/12	3Q/12
UAI (Δ CDF)	-3.36E-09	-2.62E-09	-2.94E-09	-2.75E-09	-2.98E-09	-3.21E-09	-1.70E-09	-1.72E-09
URI (Δ CDF)	-1.43E-09	-1.42E-09	-1.41E-09	-1.40E-09	-1.40E-09	-1.39E-09	-1.39E-09	-1.39E-09
PLE	NO	NO	NO	NO	NO	NO	NO	NO
Indicator value	-4.80E-09	-4.00E-09	-4.40E-09	-4.20E-09	-4.40E-09	-4.60E-09	-3.10E-09	-3.10E-09

Licensee Comments: none

Mitigating Systems Performance Index, Heat Removal System



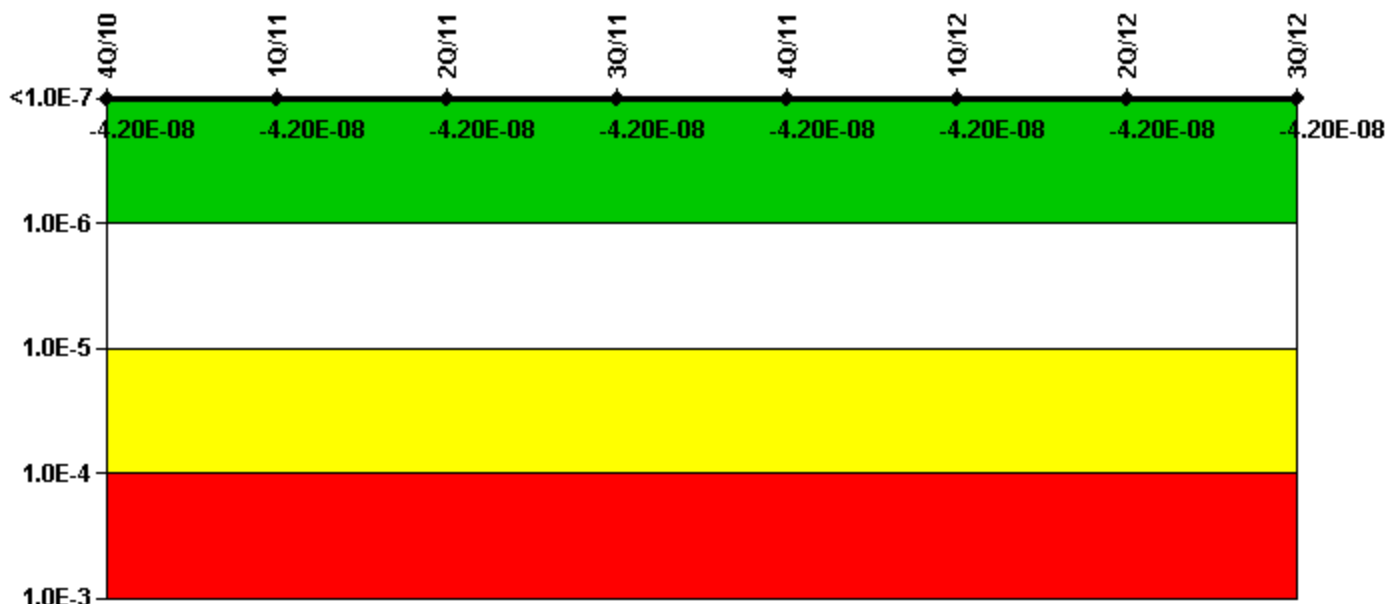
Thresholds: White > 1.00E-6 Yellow > 1.00E-5 Red > 1.00E-4

Notes

Mitigating Systems Performance Index, Heat Removal System	4Q/10	1Q/11	2Q/11	3Q/11	4Q/11	1Q/12	2Q/12	3Q/12
UAI (Δ CDF)	-1.70E-08	-1.70E-08	-1.70E-08	-1.70E-08	-1.70E-08	-1.92E-08	9.98E-10	2.13E-09
URI (Δ CDF)	-8.37E-08	-8.37E-08	-8.37E-08	-8.37E-08	-8.37E-08	-8.37E-08	-8.37E-08	-8.37E-08
PLE	NO	NO	NO	NO	NO	NO	NO	NO
Indicator value	-1.00E-07	-1.00E-07	-1.00E-07	-1.00E-07	-1.00E-07	-1.00E-07	-8.30E-08	-8.20E-08

Licensee Comments: none

Mitigating Systems Performance Index, Residual Heat Removal System



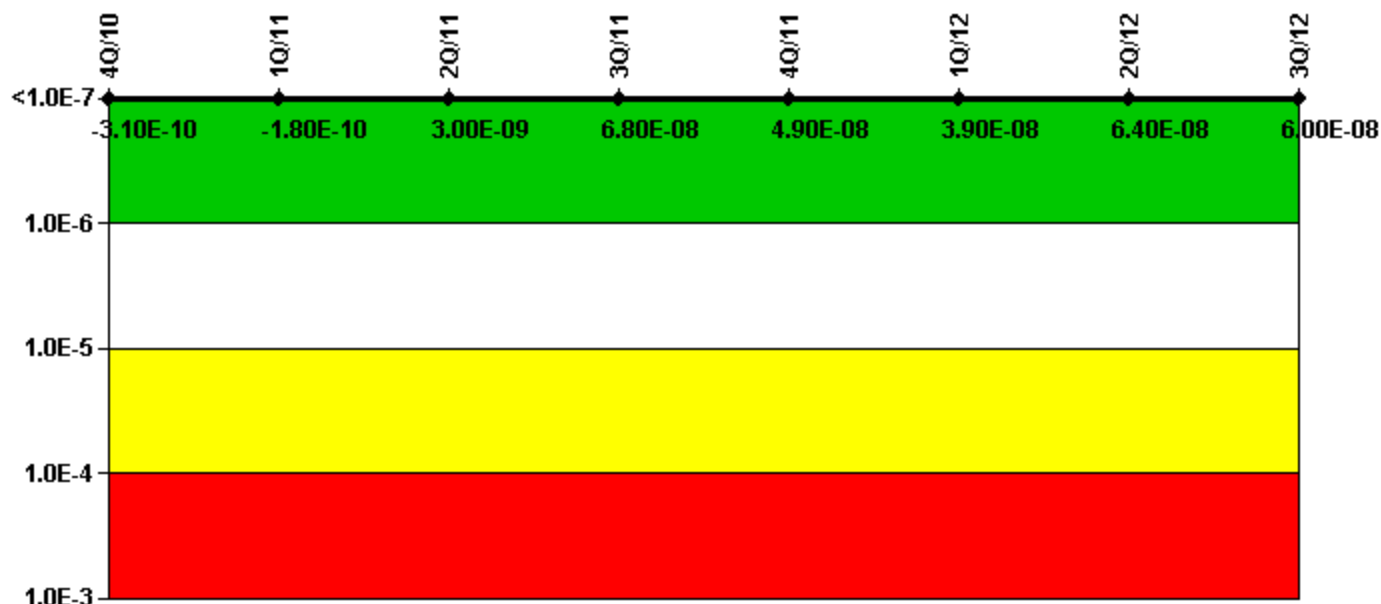
Thresholds: White > 1.00E-6 Yellow > 1.00E-5 Red > 1.00E-4

Notes

Mitigating Systems Performance Index, Residual Heat Removal System	4Q/10	1Q/11	2Q/11	3Q/11	4Q/11	1Q/12	2Q/12	3Q/12
UAI (Δ CDF)	-5.94E-09	-5.94E-09	-5.94E-09	-5.94E-09	-5.94E-09	-5.94E-09	-5.94E-09	-5.94E-09
URI (Δ CDF)	-3.64E-08	-3.64E-08	-3.64E-08	-3.64E-08	-3.64E-08	-3.64E-08	-3.64E-08	-3.64E-08
PLE	NO	NO	NO	NO	NO	NO	NO	NO
Indicator value	-4.20E-08	-4.20E-08	-4.20E-08	-4.20E-08	-4.20E-08	-4.20E-08	-4.20E-08	-4.20E-08

Licensee Comments: none

Mitigating Systems Performance Index, Cooling Water Systems



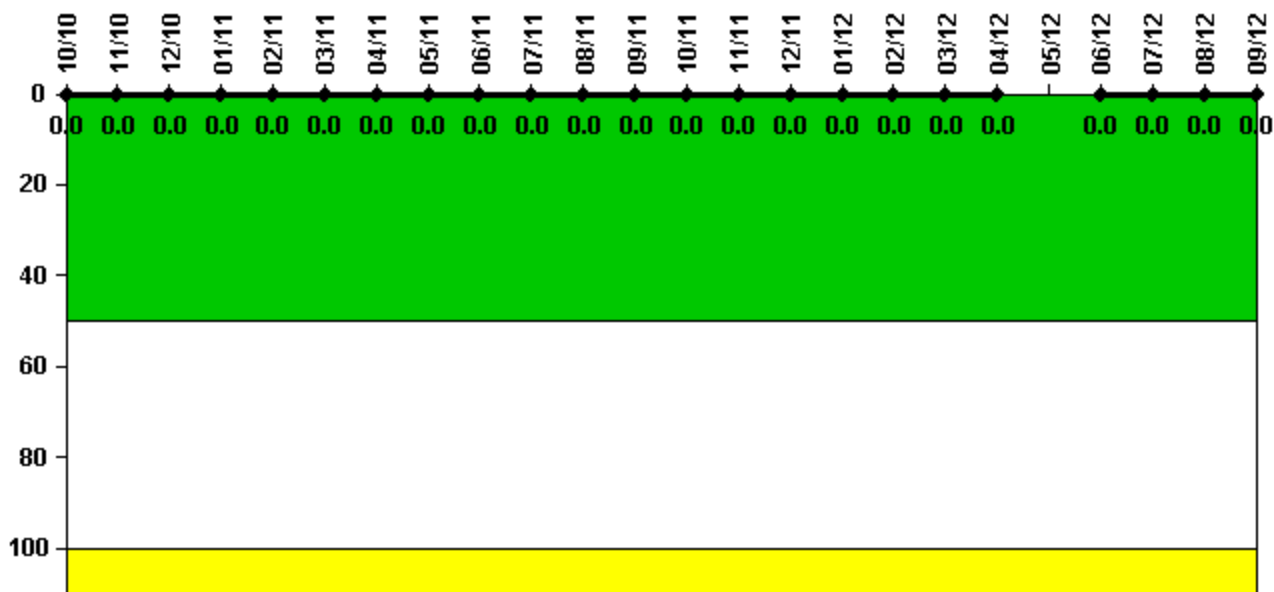
Thresholds: White > 1.00E-6 Yellow > 1.00E-5 Red > 1.00E-4

Notes

Mitigating Systems Performance Index, Cooling Water Systems	4Q/10	1Q/11	2Q/11	3Q/11	4Q/11	1Q/12	2Q/12	3Q/12
UAI (Δ CDF)	2.67E-08	2.68E-08	3.00E-08	9.48E-08	7.62E-08	6.65E-08	9.12E-08	8.73E-08
URI (Δ CDF)	-2.70E-08	-2.70E-08	-2.70E-08	-2.70E-08	-2.70E-08	-2.70E-08	-2.70E-08	-2.70E-08
PLE	NO	NO	NO	NO	NO	NO	NO	NO
Indicator value	-3.10E-10	-1.80E-10	3.00E-09	6.80E-08	4.90E-08	3.90E-08	6.40E-08	6.00E-08

Licensee Comments: none

Reactor Coolant System Activity



Thresholds: White > 50.0 Yellow > 100.0

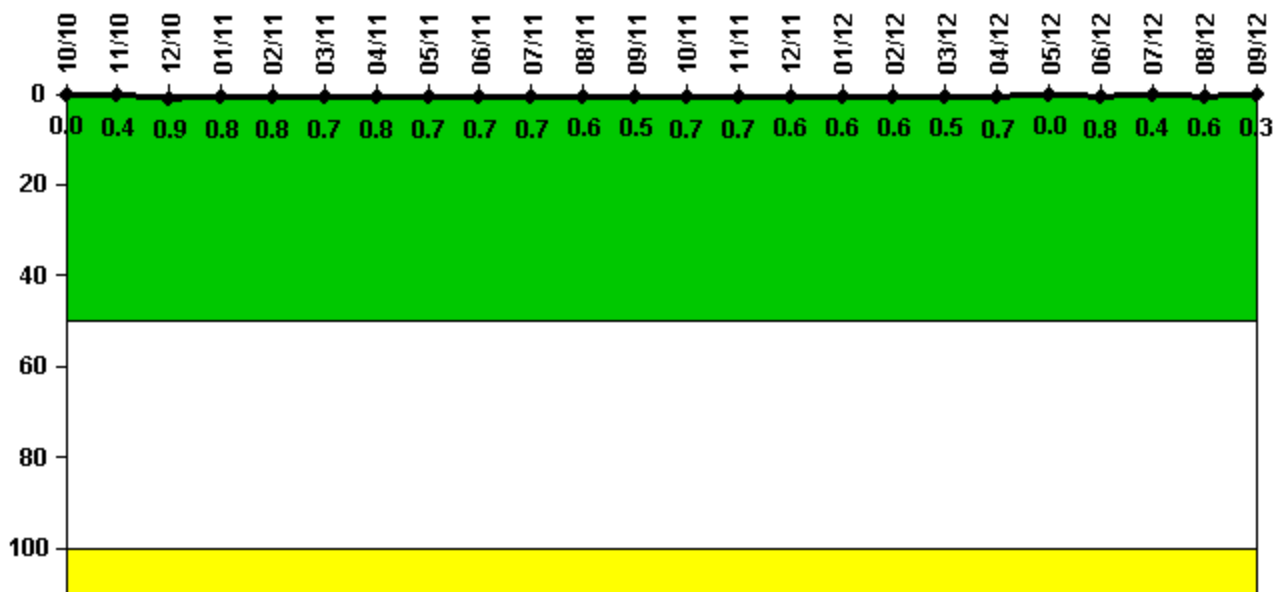
Notes

Reactor Coolant System Activity	10/10	11/10	12/10	1/11	2/11	3/11	4/11	5/11	6/11	7/11	8/11	9/11
Maximum activity	0.000089	0.000065	0.000070	0.000085	0.000071	0.000085	0.000091	0.000091	0.000104	0.000095	0.000100	0.000104
Technical specification limit	1.0	1.0	1.0	1.0	1.0	1.0	1.0	1.0	1.0	1.0	1.0	1.0
Indicator value	0	0	0	0	0	0	0	0	0	0	0	0

Reactor Coolant System Activity	10/11	11/11	12/11	1/12	2/12	3/12	4/12	5/12	6/12	7/12	8/12	9/12
Maximum activity	0.000115	0.000105	0.000115	0.000128	0.000120	0.000116	0.000090	N/A	0.000055	0.000057	0.000065	0.000057
Technical specification limit	1.0	1.0	1.0	1.0	1.0	1.0	1.0	1.0	1.0	1.0	1.0	1.0
Indicator value	0	0	0	0	0	0	0	N/A	0	0	0	0

Licensee Comments: none

Reactor Coolant System Leakage



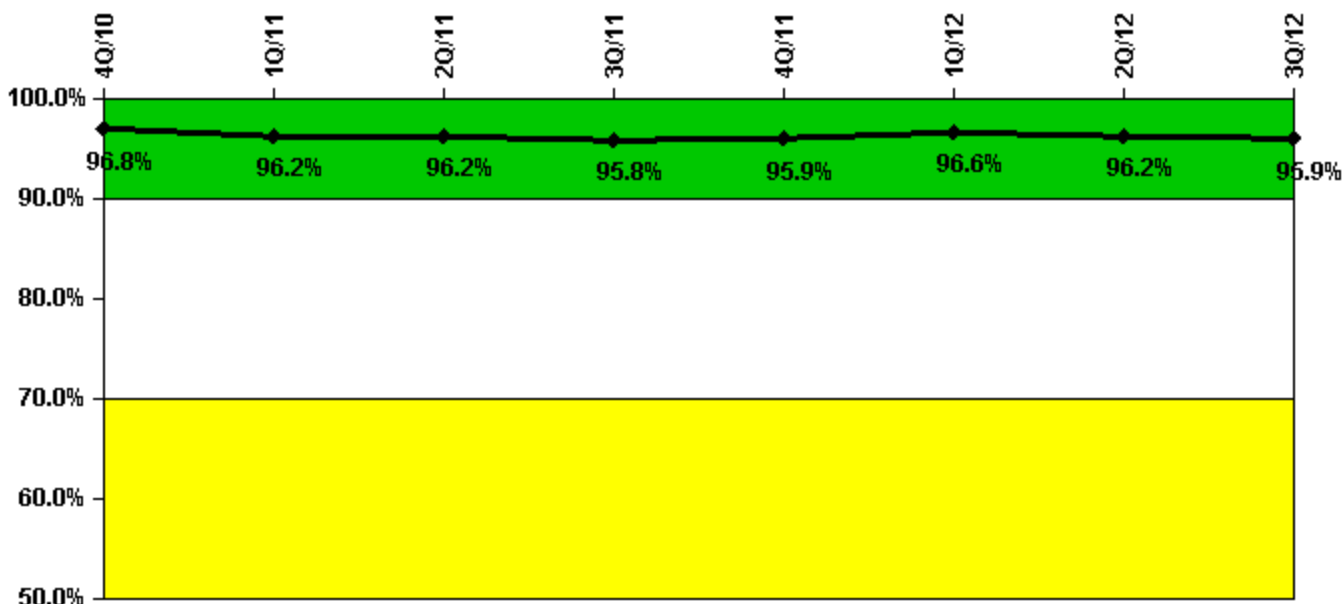
Thresholds: White > 50.0 Yellow > 100.0

Notes

Reactor Coolant System Leakage	10/10	11/10	12/10	1/11	2/11	3/11	4/11	5/11	6/11	7/11	8/11	9/11
Maximum leakage	0	0.042	0.093	0.075	0.078	0.069	0.083	0.072	0.066	0.068	0.059	0.046
Technical specification limit	10.0	10.0	10.0	10.0	10.0	10.0	10.0	10.0	10.0	10.0	10.0	10.0
Indicator value	0	0.4	0.9	0.8	0.8	0.7	0.8	0.7	0.7	0.7	0.6	0.5
Reactor Coolant System Leakage	10/11	11/11	12/11	1/12	2/12	3/12	4/12	5/12	6/12	7/12	8/12	9/12
Maximum leakage	0.066	0.069	0.059	0.058	0.059	0.046	0.070	0	0.075	0.044	0.058	0.033
Technical specification limit	10.0	10.0	10.0	10.0	10.0	10.0	10.0	10.0	10.0	10.0	10.0	10.0
Indicator value	0.7	0.7	0.6	0.6	0.6	0.5	0.7	0	0.8	0.4	0.6	0.3

Licensee Comments: none

Drill/Exercise Performance



Thresholds: White < 90.0% Yellow < 70.0%

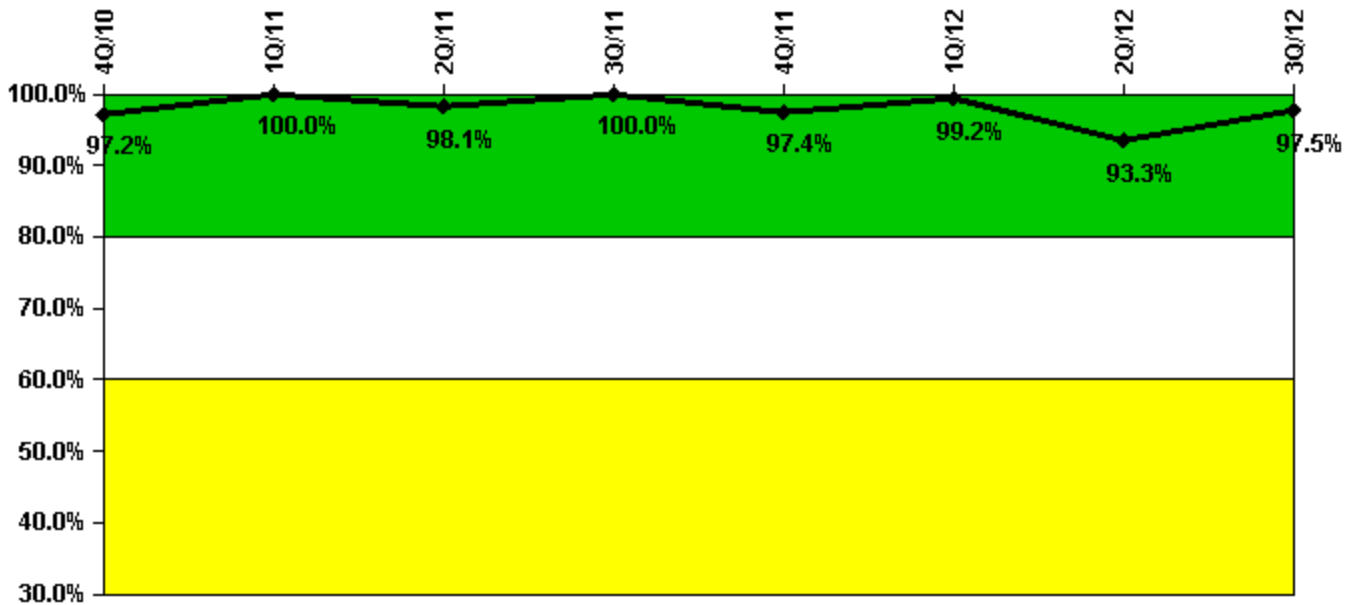
Notes

Drill/Exercise Performance	4Q/10	1Q/11	2Q/11	3Q/11	4Q/11	1Q/12	2Q/12	3Q/12
Successful opportunities	15.0	45.0	21.0	9.0	28.0	57.0	6.0	52.0
Total opportunities	17.0	49.0	22.0	9.0	28.0	58.0	6.0	54.0
Indicator value	96.8%	96.2%	96.2%	95.8%	95.9%	96.6%	96.2%	95.9%

Licensee Comments:

4Q/10: DEP re-evaluation of 12/14/10 Ops as-found scenario: EAL SS1.1 loss of all onsite and offsite AC power classification declaration was >15 minutes past T-0 (accurate, but not timely) changed DEP PI from met to not met - green indicator is unchanged.

ERO Drill Participation



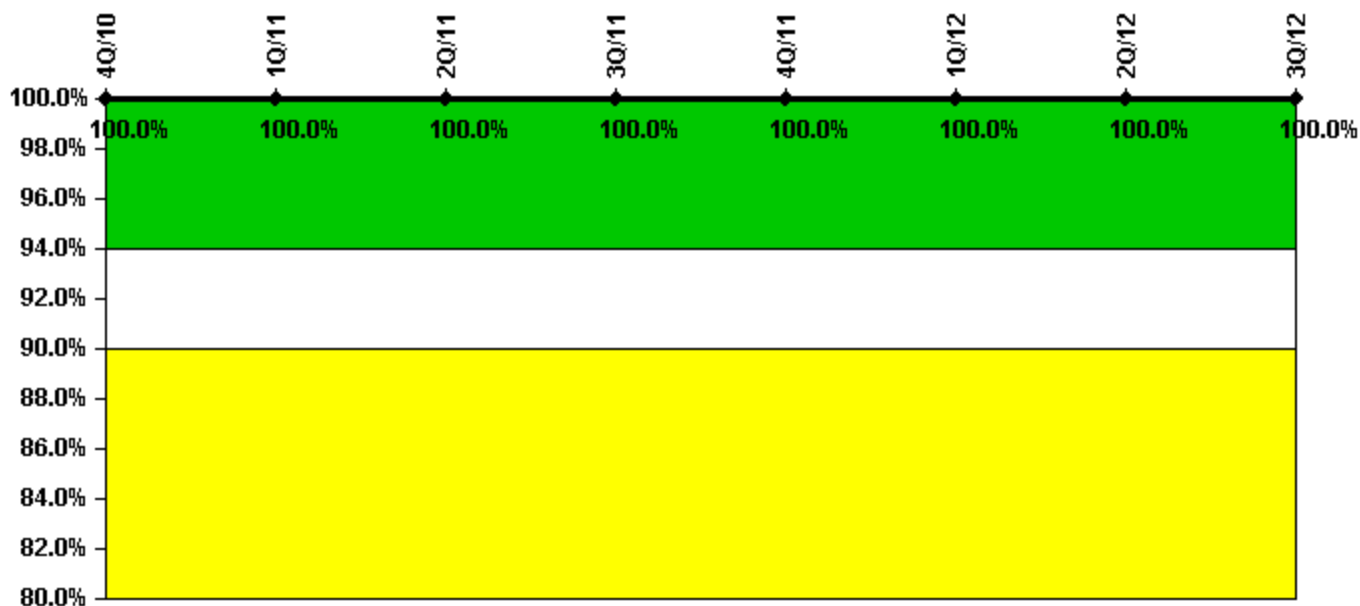
Thresholds: White < 80.0% Yellow < 60.0%

Notes

ERO Drill Participation	4Q/10	1Q/11	2Q/11	3Q/11	4Q/11	1Q/12	2Q/12	3Q/12
Participating Key personnel	104.0	107.0	102.0	104.0	111.0	117.0	112.0	116.0
Total Key personnel	107.0	107.0	104.0	104.0	114.0	118.0	120.0	119.0
Indicator value	97.2%	100.0%	98.1%	100.0%	97.4%	99.2%	93.3%	97.5%

Licensee Comments: none

Alert & Notification System



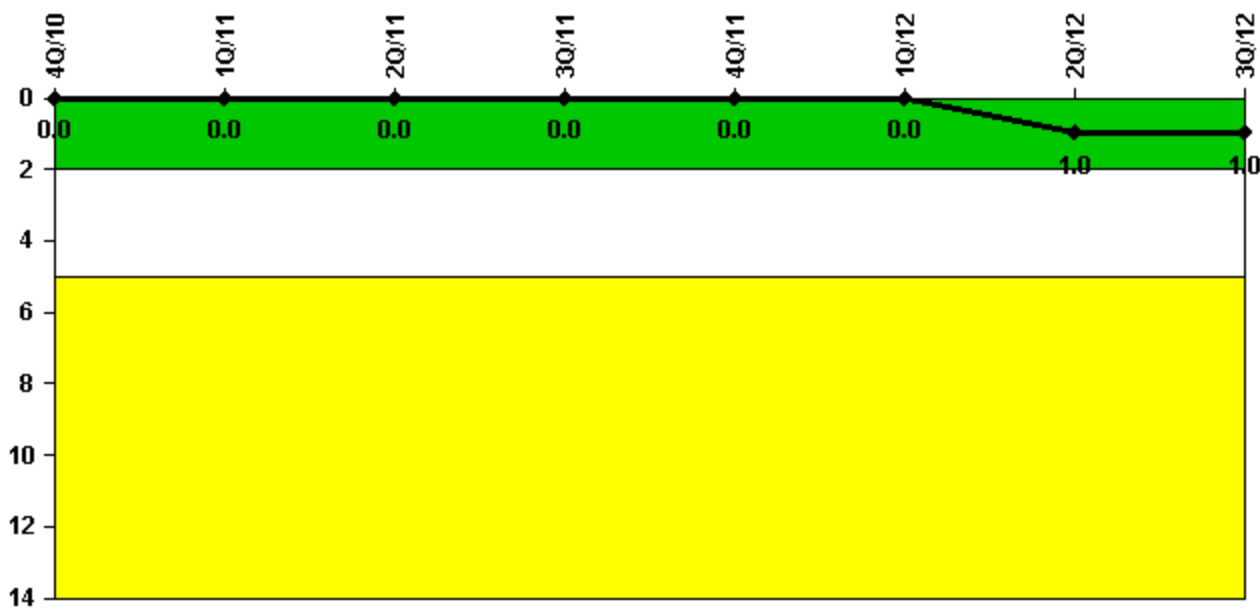
Thresholds: White < 94.0% Yellow < 90.0%

Notes

Alert & Notification System	4Q/10	1Q/11	2Q/11	3Q/11	4Q/11	1Q/12	2Q/12	3Q/12
Successful siren-tests	917	1048	917	1309	917	1048	916	1310
Total sirens-tests	917	1048	917	1310	917	1048	917	1310
Indicator value	100.0%	100.0%	100.0%	100.0%	100.0%	100.0%	100.0%	100.0%

Licensee Comments: none

Occupational Exposure Control Effectiveness



Thresholds: White > 2.0 Yellow > 5.0

Notes

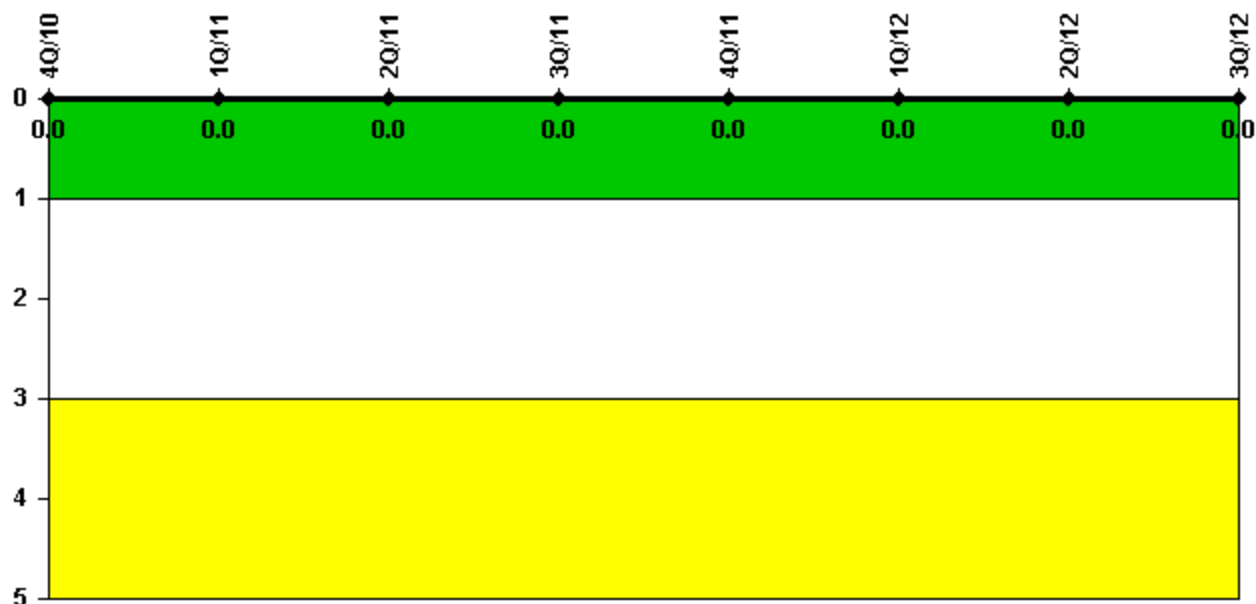
Occupational Exposure Control Effectiveness	4Q/10	1Q/11	2Q/11	3Q/11	4Q/11	1Q/12	2Q/12	3Q/12
High radiation area occurrences	0	0	0	0	0	0	1	0
Very high radiation area occurrences	0	0	0	0	0	0	0	0
Unintended exposure occurrences	0	0	0	0	0	0	0	0
Indicator value	0	0	0	0	0	0	1	1

Licensee Comments:

1Q/12: A March 2012 "High radiation area occurrence" was retracted in July 2012, following completion of the cause evaluation. The change has no impact on the color of the indicator. The basis for the retraction is contained in SAPN 50499040.

4Q/11: U1 and U2 Occupational Radiation Safety for 4Q2011 approved by manager T. Irving, approval boxes checked by M. Richardson per RS manager request.

RETS/ODCM Radiological Effluent



Thresholds: White > 1.0 Yellow > 3.0

Notes

RETS/ODCM Radiological Effluent	4Q/10	1Q/11	2Q/11	3Q/11	4Q/11	1Q/12	2Q/12	3Q/12
RETS/ODCM occurrences	0	0	0	0	0	0	0	0
Indicator value	0	0	0	0	0	0	0	0

Licensee Comments: none

Although the Security Cornerstone is included in the Reactor Oversight Process assessment program, the Commission has decided that specific information related to findings and performance indicators pertaining to the Security Cornerstone will not be publicly available to ensure that security information is not provided to a possible adversary. Other than the fact that a finding or performance indicator is Green or Greater-Than-Green, security related information will not be displayed on the public web page.

 [Action Matrix Summary](#) | [Inspection Findings Summary](#) | [PI Summary](#) | [Reactor Oversight Process](#)

Last Modified: October 24, 2012