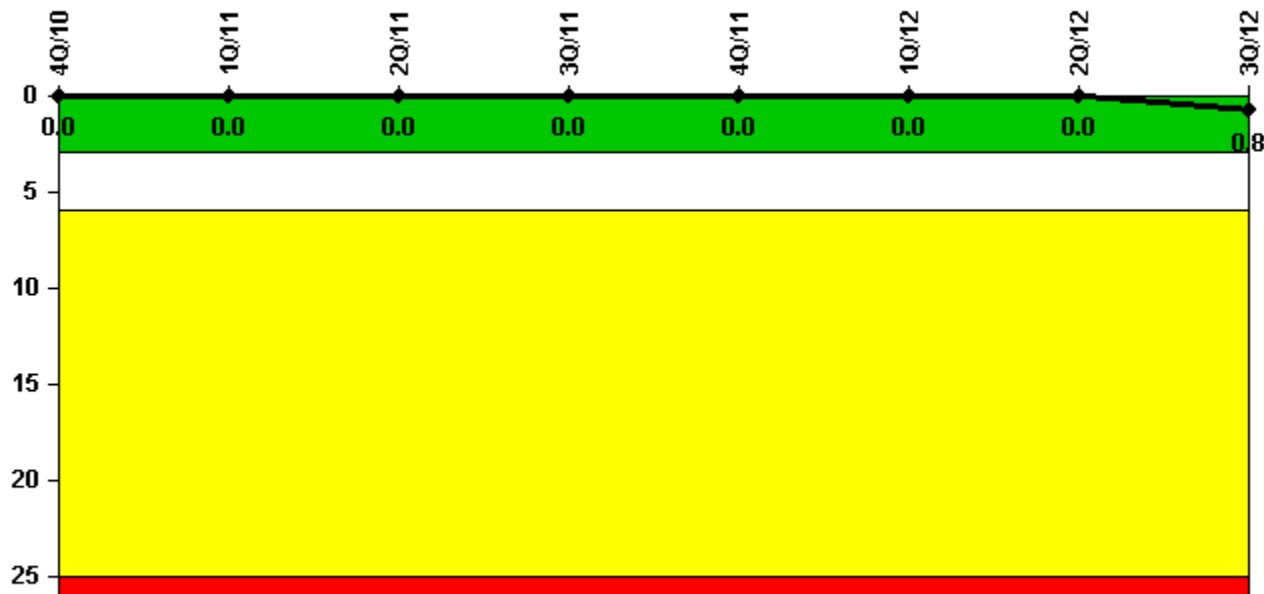


Arkansas Nuclear 2

3Q/2012 Performance Indicators

Licensee's General Comments: none

Unplanned Scrams per 7000 Critical Hrs



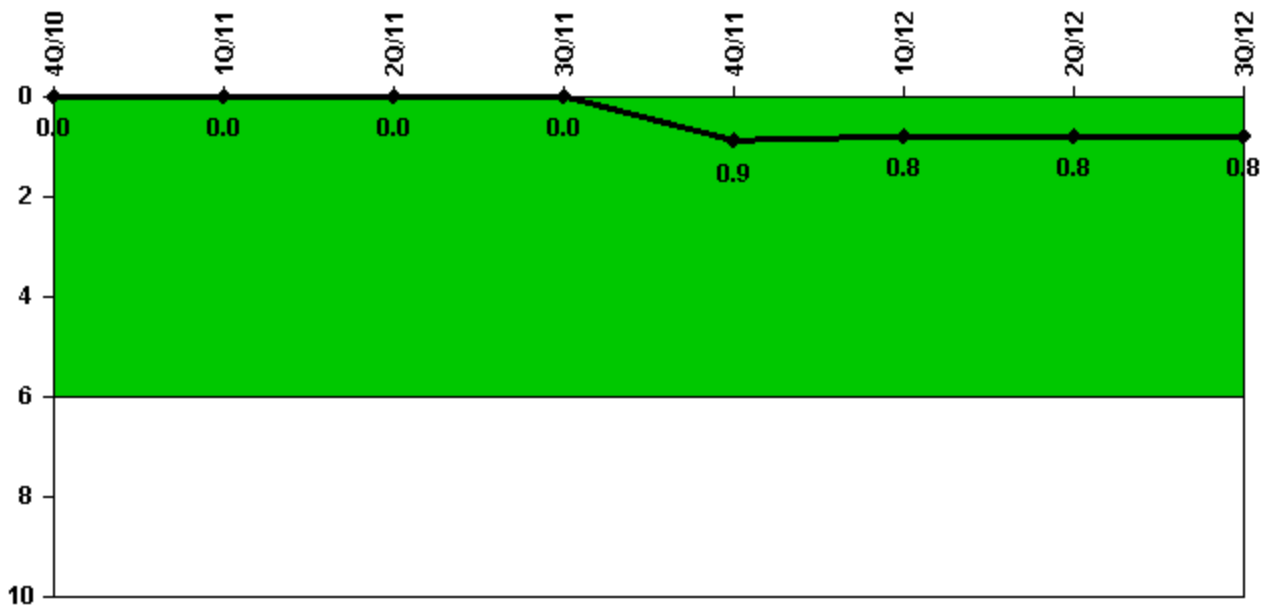
Thresholds: White > 3.0 Yellow > 6.0 Red > 25.0

Notes

Unplanned Scrams per 7000 Critical Hrs	4Q/10	1Q/11	2Q/11	3Q/11	4Q/11	1Q/12	2Q/12	3Q/12
Unplanned scrams	0	0	0	0	0	0	0	1.0
Critical hours	2209.0	1355.0	2184.0	2208.0	2209.0	2183.0	2184.0	1755.3
Indicator value	0	0	0	0	0	0	0	0.8

Licensee Comments: none

Unplanned Power Changes per 7000 Critical Hrs



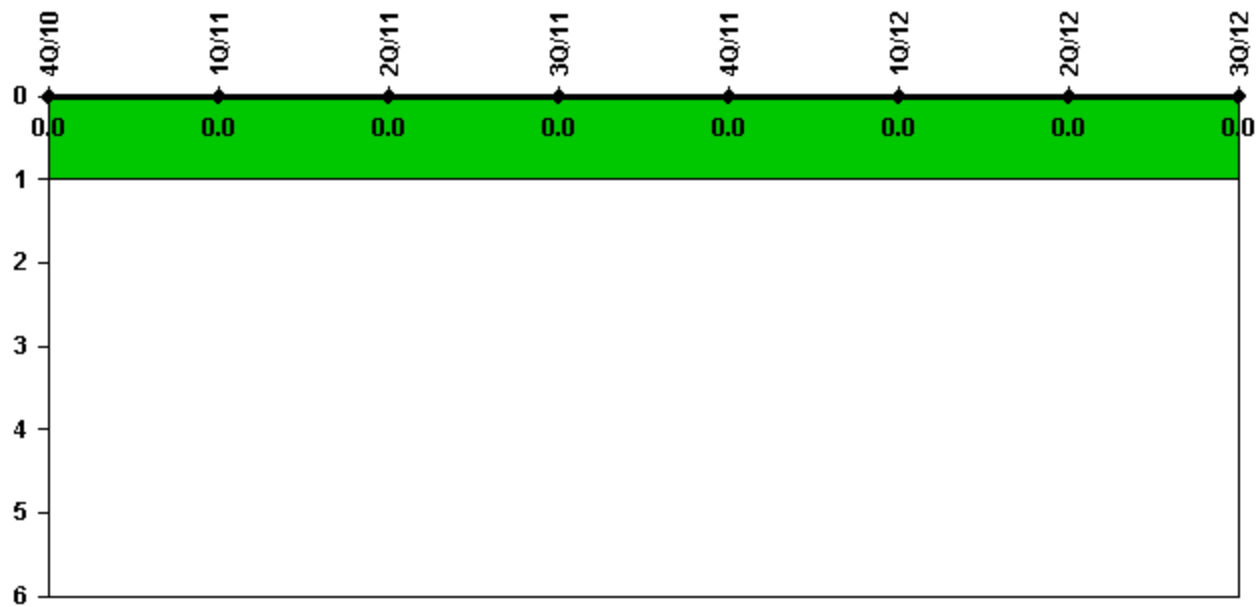
Thresholds: White > 6.0

Notes

Unplanned Power Changes per 7000 Critical Hrs	4Q/10	1Q/11	2Q/11	3Q/11	4Q/11	1Q/12	2Q/12	3Q/12
Unplanned power changes	0	0	0	0	1.0	0	0	0
Critical hours	2209.0	1355.0	2184.0	2208.0	2209.0	2183.0	2184.0	1755.3
Indicator value	0	0	0	0	0.9	0.8	0.8	0.8

Licensee Comments: none

Unplanned Scrams with Complications



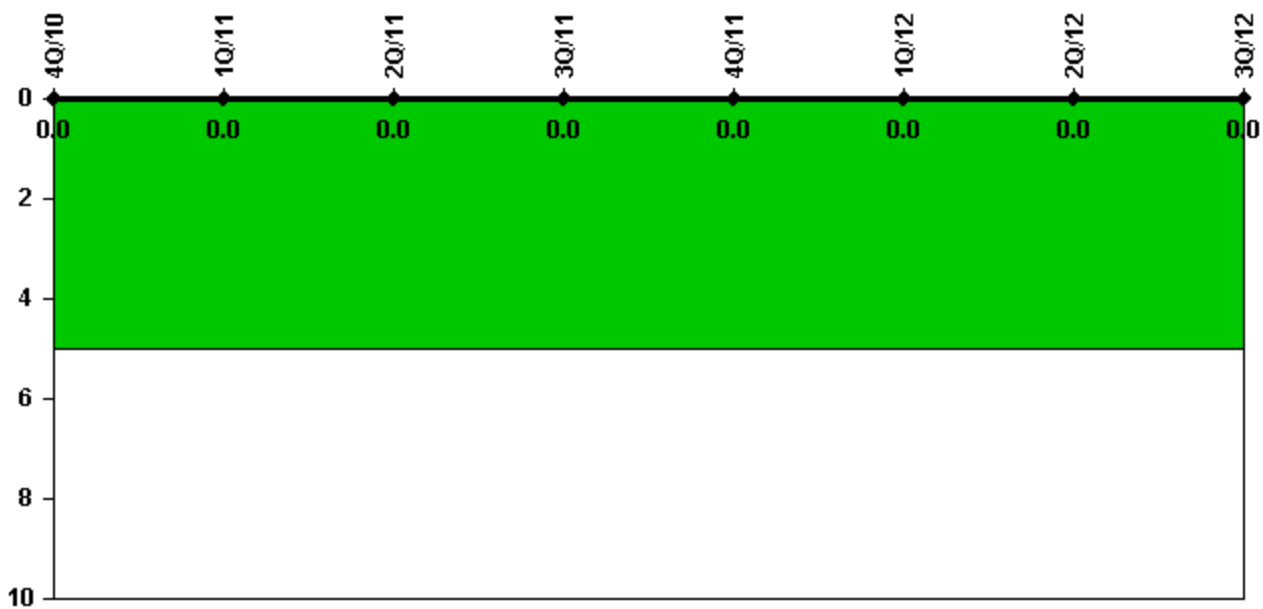
Thresholds: White > 1.0

Notes

Unplanned Scrams with Complications	4Q/10	1Q/11	2Q/11	3Q/11	4Q/11	1Q/12	2Q/12	3Q/12
Scrams with complications	0	0	0	0	0	0	0	0
Indicator value	0.0	0.0	0.0	0.0	0.0	0.0	0.0	0.0

Licensee Comments: none

Safety System Functional Failures (PWR)



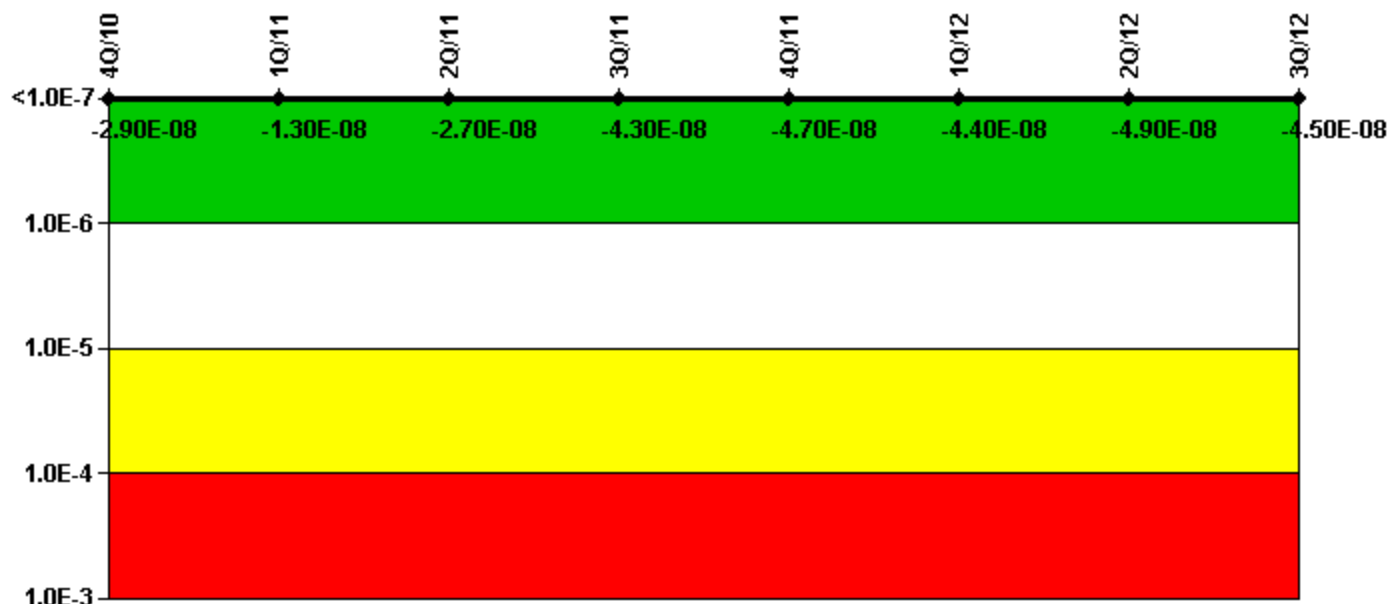
Thresholds: White > 5.0

Notes

Safety System Functional Failures (PWR)	4Q/10	1Q/11	2Q/11	3Q/11	4Q/11	1Q/12	2Q/12	3Q/12
Safety System Functional Failures	0	0	0	0	0	0	0	0
Indicator value	0	0	0	0	0	0	0	0

Licensee Comments: none

Mitigating Systems Performance Index, Emergency AC Power System



Thresholds: White > 1.00E-6 Yellow > 1.00E-5 Red > 1.00E-4

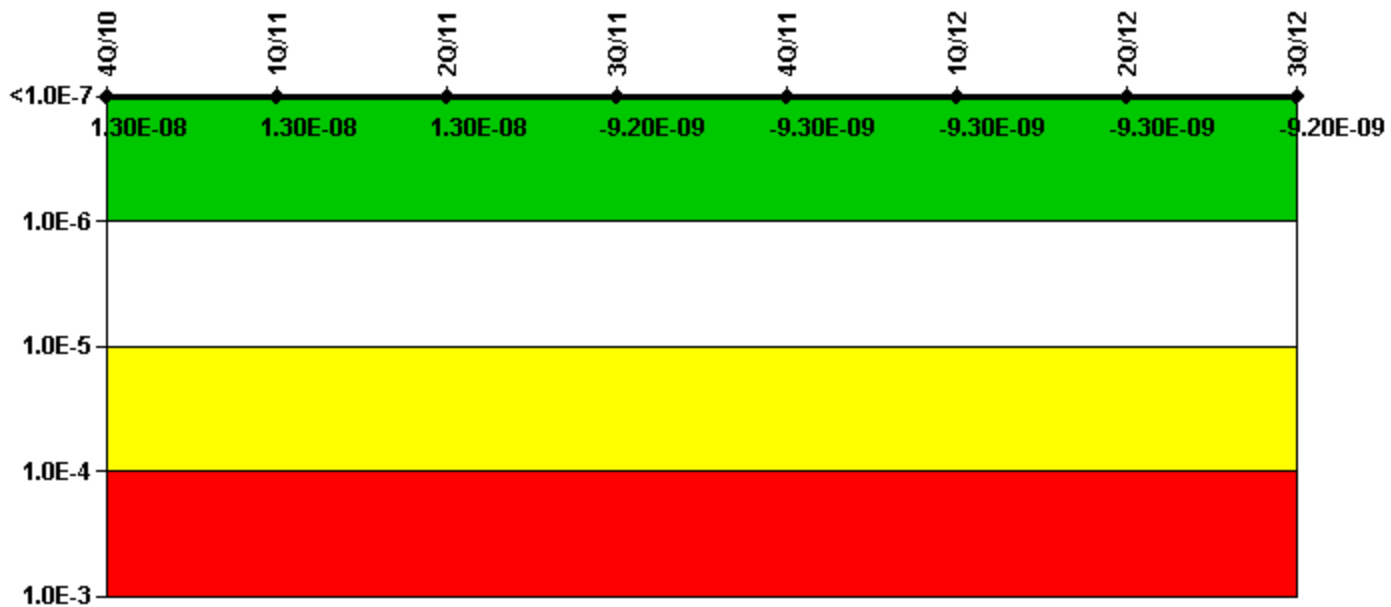
Notes

Mitigating Systems Performance Index, Emergency AC Power System	4Q/10	1Q/11	2Q/11	3Q/11	4Q/11	1Q/12	2Q/12	3Q/12
UAI (Δ CDF)	2.93E-08	4.64E-08	3.07E-08	1.56E-08	9.45E-09	9.14E-09	8.46E-09	8.38E-09
URI (Δ CDF)	-5.83E-08	-5.91E-08	-5.80E-08	-5.85E-08	-5.65E-08	-5.34E-08	-5.70E-08	-5.36E-08
PLE	NO	NO	NO	NO	NO	NO	NO	NO
Indicator value	-2.90E-08	-1.30E-08	-2.70E-08	-4.30E-08	-4.70E-08	-4.40E-08	-4.90E-08	-4.50E-08

Licensee Comments:

1Q/12: The ANO-2 MSPI Basis Document was revised in the 1Q2012 to add the Emergency Diesel Generator (EDG) fuel oil transfer pumps to the scope of the EDG supercomponent boundary. There were no MSPI coefficient changes required as a result of this revision.

Mitigating Systems Performance Index, High Pressure Injection System



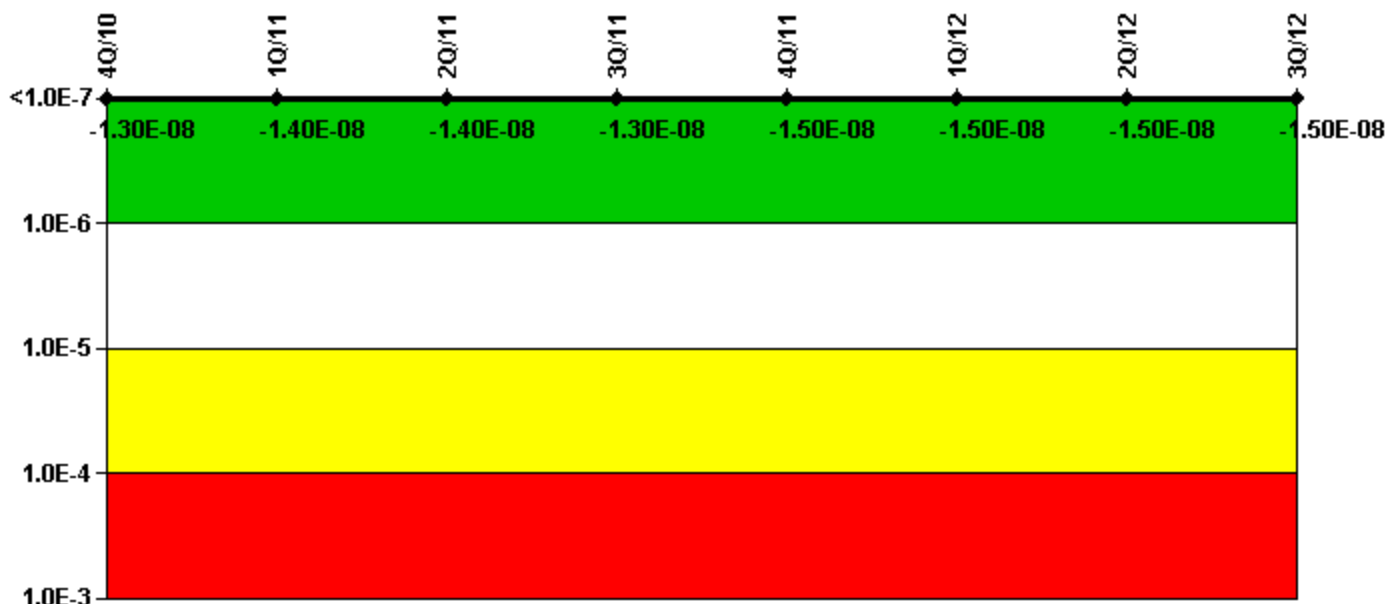
Thresholds: White > 1.00E-6 Yellow > 1.00E-5 Red > 1.00E-4

Notes

Mitigating Systems Performance Index, High Pressure Injection System	4Q/10	1Q/11	2Q/11	3Q/11	4Q/11	1Q/12	2Q/12	3Q/12
UAI (Δ CDF)	-4.55E-09	-4.55E-09	-4.55E-09	-4.59E-09	-4.59E-09	-4.59E-09	-4.59E-09	-4.59E-09
URI (Δ CDF)	1.75E-08	1.77E-08	1.79E-08	-4.60E-09	-4.69E-09	-4.73E-09	-4.76E-09	-4.58E-09
PLE	NO	NO	NO	NO	NO	NO	NO	NO
Indicator value	1.30E-08	1.30E-08	1.30E-08	-9.20E-09	-9.30E-09	-9.30E-09	-9.30E-09	-9.20E-09

Licensee Comments: none

Mitigating Systems Performance Index, Heat Removal System



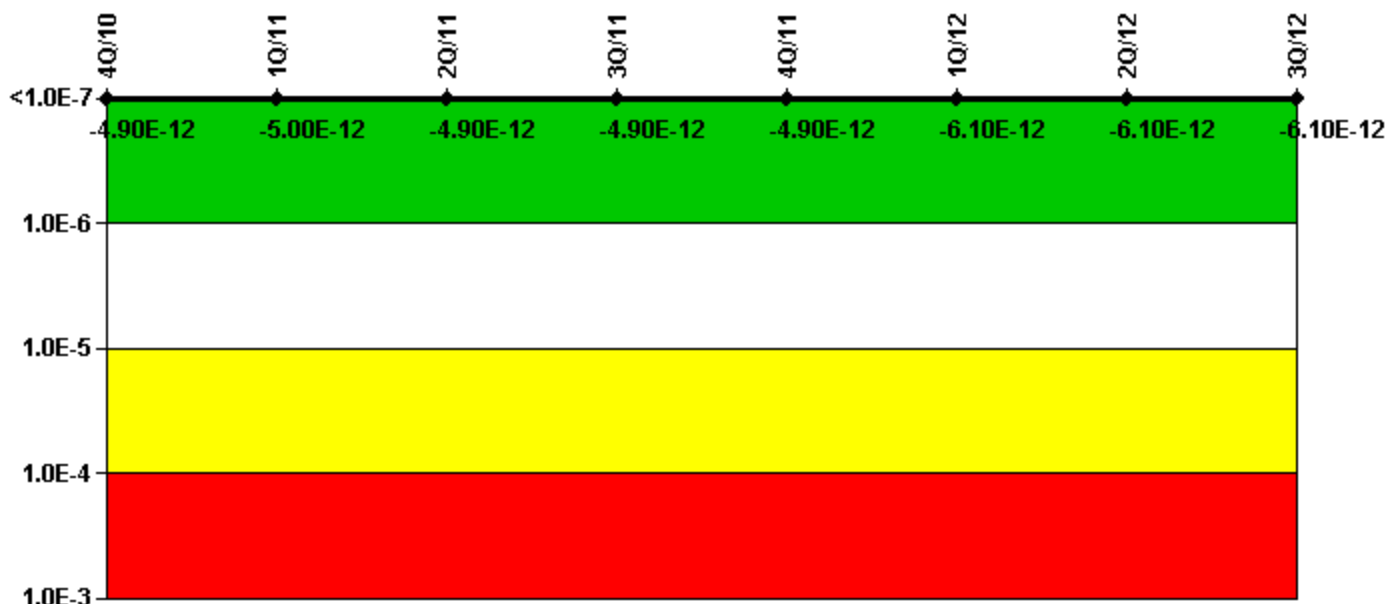
Thresholds: White > 1.00E-6 Yellow > 1.00E-5 Red > 1.00E-4

Notes

Mitigating Systems Performance Index, Heat Removal System	4Q/10	1Q/11	2Q/11	3Q/11	4Q/11	1Q/12	2Q/12	3Q/12
UAI (Δ CDF)	4.63E-10	-3.17E-10	-5.59E-10	1.19E-10	-1.52E-09	-1.29E-09	-2.12E-09	-2.16E-09
URI (Δ CDF)	-1.34E-08	-1.36E-08	-1.30E-08	-1.34E-08	-1.34E-08	-1.35E-08	-1.33E-08	-1.32E-08
PLE	NO	NO	NO	NO	NO	NO	NO	NO
Indicator value	-1.30E-08	-1.40E-08	-1.40E-08	-1.30E-08	-1.50E-08	-1.50E-08	-1.50E-08	-1.50E-08

Licensee Comments: none

Mitigating Systems Performance Index, Residual Heat Removal System



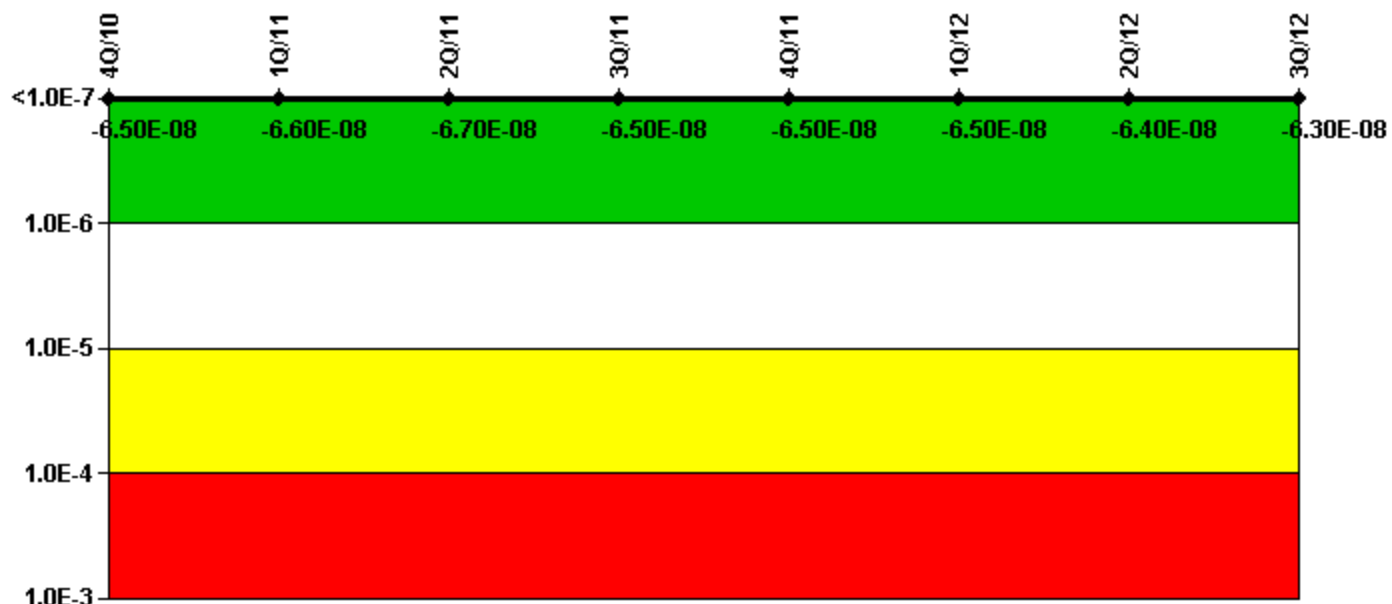
Thresholds: White > 1.00E-6 Yellow > 1.00E-5 Red > 1.00E-4

Notes

Mitigating Systems Performance Index, Residual Heat Removal System	4Q/10	1Q/11	2Q/11	3Q/11	4Q/11	1Q/12	2Q/12	3Q/12
UAI (Δ CDF)	-3.24E-12	-3.22E-12	-3.23E-12	-3.23E-12	-3.23E-12	-4.49E-12	-4.49E-12	-4.49E-12
URI (Δ CDF)	-1.63E-12	-1.75E-12	-1.62E-12	-1.62E-12	-1.62E-12	-1.66E-12	-1.66E-12	-1.59E-12
PLE	NO	NO	NO	NO	NO	NO	NO	NO
Indicator value	-4.90E-12	-5.00E-12	-4.90E-12	-4.90E-12	-4.90E-12	-6.10E-12	-6.10E-12	-6.10E-12

Licensee Comments: none

Mitigating Systems Performance Index, Cooling Water Systems



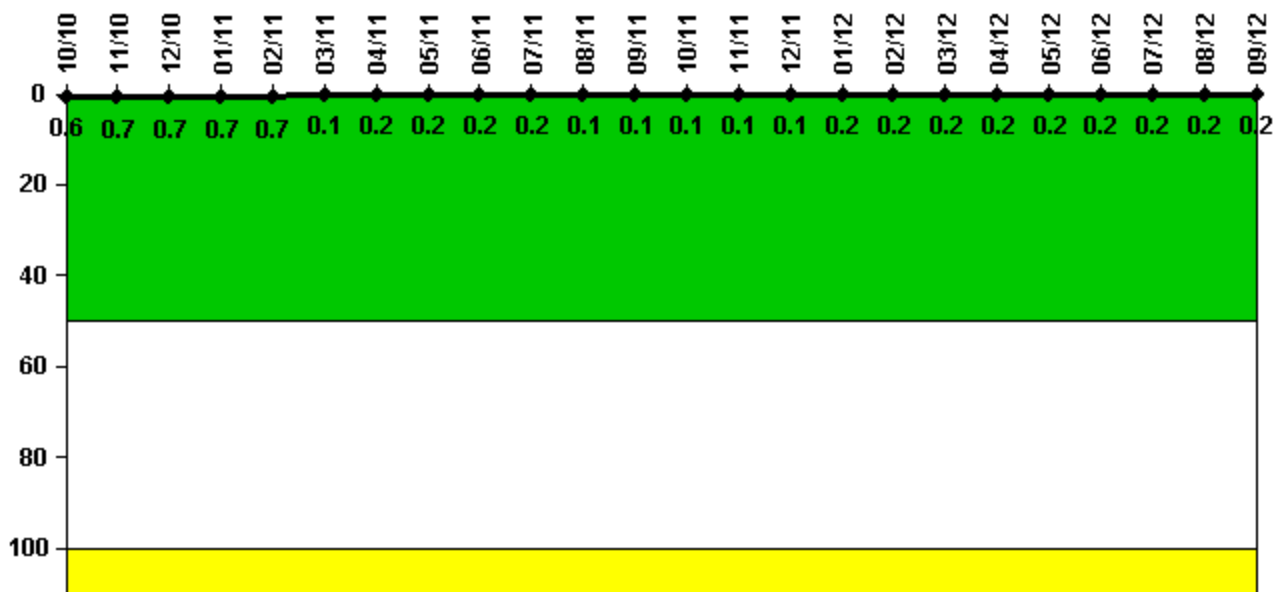
Thresholds: White > 1.00E-6 Yellow > 1.00E-5 Red > 1.00E-4

Notes

Mitigating Systems Performance Index, Cooling Water Systems	4Q/10	1Q/11	2Q/11	3Q/11	4Q/11	1Q/12	2Q/12	3Q/12
UAI (Δ CDF)	0.00E+00	0.00E+00	0.00E+00	0.00E+00	0.00E+00	0.00E+00	0.00E+00	0.00E+00
URI (Δ CDF)	-6.51E-08	-6.62E-08	-6.66E-08	-6.52E-08	-6.54E-08	-6.54E-08	-6.40E-08	-6.32E-08
PLE	NO	NO	NO	NO	NO	NO	NO	NO
Indicator value	-6.50E-08	-6.60E-08	-6.70E-08	-6.50E-08	-6.50E-08	-6.50E-08	-6.40E-08	-6.30E-08

Licensee Comments: none

Reactor Coolant System Activity




Thresholds: White > 50.0 Yellow > 100.0

Notes

Reactor Coolant System Activity	10/10	11/10	12/10	1/11	2/11	3/11	4/11	5/11	6/11	7/11	8/11	9/11
Maximum activity	0.006410	0.006510	0.006760	0.006990	0.007020	0.001210	0.001920	0.002030	0.002090	0.002030	0.001350	0.001440
Technical specification limit	1.0	1.0	1.0	1.0	1.0	1.0	1.0	1.0	1.0	1.0	1.0	1.0
Indicator value	0.6	0.7	0.7	0.7	0.7	0.1	0.2	0.2	0.2	0.2	0.1	0.1
Reactor Coolant System Activity	10/11	11/11	12/11	1/12	2/12	3/12	4/12	5/12	6/12	7/12	8/12	9/12
Maximum activity	0.001440	0.001470	0.001450	0.001570	0.001580	0.001640	0.001650	0.001700	0.001710	0.001720	0.001780	0.001760
Technical specification limit	1.0	1.0	1.0	1.0	1.0	1.0	1.0	1.0	1.0	1.0	1.0	1.0
Indicator value	0.1	0.1	0.1	0.2	0.2	0.2	0.2	0.2	0.2	0.2	0.2	0.2

Licensee Comments: none

Reactor Coolant System Leakage



Thresholds: White > 50.0 Yellow > 100.0

Notes

Reactor Coolant System Leakage	10/10	11/10	12/10	1/11	2/11	3/11	4/11	5/11	6/11	7/11	8/11	9/11
Maximum leakage	0.097	0.104	0.106	0.096	0.102	0.118	0.126	0.118	0.124	0.115	0.126	0.111
Technical specification limit	10.0	10.0	10.0	10.0	10.0	10.0	10.0	10.0	10.0	10.0	10.0	10.0
Indicator value	1.0	1.0	1.1	1.0	1.0	1.2	1.3	1.2	1.2	1.2	1.3	1.1

Reactor Coolant System Leakage	10/11	11/11	12/11	1/12	2/12	3/12	4/12	5/12	6/12	7/12	8/12	9/12
Maximum leakage	0.115	0.110	0.102	0.105	0.093	0.095	0.100	0.096	0.094	0.105	0.102	0.106
Technical specification limit	10.0	10.0	10.0	10.0	10.0	10.0	10.0	10.0	10.0	10.0	10.0	10.0
Indicator value	1.2	1.1	1.0	1.1	0.9	1.0	1.0	1.0	0.9	1.1	1.0	1.1

Licensee Comments:

9/12: Total Leakage is being reported in lieu of Identified Leakage.

6/12: Total Leakage is being reported in lieu of Identified Leakage

3/12: Total Leakage is being reported in lieu of Identified Leakage.

12/11: Total Leakage is being reported in lieu of Identified Leakage.

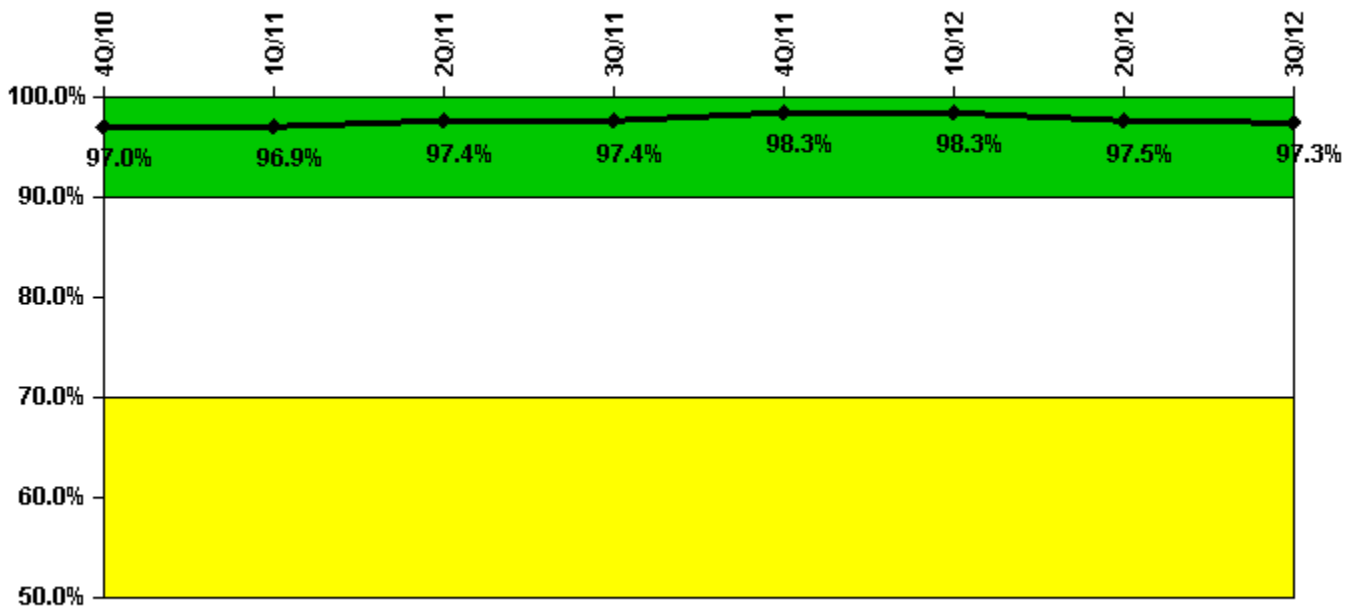
9/11: Total Leakage is being reported in lieu of Identified Leakage.

6/11: Total Leakage is being reported in lieu of Identified Leakage.

3/11: Total Leakage is being reported in lieu of Identified Leakage.

12/10: Total Leakage is being reported in lieu of Identified Leakage.

Drill/Exercise Performance



Thresholds: White < 90.0% Yellow < 70.0%

Notes

Drill/Exercise Performance	4Q/10	1Q/11	2Q/11	3Q/11	4Q/11	1Q/12	2Q/12	3Q/12
Successful opportunities	17.0	11.0	39.0	17.0	9.0	21.0	48.0	16.0
Total opportunities	18.0	11.0	40.0	17.0	10.0	21.0	50.0	16.0
Indicator value	97.0%	96.9%	97.4%	97.4%	98.3%	98.3%	97.5%	97.3%

Licensee Comments:

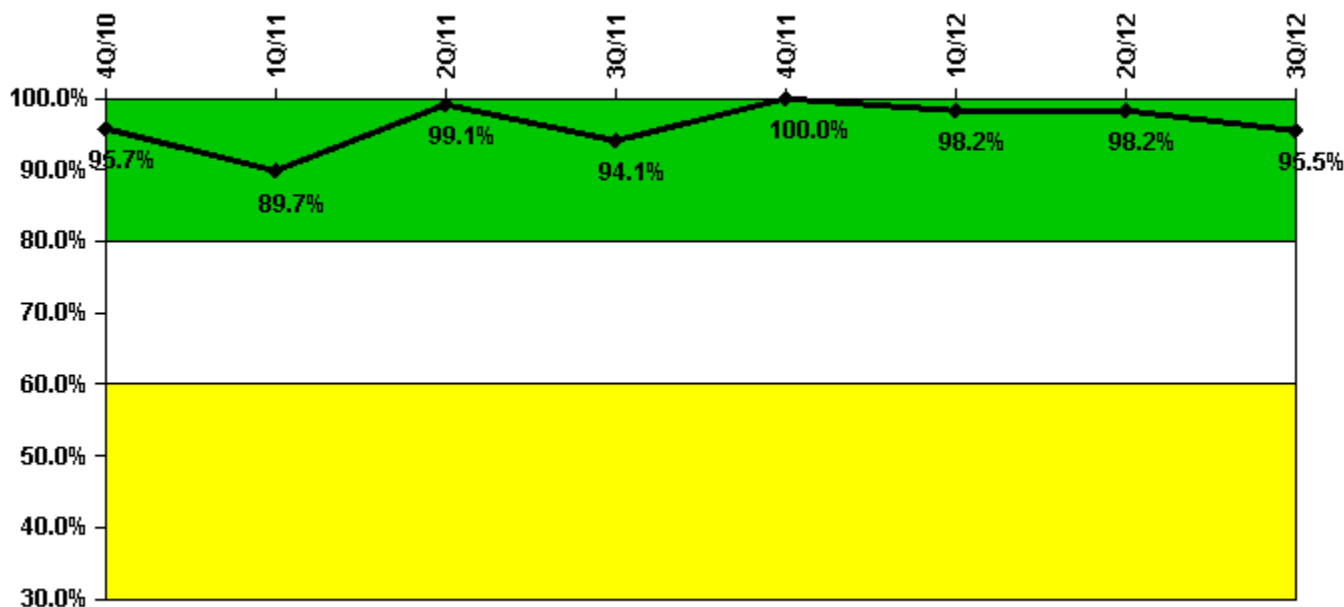
3Q/11: The April 2011 ERO Drill Exercise Performance was revised with the 3rd quarter 2011 submittal. April Successful Drills and Total Drills were reduced from 11 each, to 10 each. This revision does not affect the indicator color.

2Q/11: The April 2011 ERO Drill Exercise Performance was revised with the 3rd quarter 2011 submittal. April

Successful Drills and Total Drills were reduced from 11 each, to 10 each. This revision does not affect the indicator color.

1Q/11: Two additional Successful Event Opportunities and two Total Event Opportunities were identified that were not included in the original June 2009 data submittal. Both June 2009 data elements were revised from 22 to 24 in the first quarter 2011 data submittal. This results in no significant change to the 8 quarter performance indicator.

ERO Drill Participation



Thresholds: White < 80.0% Yellow < 60.0%

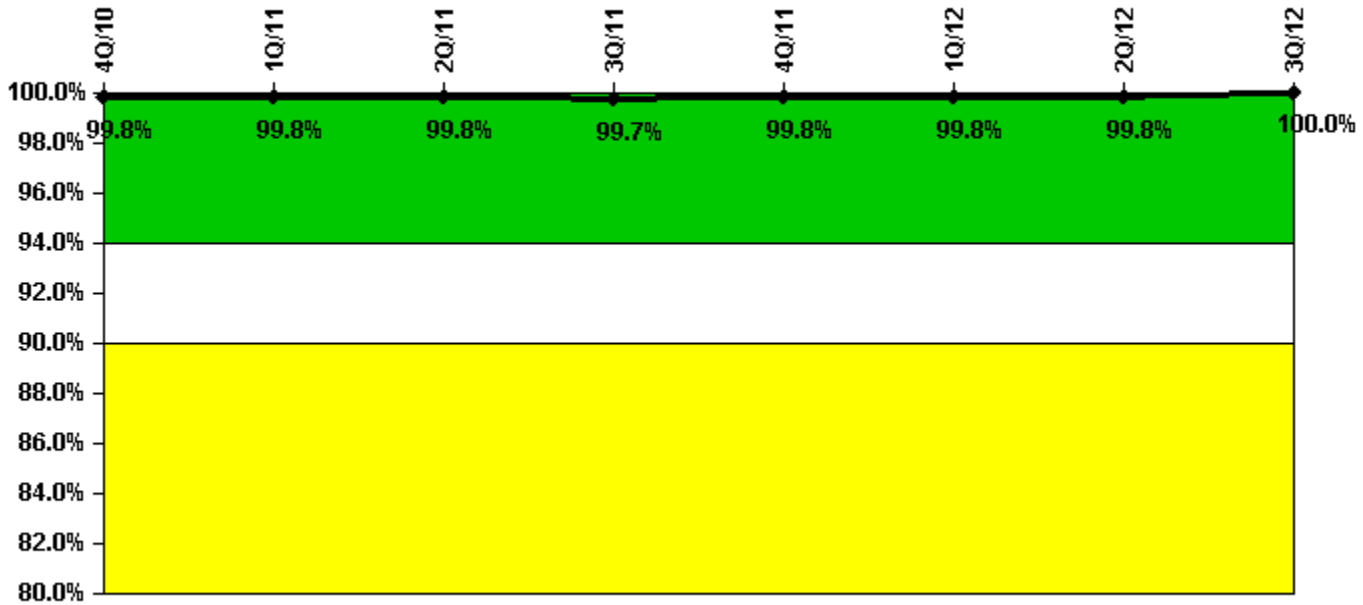
Notes

ERO Drill Participation	4Q/10	1Q/11	2Q/11	3Q/11	4Q/11	1Q/12	2Q/12	3Q/12
Participating Key personnel	110.0	105.0	114.0	111.0	114.0	111.0	112.0	106.0
Total Key personnel	115.0	117.0	115.0	118.0	114.0	113.0	114.0	111.0
Indicator value	95.7%	89.7%	99.1%	94.1%	100.0%	98.2%	98.2%	95.5%

Licensee Comments:

2Q/11: In the 2nd Quarter 2011, Emergency Planning determined that 3 historical ERO drills were not eligible to be counted as performance indicator drills. As a result, credit for historical ERO drill participation was removed for several ERO members. This resulted in data revisions to the ERO Drill Participation PI from the 3rd Quarter 2009 to the 1st Quarter 2011. These revisions did not change the ERO Drill Participation PI color for these periods.

Alert & Notification System



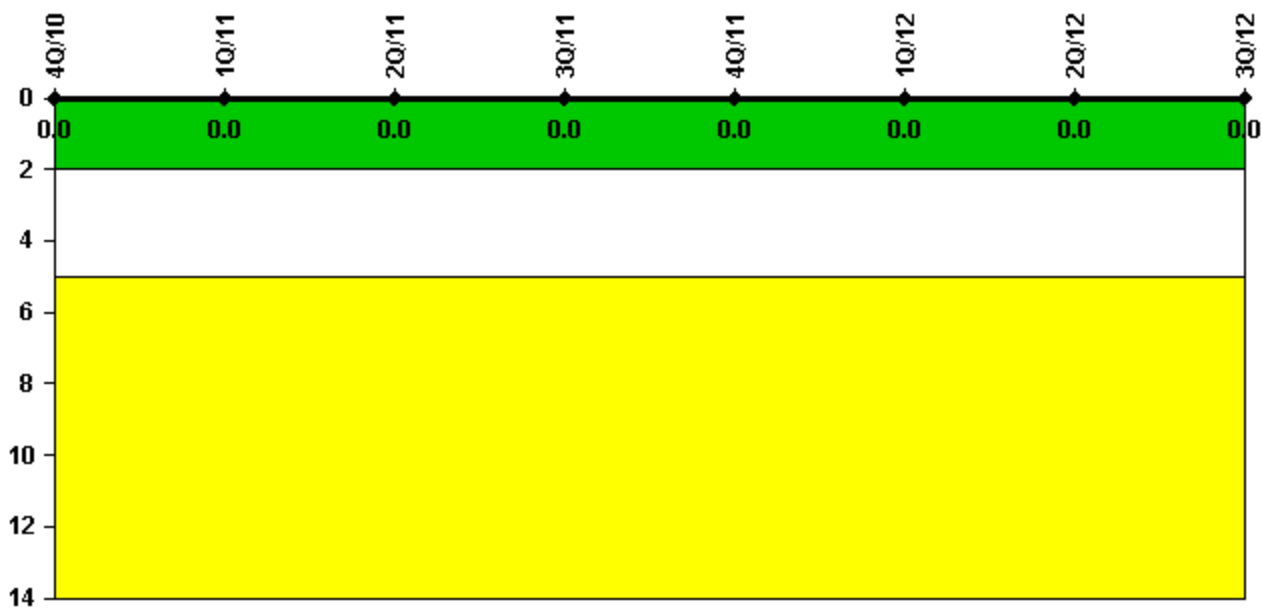
Thresholds: White < 94.0% Yellow < 90.0%

Notes

Alert & Notification System	4Q/10	1Q/11	2Q/11	3Q/11	4Q/11	1Q/12	2Q/12	3Q/12
Successful siren-tests	146	147	147	146	147	147	147	147
Total sirens-tests	147	147	147	147	147	147	147	147
Indicator value	99.8%	99.8%	99.8%	99.7%	99.8%	99.8%	99.8%	100.0%

Licensee Comments: none

Occupational Exposure Control Effectiveness



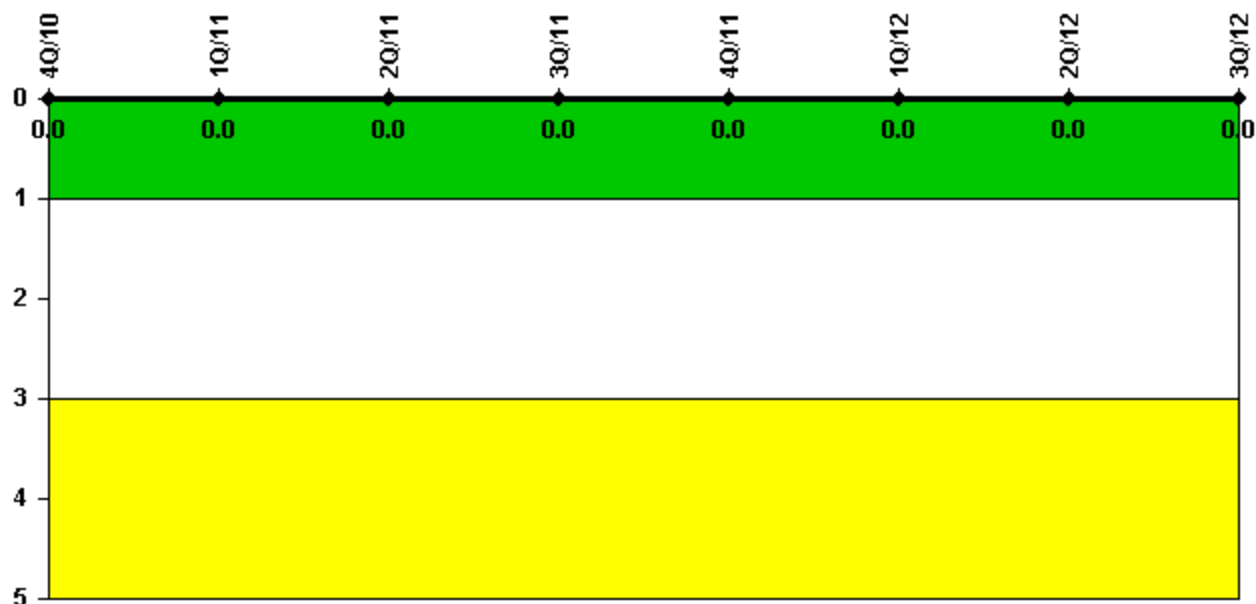
Thresholds: White > 2.0 Yellow > 5.0

Notes

Occupational Exposure Control Effectiveness	4Q/10	1Q/11	2Q/11	3Q/11	4Q/11	1Q/12	2Q/12	3Q/12
High radiation area occurrences	0	0	0	0	0	0	0	0
Very high radiation area occurrences	0	0	0	0	0	0	0	0
Unintended exposure occurrences	0	0	0	0	0	0	0	0
Indicator value	0	0	0	0	0	0	0	0

Licensee Comments: none

RETS/ODCM Radiological Effluent



Thresholds: White > 1.0 Yellow > 3.0

Notes

RETS/ODCM Radiological Effluent	4Q/10	1Q/11	2Q/11	3Q/11	4Q/11	1Q/12	2Q/12	3Q/12
RETS/ODCM occurrences	0	0	0	0	0	0	0	0
Indicator value	0	0	0	0	0	0	0	0

Licensee Comments: none

Although the Security Cornerstone is included in the Reactor Oversight Process assessment program, the Commission has decided that specific information related to findings and performance indicators pertaining to the Security Cornerstone will not be publicly available to ensure that security information is not provided to a possible adversary. Other than the fact that a finding or performance indicator is Green or Greater-Than-Green, security related information will not be displayed on the public web page.

 [Action Matrix Summary](#) | [Inspection Findings Summary](#) | [PI Summary](#) | [Reactor Oversight Process](#)

Last Modified: October 24, 2012