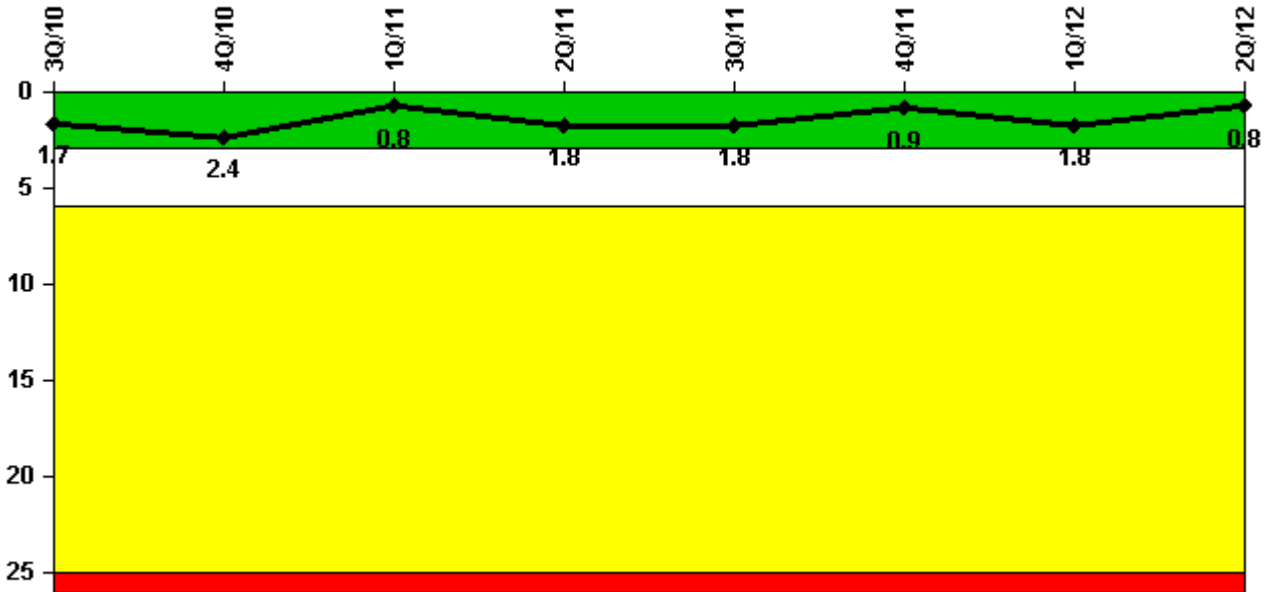


Salem 2

2Q/2012 Performance Indicators

Licensee's General Comments: none

Unplanned Scrams per 7000 Critical Hrs



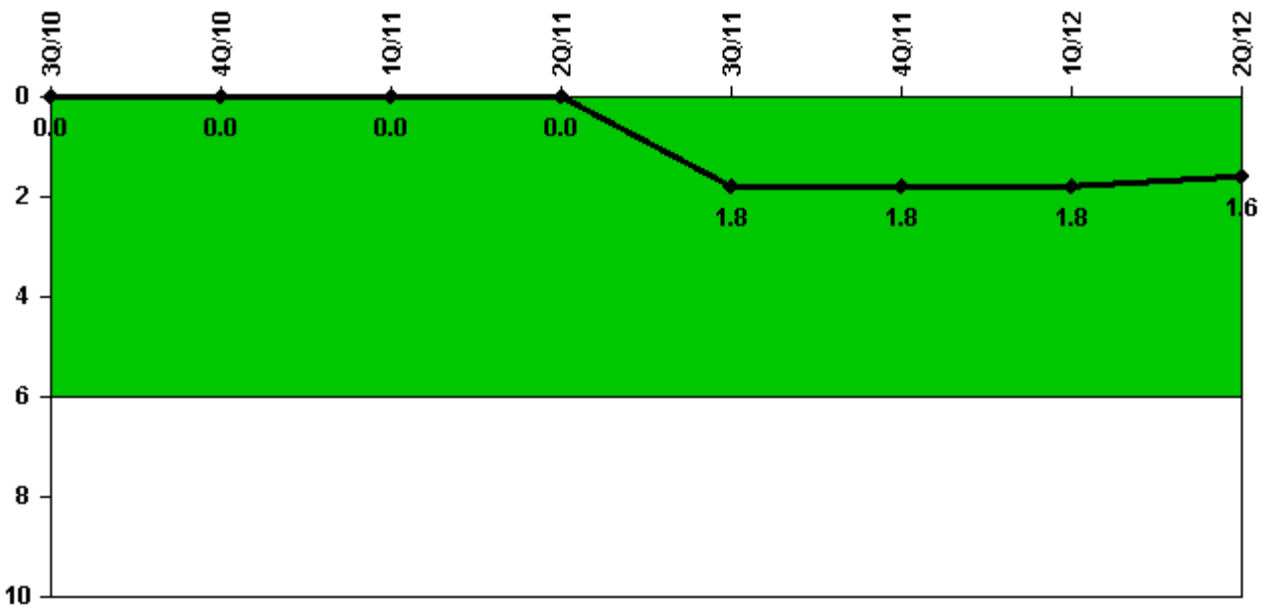
Thresholds: White > 3.0 Yellow > 6.0 Red > 25.0

Notes

Unplanned Scrams per 7000 Critical Hrs	3Q/10	4Q/10	1Q/11	2Q/11	3Q/11	4Q/11	1Q/12	2Q/12
Unplanned scrams	0	1.0	0	1.0	0	0	1.0	0
Critical hours	2208.0	2178.4	2159.0	1425.4	2113.6	2209.0	2098.9	2184.0
Indicator value	1.7	2.4	0.8	1.8	1.8	0.9	1.8	0.8

Licensee Comments: none

Unplanned Power Changes per 7000 Critical Hrs



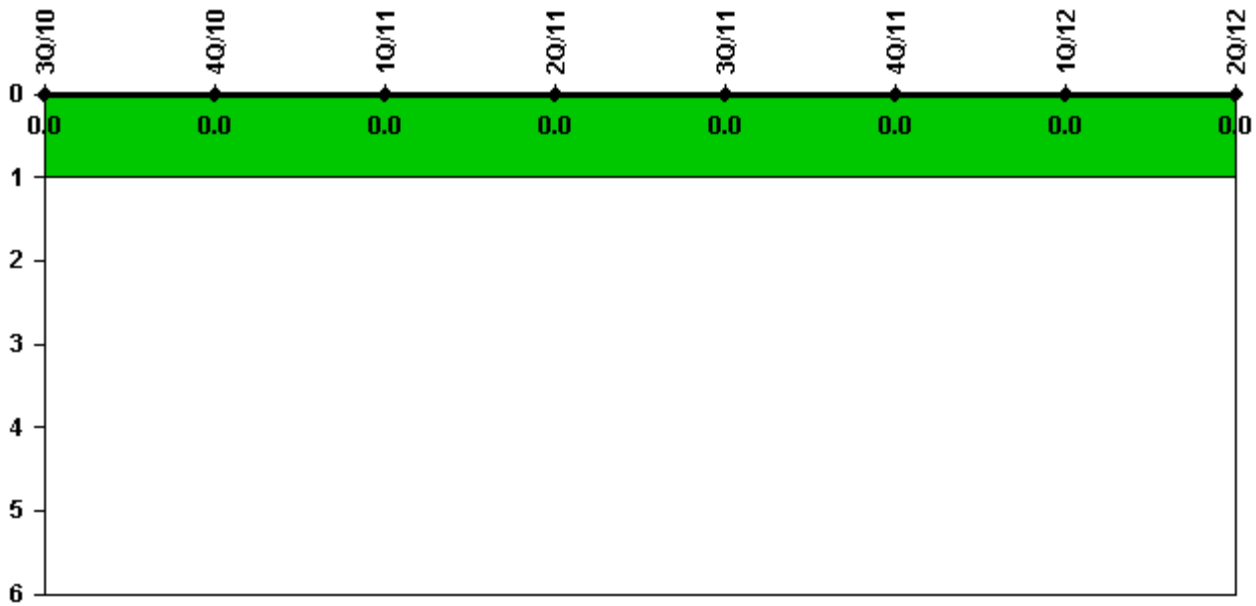
Thresholds: White > 6.0

Notes

Unplanned Power Changes per 7000 Critical Hrs	3Q/10	4Q/10	1Q/11	2Q/11	3Q/11	4Q/11	1Q/12	2Q/12
Unplanned power changes	0	0	0	0	2.0	0	0	0
Critical hours	2208.0	2178.4	2159.0	1425.4	2113.6	2209.0	2098.9	2184.0
Indicator value	0	0	0	0	1.8	1.8	1.8	1.6

Licensee Comments: none

Unplanned Scrams with Complications



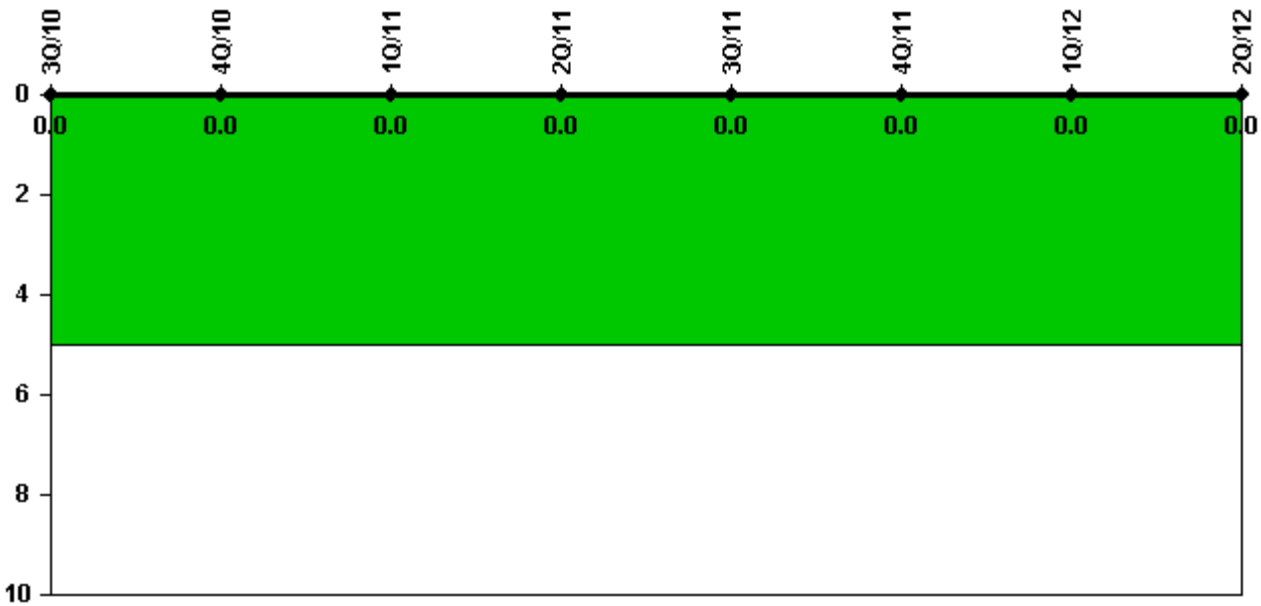
Thresholds: White > 1.0

Notes

Unplanned Scrams with Complications	3Q/10	4Q/10	1Q/11	2Q/11	3Q/11	4Q/11	1Q/12	2Q/12
Scrams with complications	0	0	0	0	0	0	0	0
Indicator value	0.0	0.0	0.0	0.0	0.0	0.0	0.0	0.0

Licensee Comments: none

Safety System Functional Failures (PWR)



Thresholds: White > 5.0

Notes

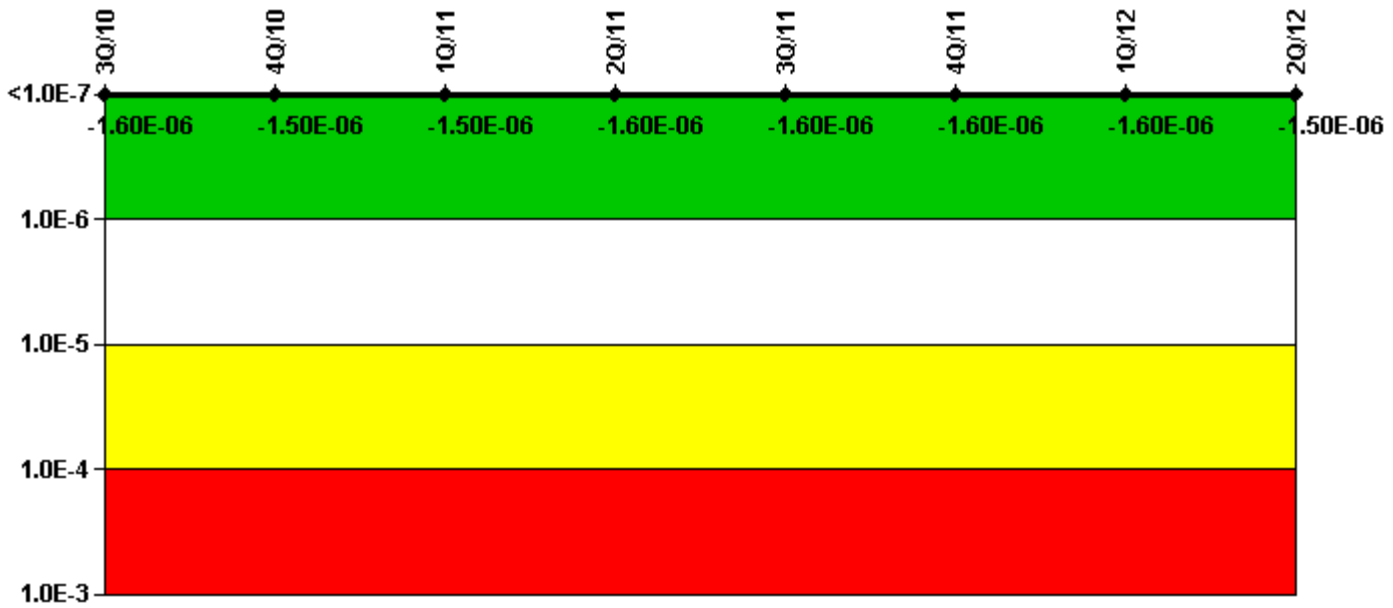
Safety System Functional Failures (PWR)	3Q/10	4Q/10	1Q/11	2Q/11	3Q/11	4Q/11	1Q/12	2Q/12
Safety System Functional Failures	0	0	0	0	0	0	0	0
Indicator value	0	0	0	0	0	0	0	0

Licensee Comments:

3Q/11: Supplemental LER 311/2011-005-01 issued on 11/9/2011 determined that this event was no longer reportable in accordance with 10CFR50.73(a)(2)(v). Data changed from 1 to 0 for September 2011

3Q/11: LER 311/2011-005 was reported in accordance with 10CFR50.73(a)(2)(v)

Mitigating Systems Performance Index, Emergency AC Power System



Thresholds: White > 1.00E-6 Yellow > 1.00E-5 Red > 1.00E-4


Notes

Mitigating Systems Performance Index, Emergency AC Power System	3Q/10	4Q/10	1Q/11	2Q/11	3Q/11	4Q/11	1Q/12	2Q/12
UAI (Δ CDF)	-1.62E-07	-1.62E-07	-1.62E-07	-1.62E-07	-1.62E-07	-1.62E-07	-1.62E-07	-1.62E-07
URI (Δ CDF)	-1.44E-06	-1.30E-06	-1.38E-06	-1.43E-06	-1.43E-06	-1.43E-06	-1.41E-06	-1.31E-06
PLE	NO	NO	NO	NO	NO	NO	NO	NO
Indicator value	-1.60E-06	-1.50E-06	-1.50E-06	-1.60E-06	-1.60E-06	-1.60E-06	-1.60E-06	-1.50E-06

Licensee Comments:

1Q/12: MSPI Basis document revised to include fuel oil transfer pumps as part of the EDG supercomponent. In addition, the first hour of run time is excluded from the total submitted run hours.

Mitigating Systems Performance Index, High Pressure Injection System



Thresholds: White > 1.00E-6 Yellow > 1.00E-5 Red > 1.00E-4

Notes

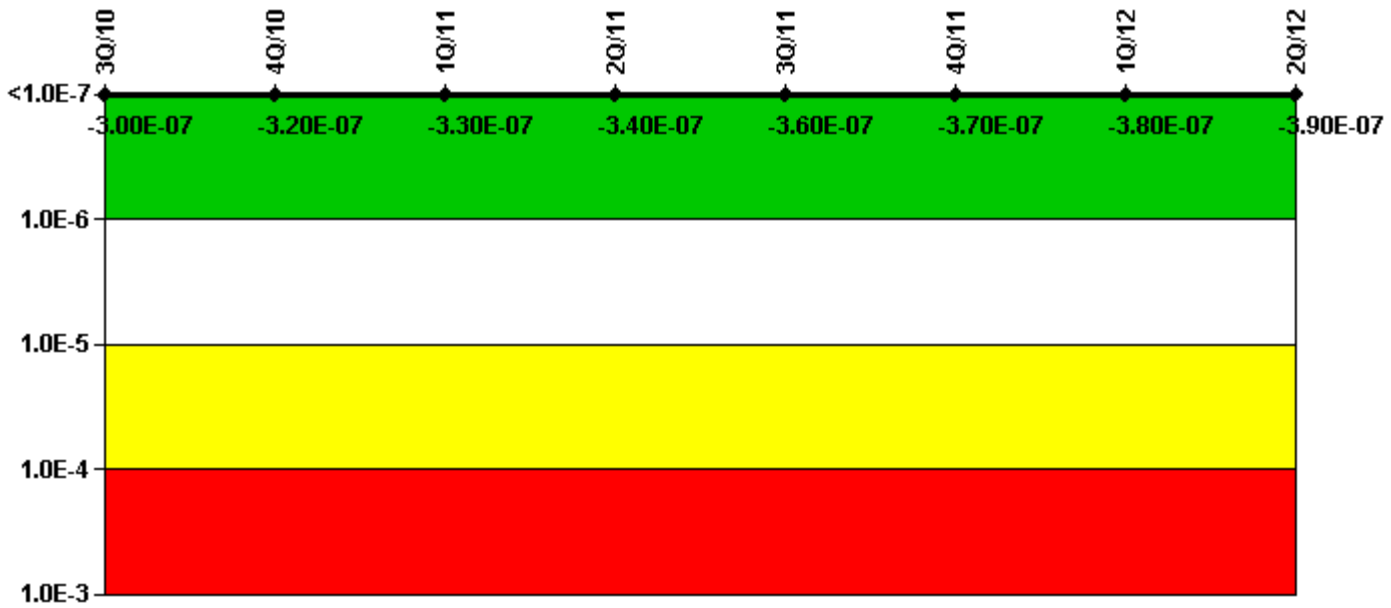
Mitigating Systems Performance Index, High Pressure Injection System	3Q/10	4Q/10	1Q/11	2Q/11	3Q/11	4Q/11	1Q/12	2Q/12
UAI (Δ CDF)	-8.70E-10	-8.70E-10	-8.70E-10	-8.70E-10	-6.73E-10	-6.73E-10	-6.72E-10	-6.72E-10
URI (Δ CDF)	-2.53E-08	-2.53E-08	-2.53E-08	-2.54E-08	-2.54E-08	-2.54E-08	-4.67E-09	-4.66E-09
PLE	NO	NO	NO	NO	NO	NO	NO	NO
Indicator value	-2.60E-08	-2.60E-08	-2.60E-08	-2.60E-08	-2.60E-08	-2.60E-08	-5.30E-09	-5.30E-09

Licensee Comments:

1Q/12: MSPI basis document revised to remove the following valves from scope since they meet the exclusion criteria in NEI 99-02 Section F 2.1.2: 1(2)CV40, 1(2)CV41, 1(2)CV68, 1(2)CV69, 1(2)SJ1, 1(2)SJ2, 1(2)SJ4, 1(2)SJ5, 1(2)SJ12, 1(2)SJ13, 1(2)SJ67, 1(2)SJ68, 11(21)SJ113, 12(22)SJ113.

2Q/11: 2 Failures previously reported were subsequently determined to not be MSPI failures. The slow stroke of the valves was attributed to the testing method and was not a failure of the valves to properly stroke if required during a design basis accident.

Mitigating Systems Performance Index, Heat Removal System



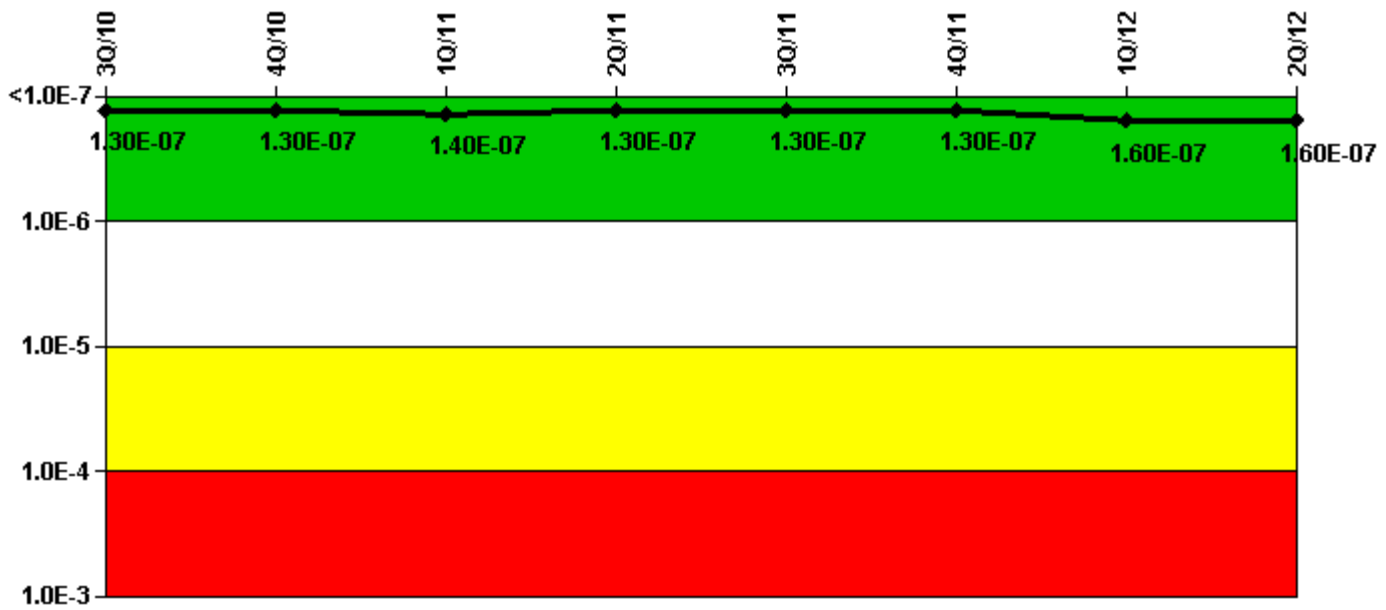
Thresholds: White > 1.00E-6 Yellow > 1.00E-5 Red > 1.00E-4

Notes

Mitigating Systems Performance Index, Heat Removal System	3Q/10	4Q/10	1Q/11	2Q/11	3Q/11	4Q/11	1Q/12	2Q/12
UAI (Δ CDF)	-6.21E-08	-6.21E-08	-6.21E-08	-6.21E-08	-6.21E-08	-6.21E-08	-6.21E-08	-6.21E-08
URI (Δ CDF)	-2.42E-07	-2.60E-07	-2.66E-07	-2.82E-07	-2.97E-07	-3.11E-07	-3.20E-07	-3.29E-07
PLE	NO	NO	NO	NO	NO	NO	NO	NO
Indicator value	-3.00E-07	-3.20E-07	-3.30E-07	-3.40E-07	-3.60E-07	-3.70E-07	-3.80E-07	-3.90E-07

Licensee Comments: none

Mitigating Systems Performance Index, Residual Heat Removal System



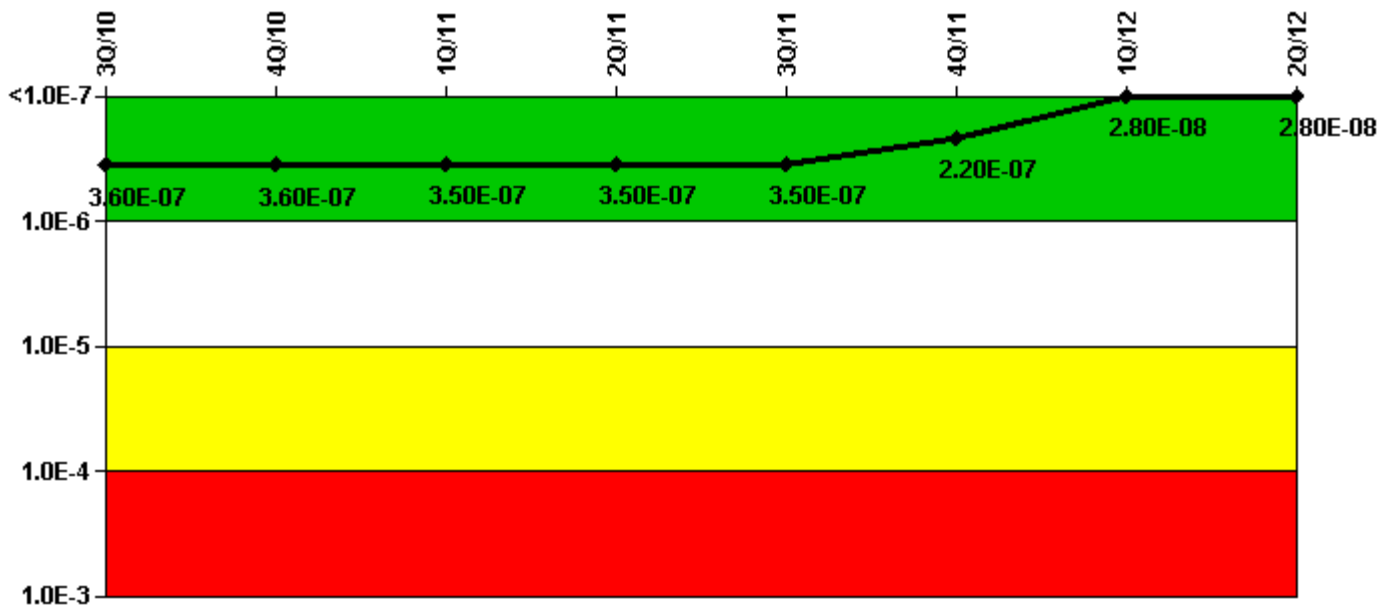
Thresholds: White > 1.00E-6 Yellow > 1.00E-5 Red > 1.00E-4

Notes

Mitigating Systems Performance Index, Residual Heat Removal System	3Q/10	4Q/10	1Q/11	2Q/11	3Q/11	4Q/11	1Q/12	2Q/12
UAI (Δ CDF)	-1.62E-08	-1.62E-08	-1.62E-08	-1.62E-08	-1.62E-08	-1.62E-08	1.53E-08	1.53E-08
URI (Δ CDF)	1.49E-07	1.49E-07	1.56E-07	1.44E-07	1.45E-07	1.45E-07	1.45E-07	1.44E-07
PLE	NO	NO	NO	NO	NO	NO	NO	NO
Indicator value	1.30E-07	1.30E-07	1.40E-07	1.30E-07	1.30E-07	1.30E-07	1.60E-07	1.60E-07

Licensee Comments: none

Mitigating Systems Performance Index, Cooling Water Systems




Thresholds: White > 1.00E-6 Yellow > 1.00E-5 Red > 1.00E-4

Notes

Mitigating Systems Performance Index, Cooling Water Systems	3Q/10	4Q/10	1Q/11	2Q/11	3Q/11	4Q/11	1Q/12	2Q/12
UAI (Δ CDF)	2.53E-07	2.54E-07	2.46E-07	2.43E-07	2.45E-07	1.58E-07	5.54E-09	5.48E-09
URI (Δ CDF)	1.03E-07	1.03E-07	1.03E-07	1.03E-07	1.03E-07	6.28E-08	2.27E-08	2.27E-08
PLE	NO	NO	NO	NO	NO	NO	NO	NO
Indicator value	3.60E-07	3.60E-07	3.50E-07	3.50E-07	3.50E-07	2.20E-07	2.80E-08	2.80E-08

Licensee Comments: none

Reactor Coolant System Activity



Thresholds: White > 50.0 Yellow > 100.0

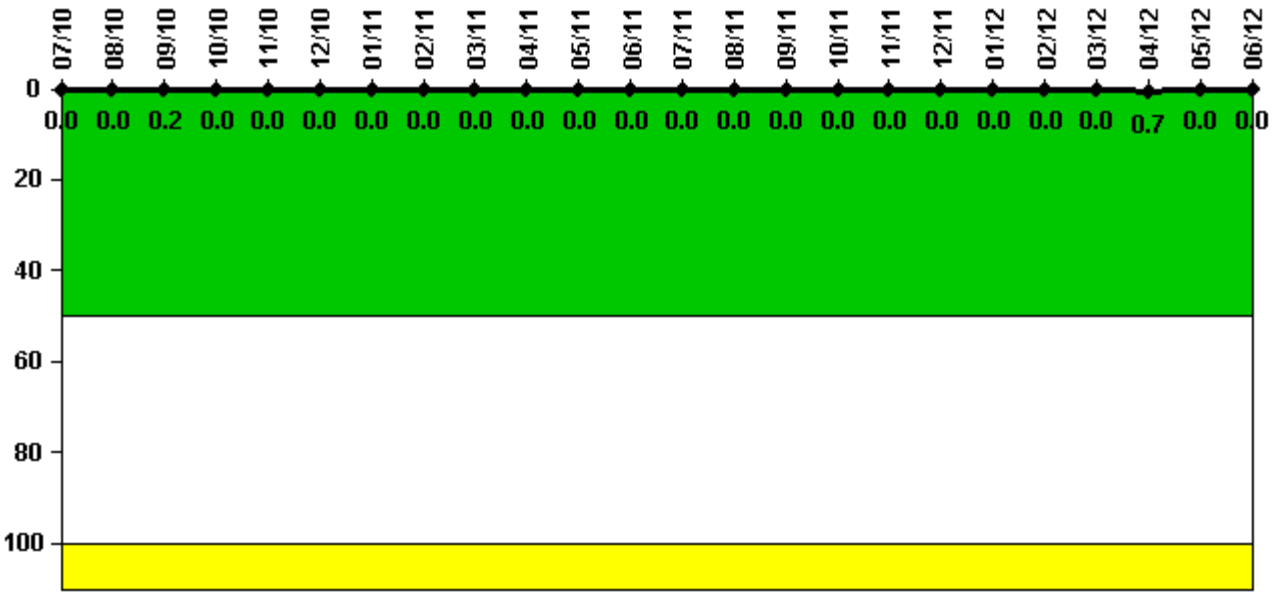
Notes

Reactor Coolant System Activity	7/10	8/10	9/10	10/10	11/10	12/10	1/11	2/11	3/11	4/11	5/11	6/11
Maximum activity	0.000311	0.000379	0.000294	0.000392	0.000323	0.000315	0.000366	0.000339	0.000318	0.000448	0.000103	0.000193
Technical specification limit	1.0	1.0	1.0	1.0	1.0	1.0	1.0	1.0	1.0	1.0	1.0	1.0
Indicator value	0	0	0	0	0	0	0	0	0	0	0	0

Reactor Coolant System Activity	7/11	8/11	9/11	10/11	11/11	12/11	1/12	2/12	3/12	4/12	5/12	6/12
Maximum activity	0.000098	0.000202	0.000108	0.000112	0.000275	0.000256	0.000151	0.000151	0.000235	0.000218	0.000249	0.000198
Technical specification limit	1.0	1.0	1.0	1.0	1.0	1.0	1.0	1.0	1.0	1.0	1.0	1.0
Indicator value	0	0	0	0	0	0	0	0	0	0	0	0

Licensee Comments: none

Reactor Coolant System Leakage



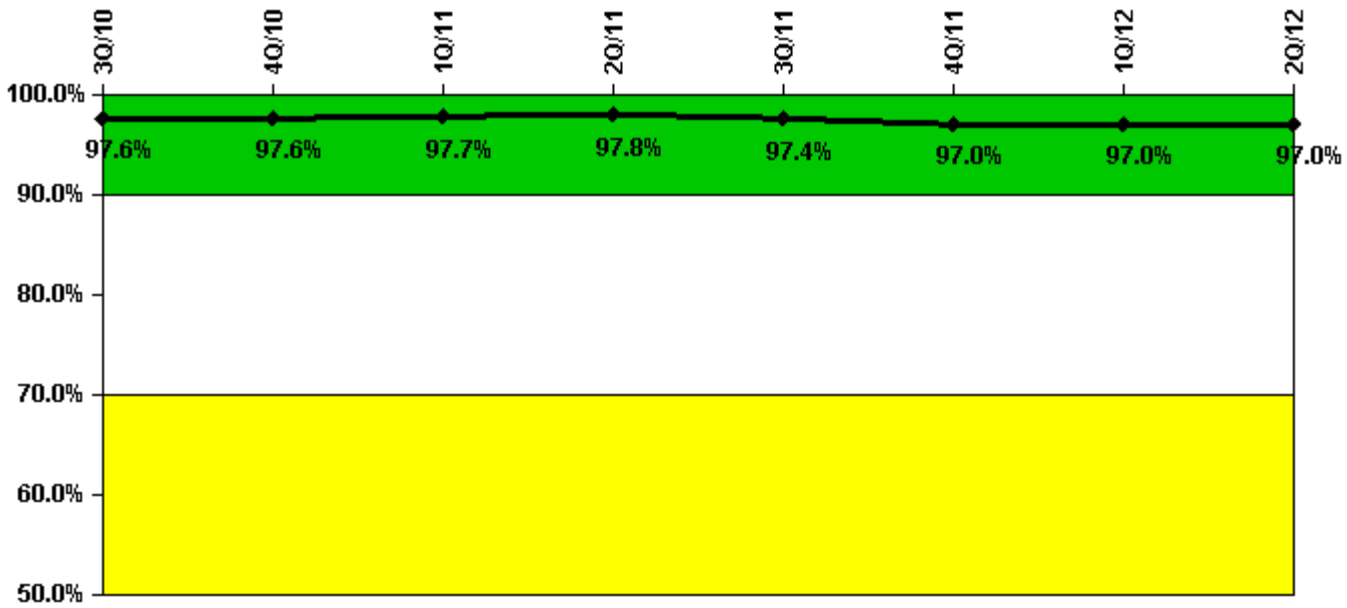
Thresholds: White > 50.0 Yellow > 100.0

Notes

Reactor Coolant System Leakage	7/10	8/10	9/10	10/10	11/10	12/10	1/11	2/11	3/11	4/11	5/11	6/11
Maximum leakage	0	0	0.016	0	0	0	0	0	0	0	0	0
Technical specification limit	10.0	10.0	10.0	10.0	10.0	10.0	10.0	10.0	10.0	10.0	10.0	10.0
Indicator value	0	0	0.2	0	0	0	0	0	0	0	0	0
Reactor Coolant System Leakage	7/11	8/11	9/11	10/11	11/11	12/11	1/12	2/12	3/12	4/12	5/12	6/12
Maximum leakage	0	0	0	0	0	0	0	0	0	0.066	0	0
Technical specification limit	10.0	10.0	10.0	10.0	10.0	10.0	10.0	10.0	10.0	10.0	10.0	10.0
Indicator value	0	0	0	0	0	0	0	0	0	0.7	0	0

Licensee Comments: none

Drill/Exercise Performance



Thresholds: White < 90.0% Yellow < 70.0%

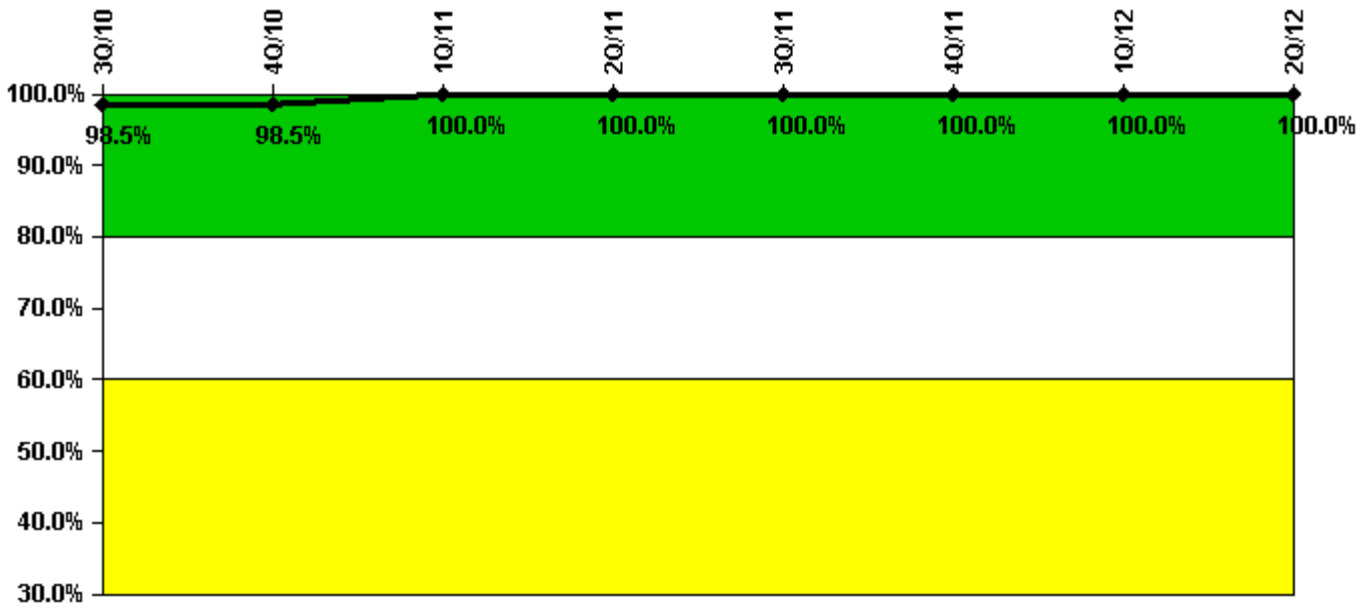
Notes

Drill/Exercise Performance	3Q/10	4Q/10	1Q/11	2Q/11	3Q/11	4Q/11	1Q/12	2Q/12
Successful opportunities	39.0	39.0	43.0	40.0	34.0	72.0	30.0	22.0
Total opportunities	39.0	40.0	44.0	41.0	37.0	75.0	31.0	22.0
Indicator value	97.6%	97.6%	97.7%	97.8%	97.4%	97.0%	97.0%	97.0%

Licensee Comments:

3Q/10: DEP data for September 2010 was changed from 39 to 25 for both total and successful opportunities. No change in color as a result of the correction.

ERO Drill Participation



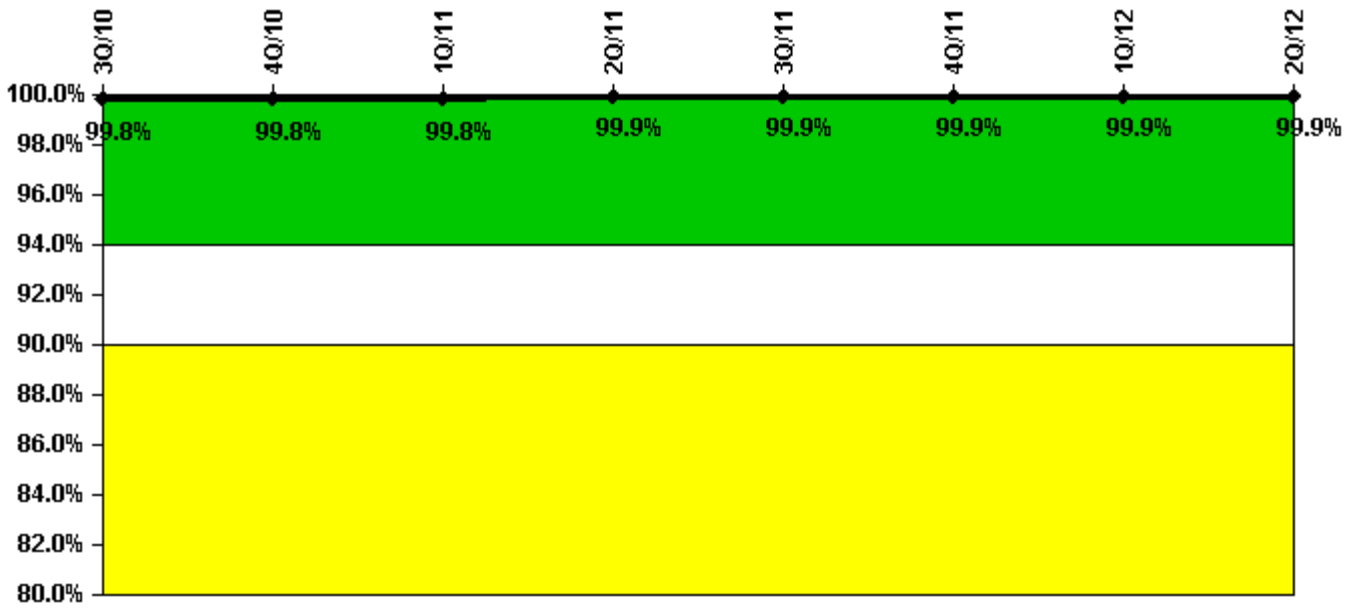
Thresholds: White < 80.0% Yellow < 60.0%

Notes

ERO Drill Participation	3Q/10	4Q/10	1Q/11	2Q/11	3Q/11	4Q/11	1Q/12	2Q/12
Participating Key personnel	130.0	132.0	128.0	130.0	131.0	136.0	136.0	126.0
Total Key personnel	132.0	134.0	128.0	130.0	131.0	136.0	136.0	126.0
Indicator value	98.5%	98.5%	100.0%	100.0%	100.0%	100.0%	100.0%	100.0%

Licensee Comments: none

Alert & Notification System



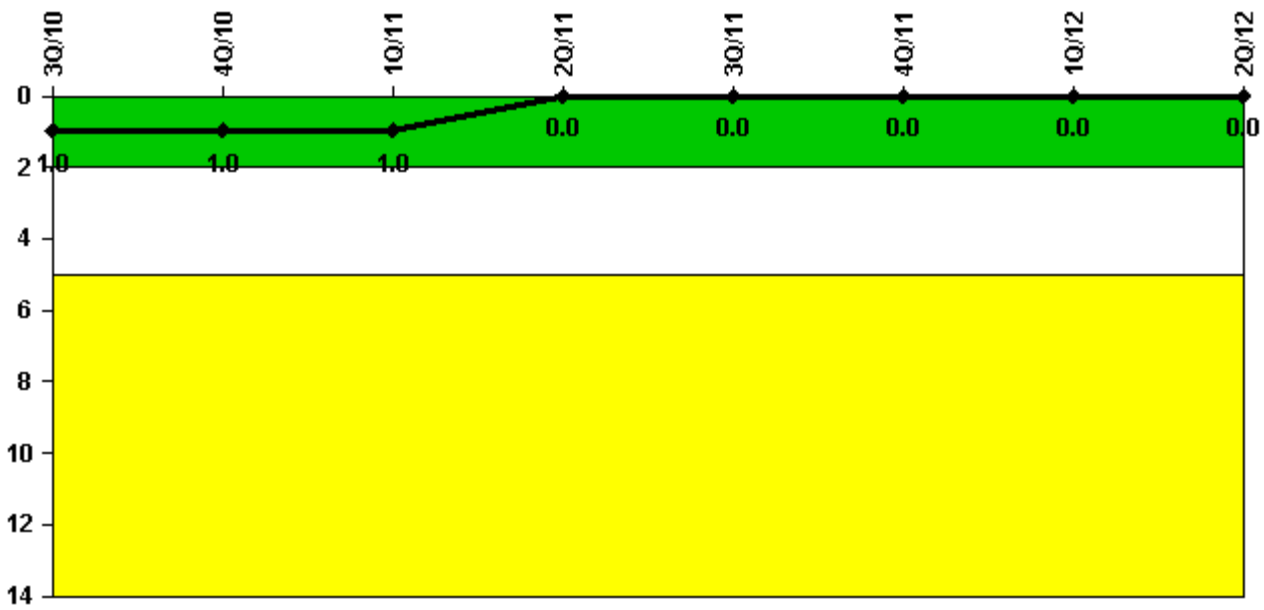
Thresholds: **White** < 94.0% **Yellow** < 90.0%

Notes

Alert & Notification System	3Q/10	4Q/10	1Q/11	2Q/11	3Q/11	4Q/11	1Q/12	2Q/12
Successful siren-tests	496	497	497	497	496	497	497	497
Total sirens-tests	497	497	497	497	497	497	497	497
Indicator value	99.8%	99.8%	99.8%	99.9%	99.9%	99.9%	99.9%	99.9%

Licensee Comments: none

Occupational Exposure Control Effectiveness



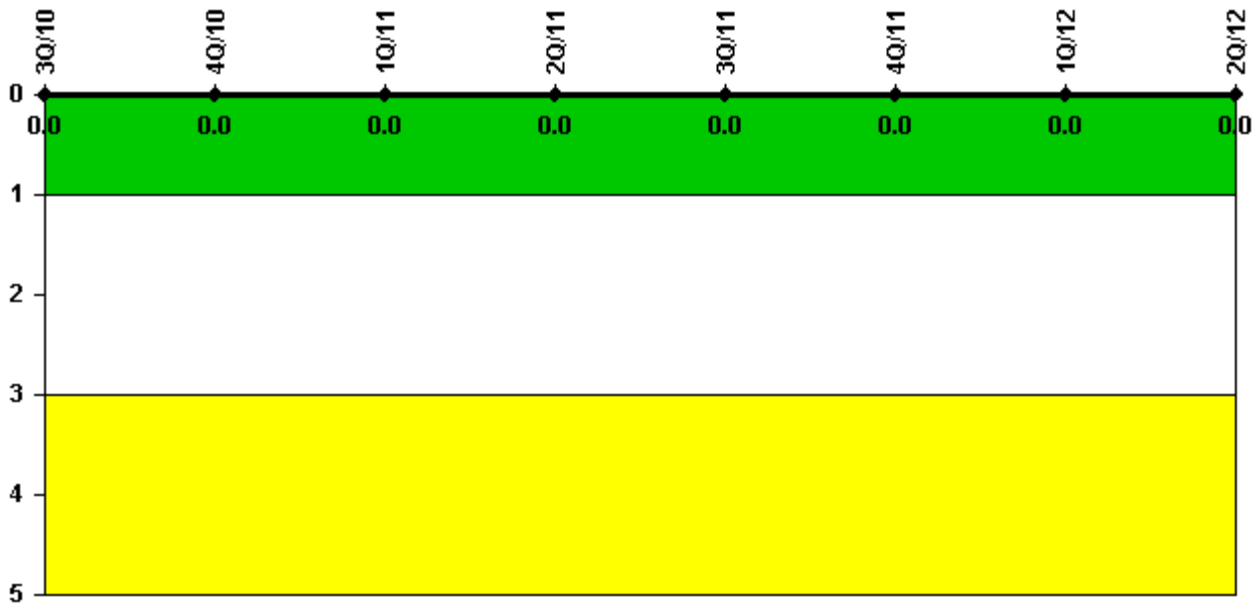
Thresholds: White > 2.0 Yellow > 5.0

Notes

Occupational Exposure Control Effectiveness	3Q/10	4Q/10	1Q/11	2Q/11	3Q/11	4Q/11	1Q/12	2Q/12
High radiation area occurrences	0	0	0	0	0	0	0	0
Very high radiation area occurrences	0	0	0	0	0	0	0	0
Unintended exposure occurrences	0	0	0	0	0	0	0	0
Indicator value	1	1	1	0	0	0	0	0

Licensee Comments: none

RETS/ODCM Radiological Effluent



Thresholds: White > 1.0 Yellow > 3.0

Notes

RETS/ODCM Radiological Effluent	3Q/10	4Q/10	1Q/11	2Q/11	3Q/11	4Q/11	1Q/12	2Q/12
RETS/ODCM occurrences	0	0	0	0	0	0	0	0
Indicator value	0	0	0	0	0	0	0	0

Licensee Comments: none

Although the Security Cornerstone is included in the Reactor Oversight Process assessment program, the Commission has decided that specific information related to findings and performance indicators pertaining to the Security Cornerstone will not be publicly available to ensure that security information is not provided to a possible adversary. Other than the fact that a finding or performance indicator is Green or Greater-Than-Green, security related information will not be displayed on the public web page.
