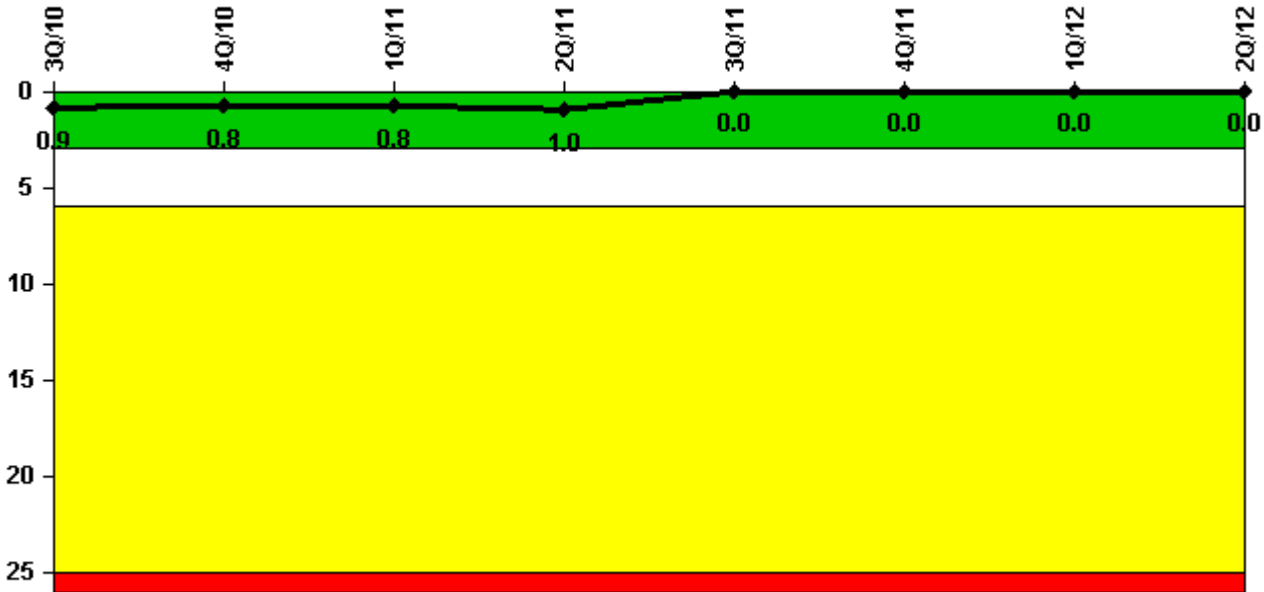


Oconee 1

2Q/2012 Performance Indicators

Licensee's General Comments: none

Unplanned Scrams per 7000 Critical Hrs



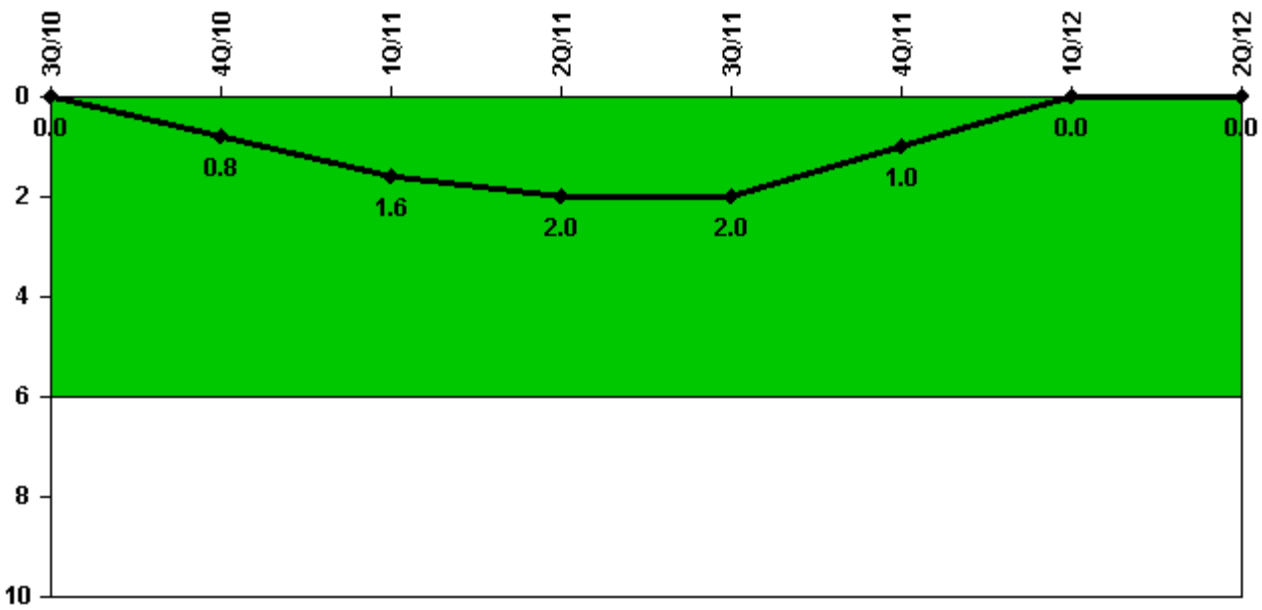
Thresholds: White > 3.0 Yellow > 6.0 Red > 25.0

Notes

Unplanned Scrams per 7000 Critical Hrs	3Q/10	4Q/10	1Q/11	2Q/11	3Q/11	4Q/11	1Q/12	2Q/12
Unplanned scrams	1.0	0	0	0	0	0	0	0
Critical hours	2170.9	2209.0	1976.6	553.6	2208.0	2209.0	2183.0	2184.0
Indicator value	0.9	0.8	0.8	1.0	0	0	0	0

Licensee Comments: none

Unplanned Power Changes per 7000 Critical Hrs



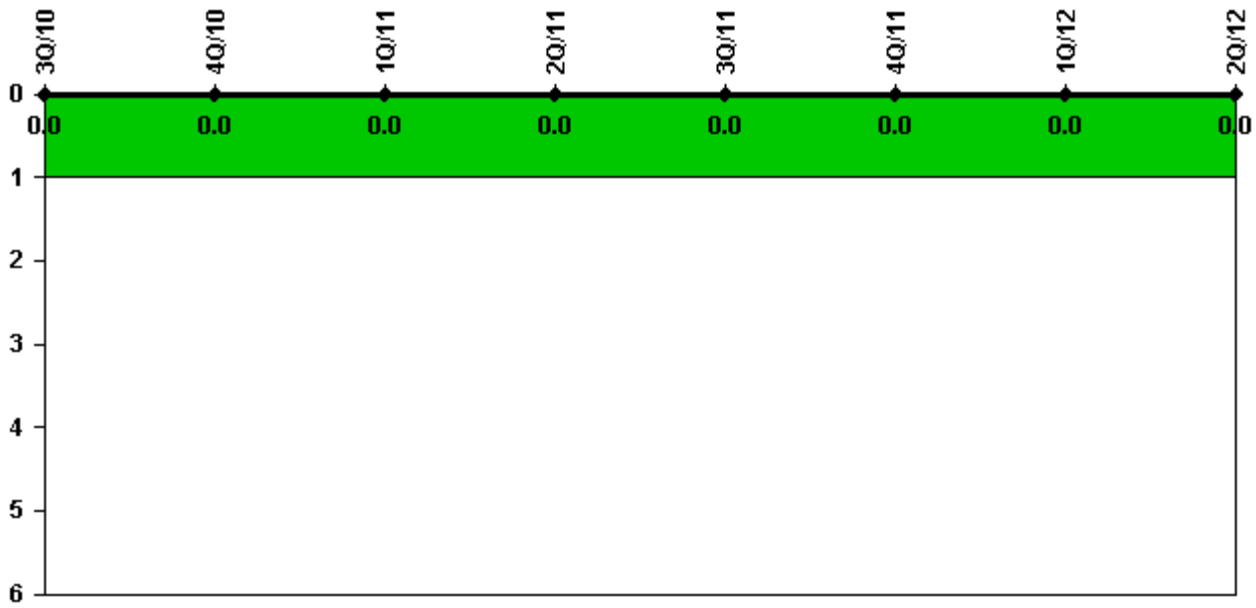
Thresholds: White > 6.0

Notes

Unplanned Power Changes per 7000 Critical Hrs	3Q/10	4Q/10	1Q/11	2Q/11	3Q/11	4Q/11	1Q/12	2Q/12
Unplanned power changes	0	1.0	1.0	0	0	0	0	0
Critical hours	2170.9	2209.0	1976.6	553.6	2208.0	2209.0	2183.0	2184.0
Indicator value	0	0.8	1.6	2.0	2.0	1.0	0	0

Licensee Comments: none

Unplanned Scrams with Complications



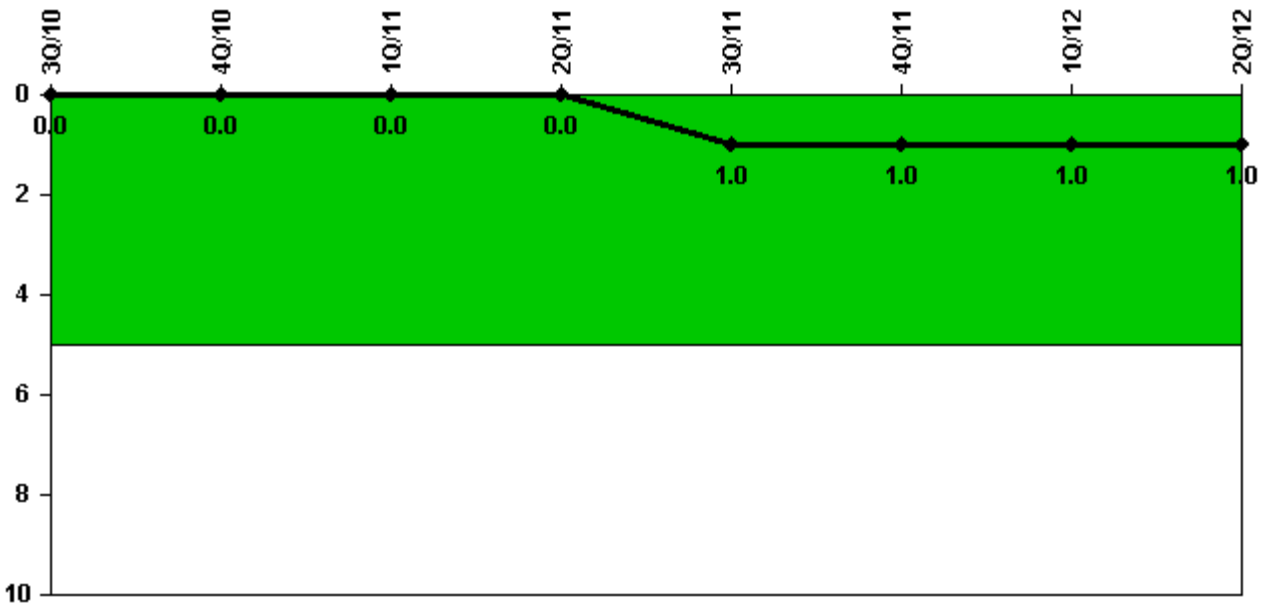
Thresholds: White > 1.0

Notes

Unplanned Scrams with Complications	3Q/10	4Q/10	1Q/11	2Q/11	3Q/11	4Q/11	1Q/12	2Q/12
Scrams with complications	0	0	0	0	0	0	0	0
Indicator value	0.0	0.0	0.0	0.0	0.0	0.0	0.0	0.0

Licensee Comments: none

Safety System Functional Failures (PWR)



Thresholds: White > 5.0

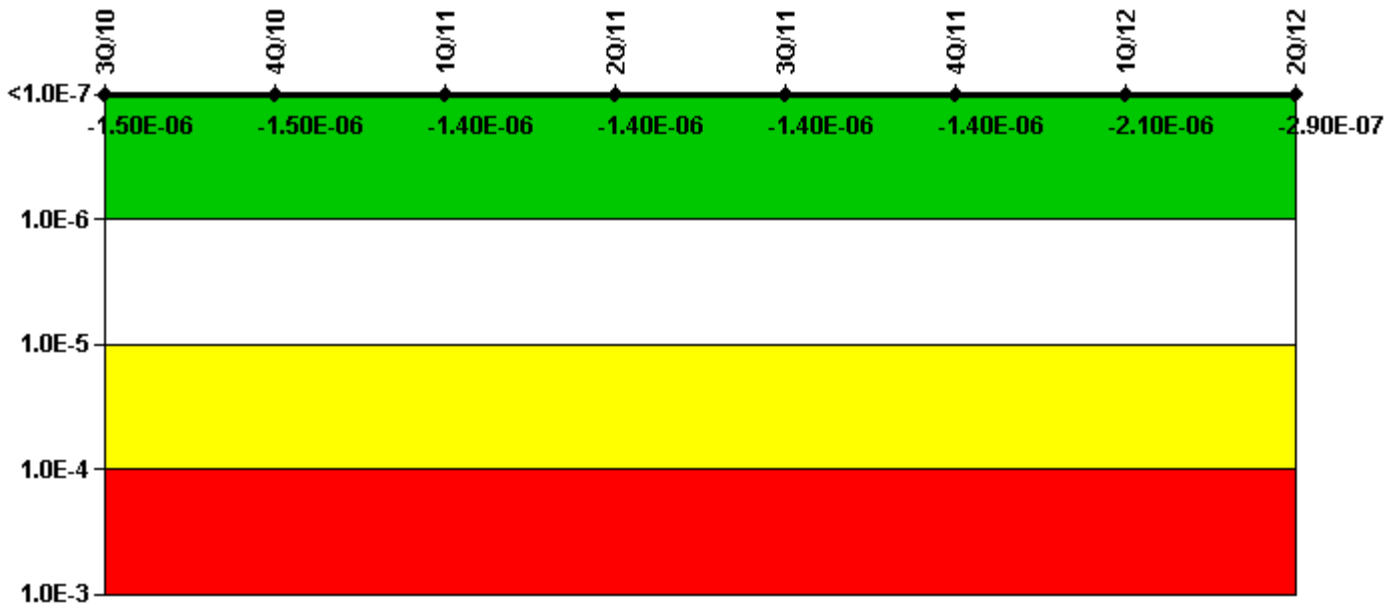
Notes

Safety System Functional Failures (PWR)	3Q/10	4Q/10	1Q/11	2Q/11	3Q/11	4Q/11	1Q/12	2Q/12
Safety System Functional Failures	0	0	0	0	1	0	0	0
Indicator value	0	0	0	0	1	1	1	1

Licensee Comments:

3Q/11: Unit 1 LER 269/2011-05, Reactor Protection System Overpower Flux/Flow Imbalance Channels Inoperable

Mitigating Systems Performance Index, Emergency AC Power System



Thresholds: White > 1.00E-6 Yellow > 1.00E-5 Red > 1.00E-4

Notes

Mitigating Systems Performance Index, Emergency AC Power System	3Q/10	4Q/10	1Q/11	2Q/11	3Q/11	4Q/11	1Q/12	2Q/12
UAI (Δ CDF)	3.52E-07	3.75E-07	6.36E-07	5.98E-07	4.57E-07	5.01E-07	-2.76E-08	3.45E-08
URI (Δ CDF)	-1.86E-06	-1.86E-06	-2.04E-06	-2.04E-06	-1.86E-06	-1.86E-06	-2.04E-06	-3.27E-07
PLE	NO	NO	NO	NO	NO	NO	NO	NO
Indicator value	-1.50E-06	-1.50E-06	-1.40E-06	-1.40E-06	-1.40E-06	-1.40E-06	-2.10E-06	-2.90E-07

Licensee Comments:

1Q/12: Changed PRA Parameter(s). Grayed unchecked MSPI & URI being investigated, no errors in Derivation Reports

4Q/11: Changed PRA Parameter(s).

3Q/11: Changed PRA Parameter(s).

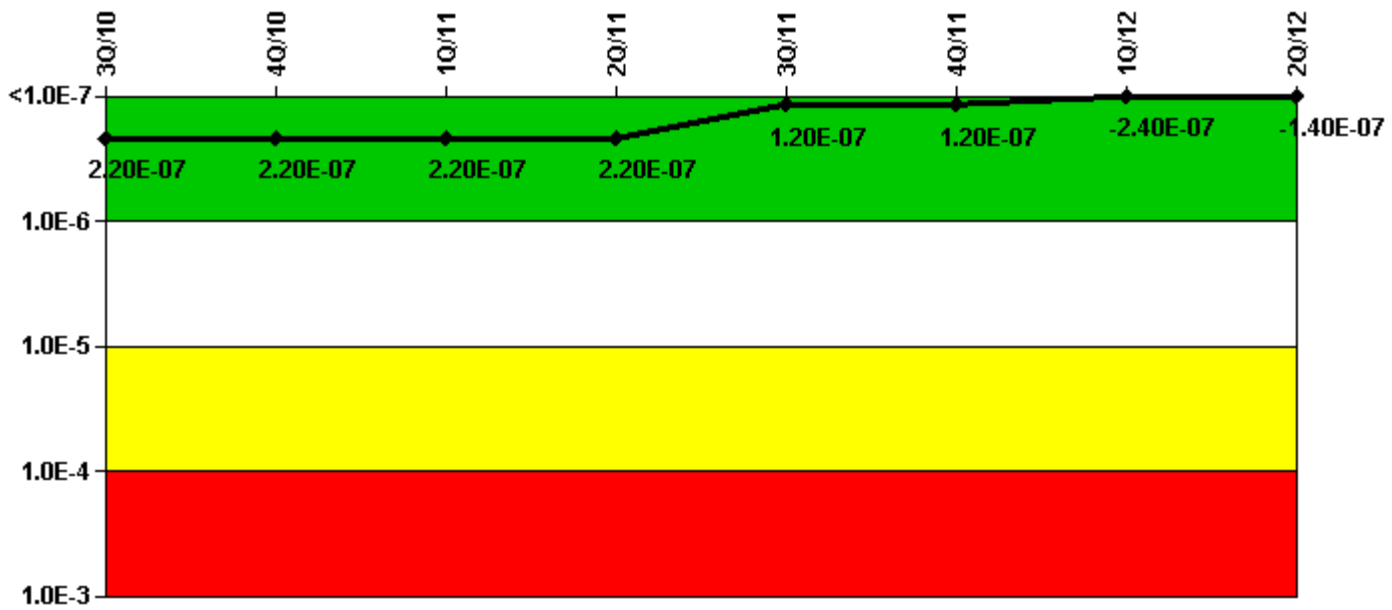
2Q/11: Changed PRA Parameter(s).

1Q/11: Changed PRA Parameter(s).

4Q/10: Changed PRA Parameter(s).

3Q/10: Changed PRA Parameter(s).

Mitigating Systems Performance Index, High Pressure Injection System



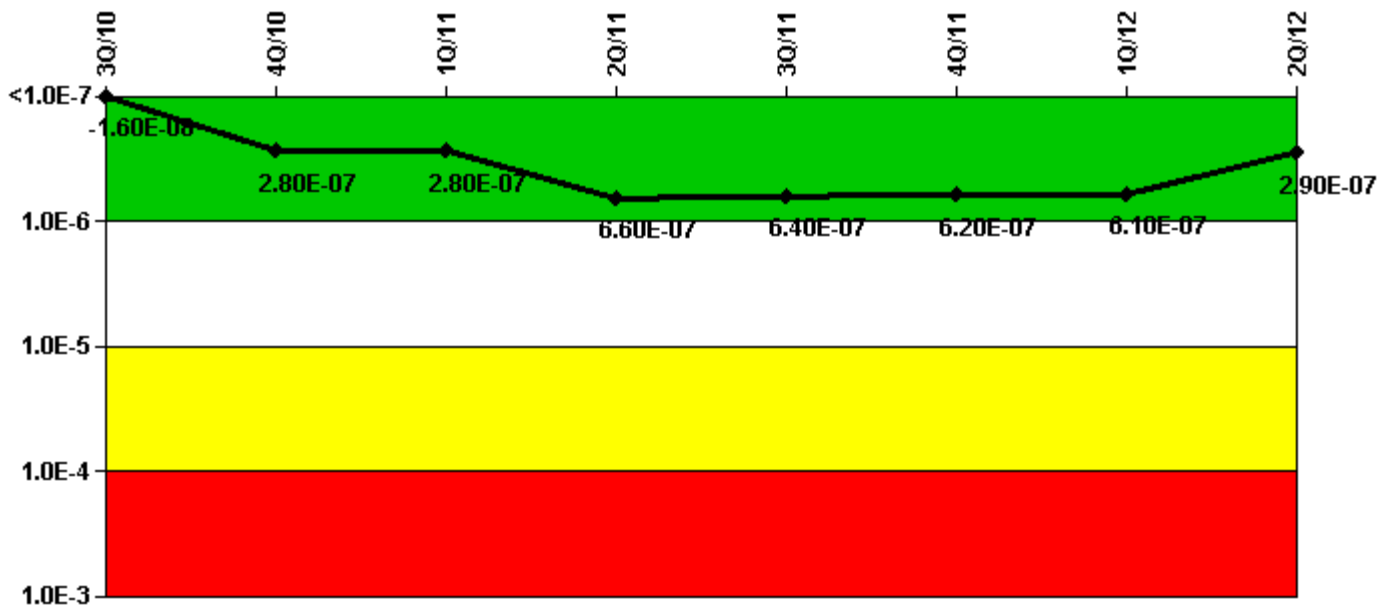
Thresholds: White > 1.00E-6 Yellow > 1.00E-5 Red > 1.00E-4

Notes

Mitigating Systems Performance Index, High Pressure Injection System	3Q/10	4Q/10	1Q/11	2Q/11	3Q/11	4Q/11	1Q/12	2Q/12
UAI (Δ CDF)	-2.72E-08	-2.72E-08	-2.67E-08	-2.58E-08	-3.16E-08	-3.16E-08	-6.19E-08	-7.59E-10
URI (Δ CDF)	2.50E-07	2.50E-07	2.50E-07	2.50E-07	1.50E-07	1.50E-07	-1.73E-07	-1.34E-07
PLE	NO	NO	NO	NO	NO	NO	NO	NO
Indicator value	2.20E-07	2.20E-07	2.20E-07	2.20E-07	1.20E-07	1.20E-07	-2.40E-07	-1.40E-07

Licensee Comments: none

Mitigating Systems Performance Index, Heat Removal System



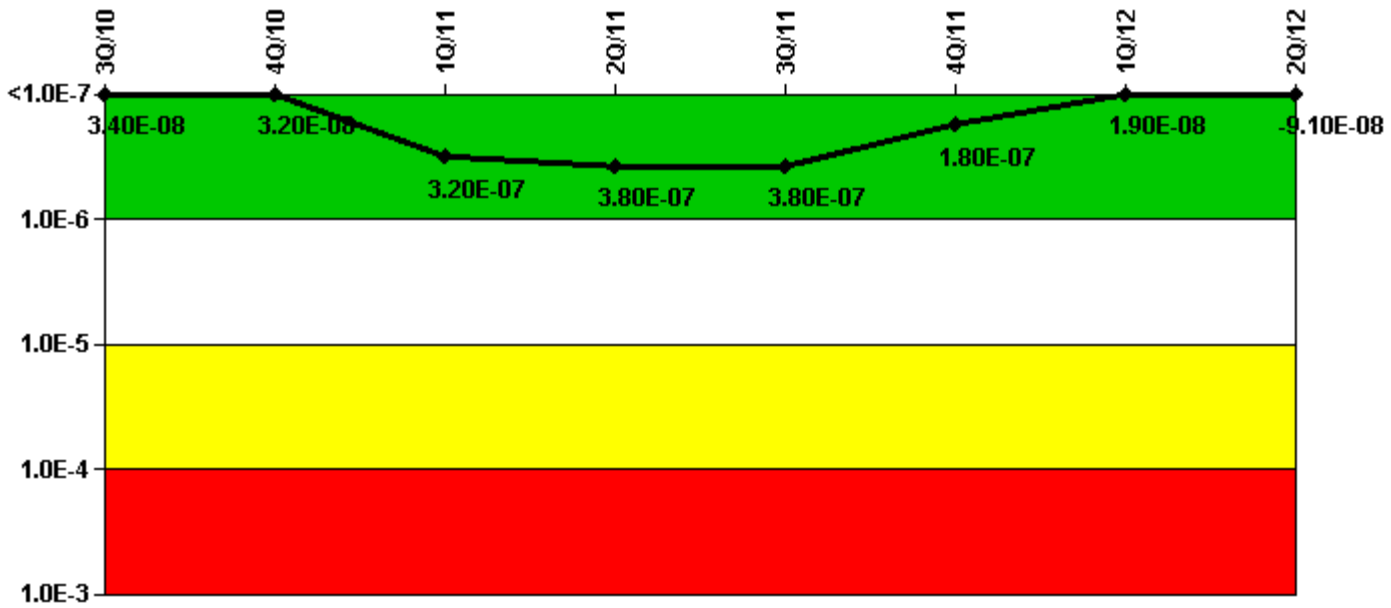
Thresholds: White > 1.00E-6 Yellow > 1.00E-5 Red > 1.00E-4

Notes

Mitigating Systems Performance Index, Heat Removal System	3Q/10	4Q/10	1Q/11	2Q/11	3Q/11	4Q/11	1Q/12	2Q/12
UAI (ΔCDF)	1.72E-07	1.82E-07	1.81E-07	1.41E-07	1.21E-07	9.94E-08	9.57E-08	7.60E-08
URI (ΔCDF)	-1.88E-07	1.03E-07	1.03E-07	5.19E-07	5.19E-07	5.19E-07	5.19E-07	2.12E-07
PLE	NO	NO	NO	NO	NO	NO	NO	NO
Indicator value	-1.60E-08	2.80E-07	2.80E-07	6.60E-07	6.40E-07	6.20E-07	6.10E-07	2.90E-07

Licensee Comments: none

Mitigating Systems Performance Index, Residual Heat Removal System



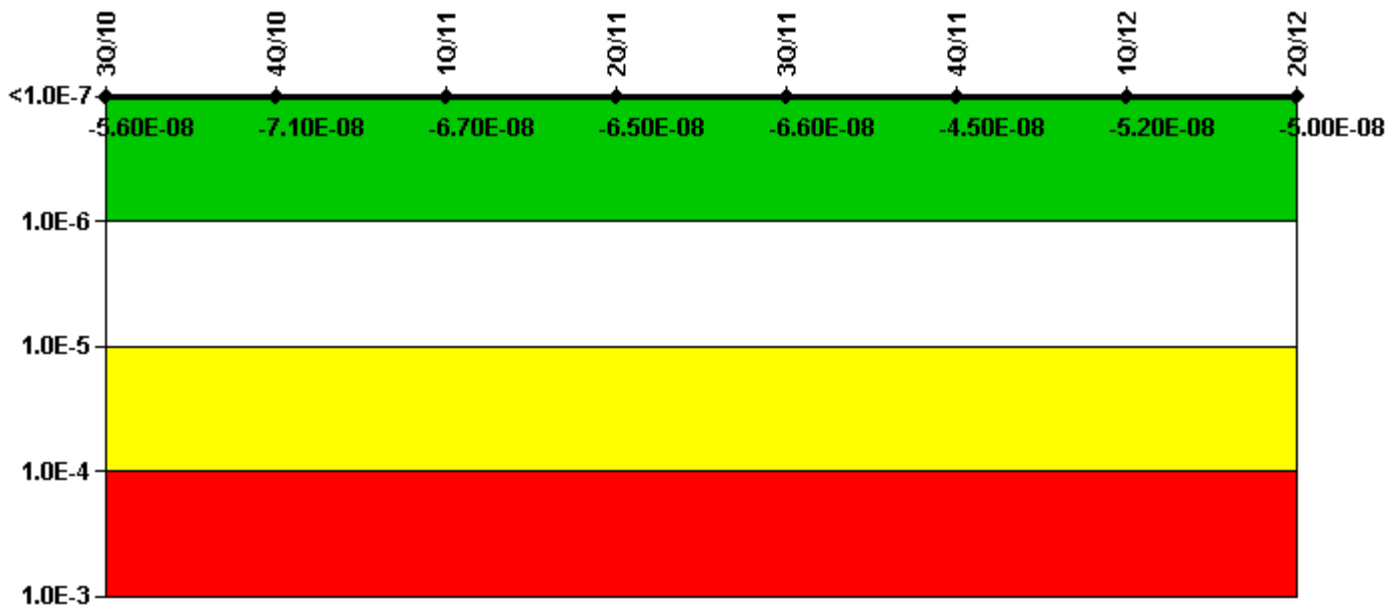
Thresholds: White > 1.00E-6 Yellow > 1.00E-5 Red > 1.00E-4

Notes

Mitigating Systems Performance Index, Residual Heat Removal System	3Q/10	4Q/10	1Q/11	2Q/11	3Q/11	4Q/11	1Q/12	2Q/12
UAI (ΔCDF)	1.59E-07	1.57E-07	4.44E-07	5.06E-07	5.07E-07	3.04E-07	1.45E-07	5.68E-09
URI (ΔCDF)	-1.25E-07	-1.25E-07	-1.25E-07	-1.25E-07	-1.25E-07	-1.25E-07	-1.25E-07	-9.65E-08
PLE	NO	NO	NO	NO	NO	NO	NO	NO
Indicator value	3.40E-08	3.20E-08	3.20E-07	3.80E-07	3.80E-07	1.80E-07	1.90E-08	-9.10E-08

Licensee Comments: none

Mitigating Systems Performance Index, Cooling Water Systems



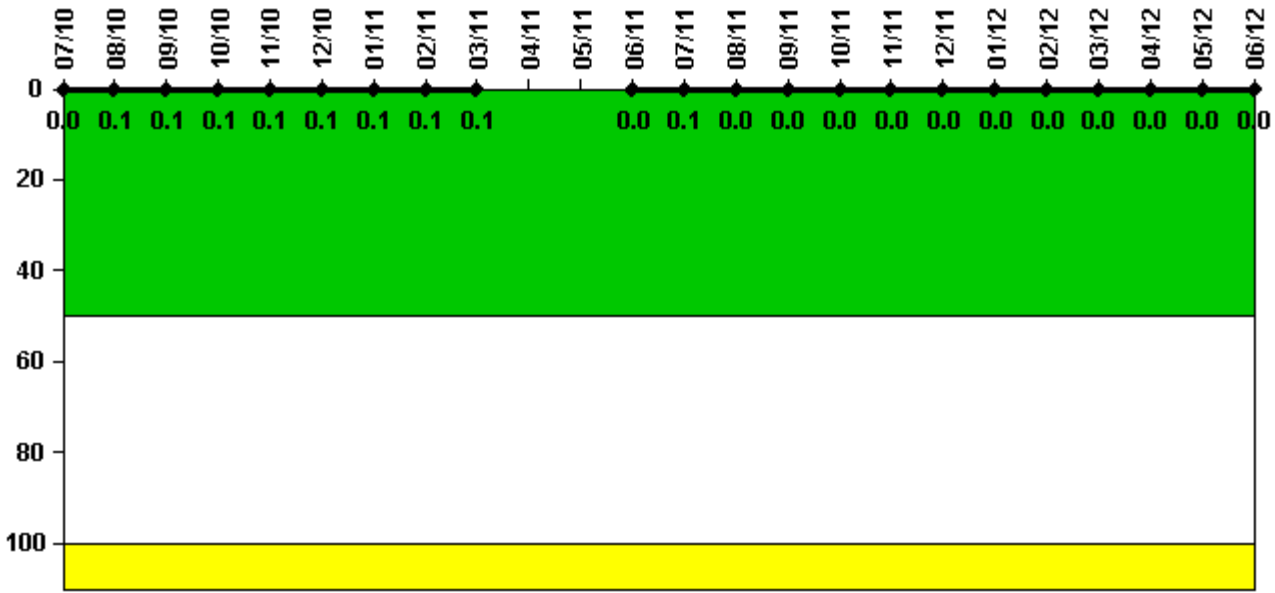
Thresholds: White > 1.00E-6 Yellow > 1.00E-5 Red > 1.00E-4

Notes

Mitigating Systems Performance Index, Cooling Water Systems	3Q/10	4Q/10	1Q/11	2Q/11	3Q/11	4Q/11	1Q/12	2Q/12
UAI (Δ CDF)	-1.35E-08	-2.94E-08	-2.51E-08	-2.30E-08	-2.41E-08	-3.38E-09	-9.75E-09	-1.98E-08
URI (Δ CDF)	-4.20E-08	-4.20E-08	-4.20E-08	-4.20E-08	-4.20E-08	-4.20E-08	-4.20E-08	-3.00E-08
PLE	NO	NO	NO	NO	NO	NO	NO	NO
Indicator value	-5.60E-08	-7.10E-08	-6.70E-08	-6.50E-08	-6.60E-08	-4.50E-08	-5.20E-08	-5.00E-08

Licensee Comments: none

Reactor Coolant System Activity



Thresholds: White > 50.0 Yellow > 100.0

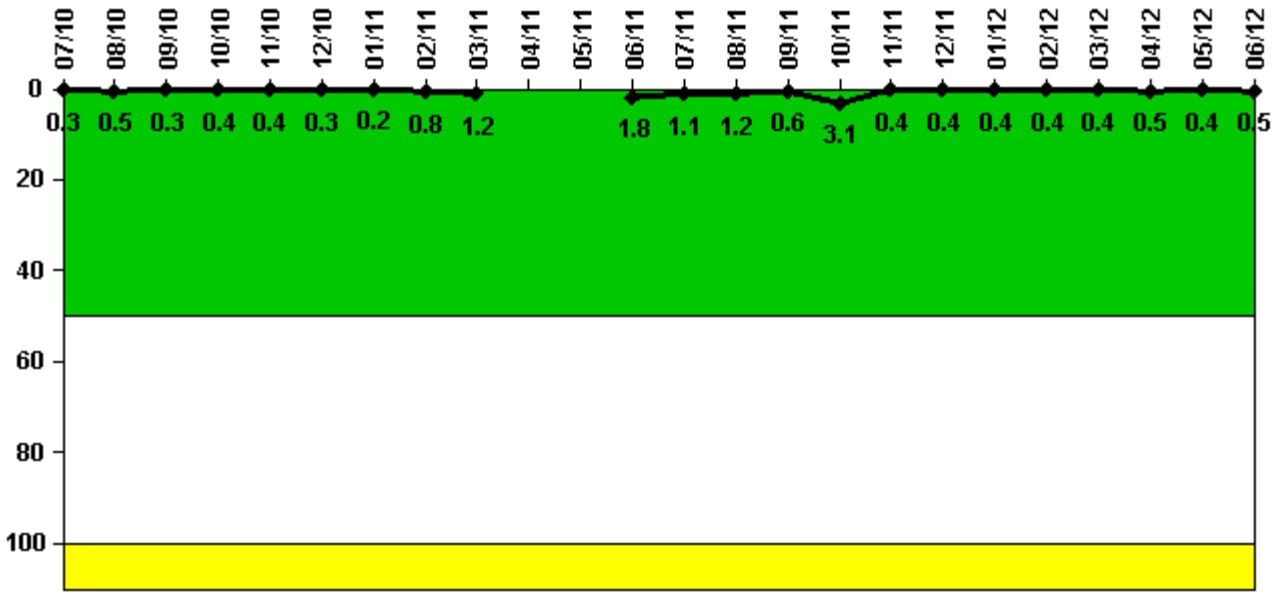
Notes

Reactor Coolant System Activity	7/10	8/10	9/10	10/10	11/10	12/10	1/11	2/11	3/11	4/11	5/11	6/11
Maximum activity	0.000347	0.000893	0.000788	0.000618	0.000731	0.000750	0.000868	0.000844	0.000849	N/A	N/A	0.000334
Technical specification limit	1.0	1.0	1.0	1.0	1.0	1.0	1.0	1.0	1.0	1.0	1.0	1.0
Indicator value	0	0.1	0.1	0.1	0.1	0.1	0.1	0.1	0.1	N/A	N/A	0

Reactor Coolant System Activity	7/11	8/11	9/11	10/11	11/11	12/11	1/12	2/12	3/12	4/12	5/12	6/12
Maximum activity	0.000542	0.000300	0.000266	0.000229	0.000315	0.000375	0.000279	0.000295	0.000289	0.000473	0.000427	0.000384
Technical specification limit	1.0	1.0	1.0	1.0	1.0	1.0	1.0	1.0	1.0	1.0	1.0	1.0
Indicator value	0.1	0	0	0	0	0	0	0	0	0	0	0

Licensee Comments: none

Reactor Coolant System Leakage



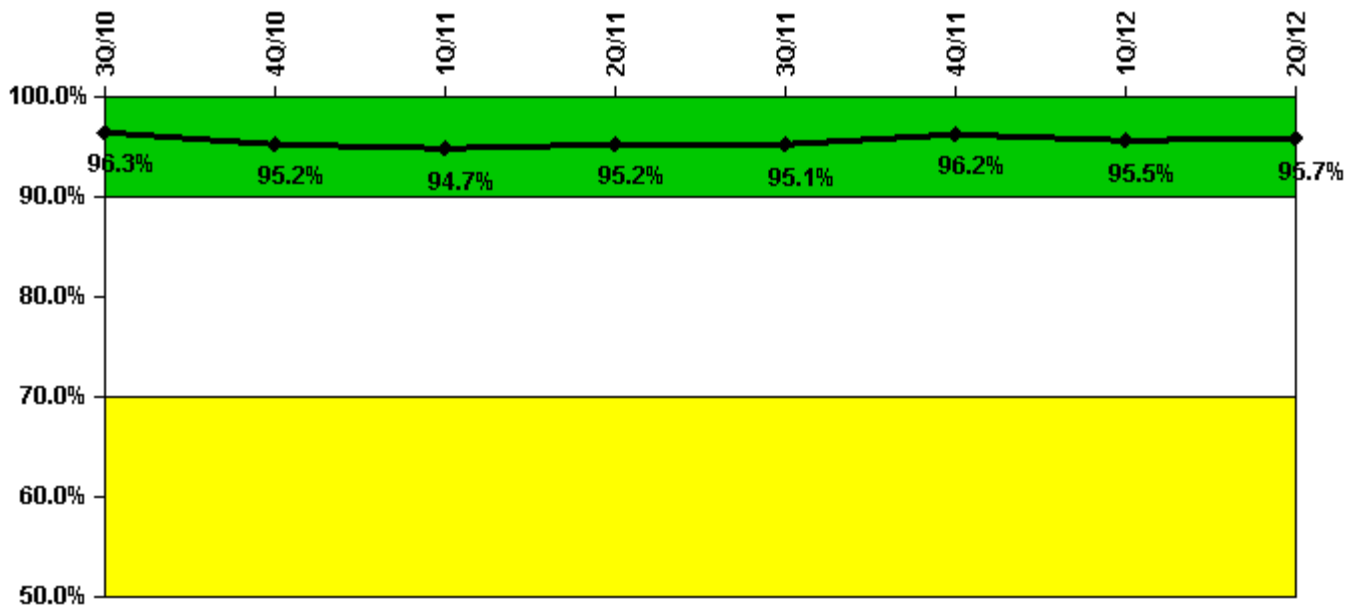
Thresholds: White > 50.0 Yellow > 100.0

Notes

Reactor Coolant System Leakage	7/10	8/10	9/10	10/10	11/10	12/10	1/11	2/11	3/11	4/11	5/11	6/11
Maximum leakage	0.032	0.047	0.028	0.039	0.038	0.031	0.022	0.076	0.121	N/A	N/A	0.180
Technical specification limit	10.0	10.0	10.0	10.0	10.0	10.0	10.0	10.0	10.0	10.0	10.0	10.0
Indicator value	0.3	0.5	0.3	0.4	0.4	0.3	0.2	0.8	1.2	N/A	N/A	1.8
Reactor Coolant System Leakage	7/11	8/11	9/11	10/11	11/11	12/11	1/12	2/12	3/12	4/12	5/12	6/12
Maximum leakage	0.107	0.124	0.058	0.314	0.036	0.041	0.039	0.044	0.038	0.050	0.038	0.050
Technical specification limit	10.0	10.0	10.0	10.0	10.0	10.0	10.0	10.0	10.0	10.0	10.0	10.0
Indicator value	1.1	1.2	0.6	3.1	0.4	0.4	0.4	0.4	0.4	0.5	0.4	0.5

Licensee Comments: none

Drill/Exercise Performance



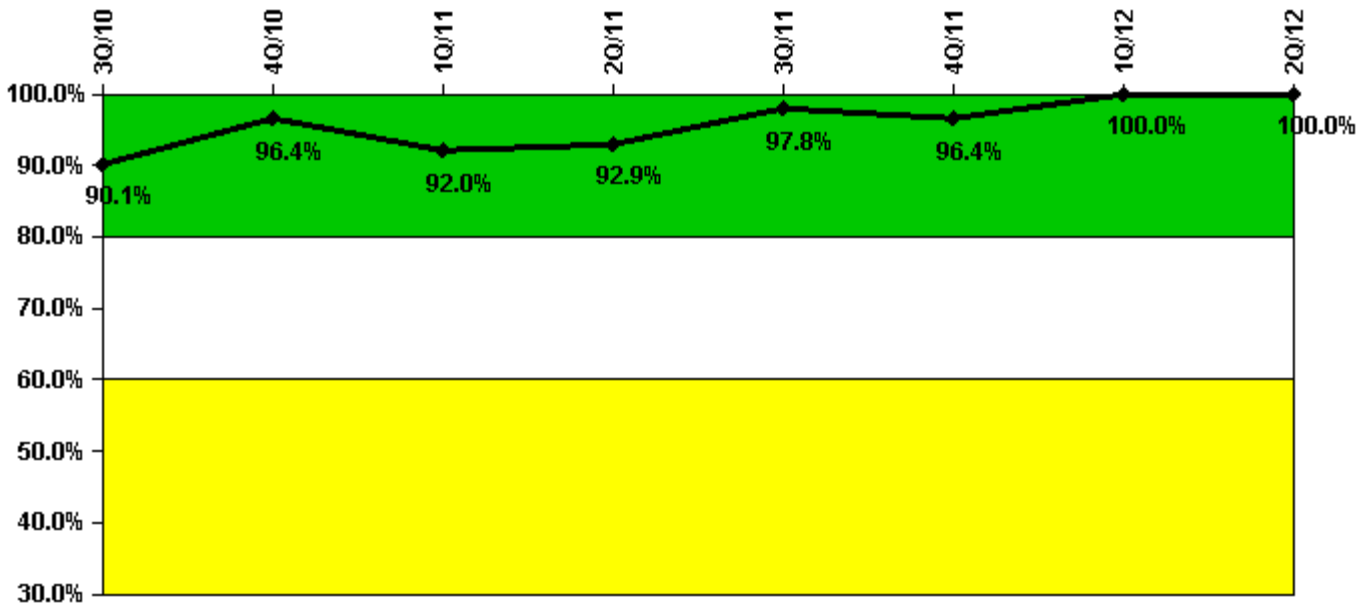
Thresholds: White < 90.0% Yellow < 70.0%

Notes

Drill/Exercise Performance	3Q/10	4Q/10	1Q/11	2Q/11	3Q/11	4Q/11	1Q/12	2Q/12
Successful opportunities	24.0	13.0	28.0	16.0	39.0	18.0	48.0	12.0
Total opportunities	27.0	15.0	29.0	16.0	40.0	18.0	50.0	12.0
Indicator value	96.3%	95.2%	94.7%	95.2%	95.1%	96.2%	95.5%	95.7%

Licensee Comments: none

ERO Drill Participation



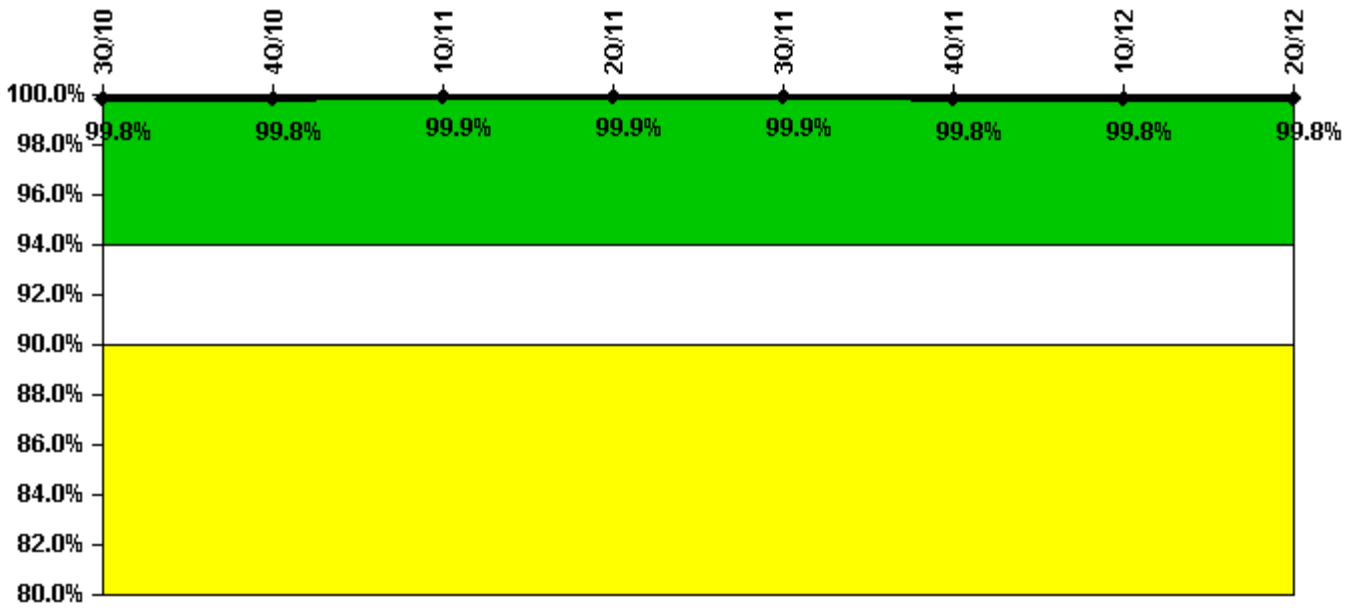
Thresholds: White < 80.0% Yellow < 60.0%

Notes

ERO Drill Participation	3Q/10	4Q/10	1Q/11	2Q/11	3Q/11	4Q/11	1Q/12	2Q/12
Participating Key personnel	127.0	132.0	127.0	130.0	136.0	135.0	133.0	132.0
Total Key personnel	141.0	137.0	138.0	140.0	139.0	140.0	133.0	132.0
Indicator value	90.1%	96.4%	92.0%	92.9%	97.8%	96.4%	100.0%	100.0%

Licensee Comments: none

Alert & Notification System



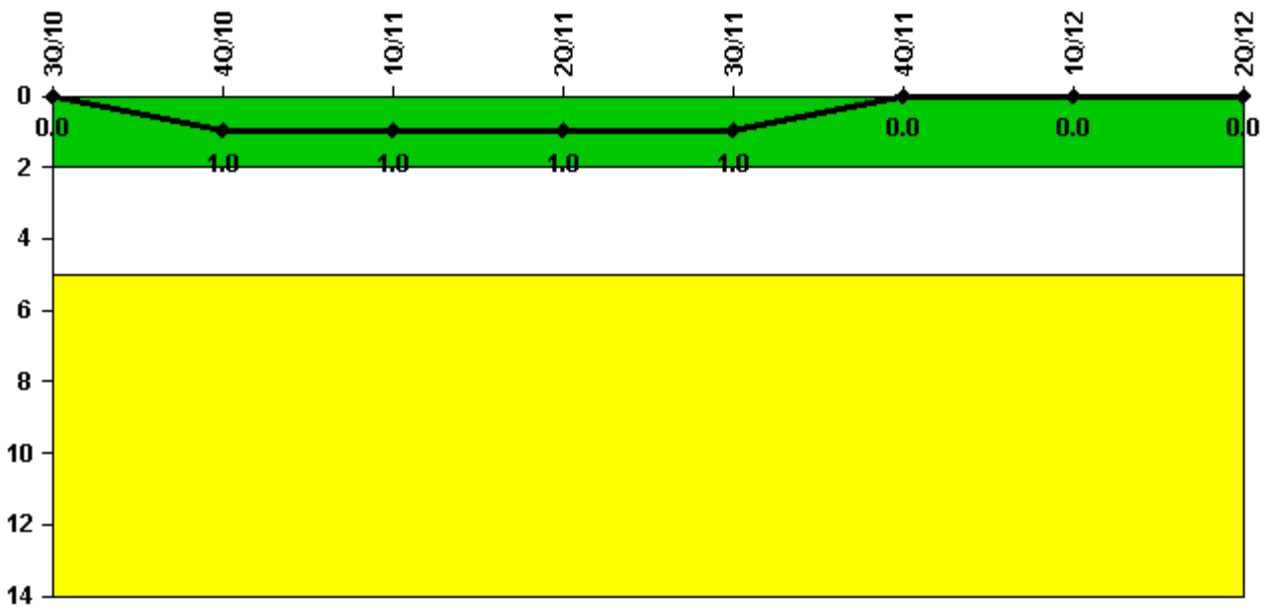
Thresholds: White < 94.0% Yellow < 90.0%

Notes

Alert & Notification System	3Q/10	4Q/10	1Q/11	2Q/11	3Q/11	4Q/11	1Q/12	2Q/12
Successful siren-tests	1753	1752	1753	1751	1753	1687	1753	1686
Total sirens-tests	1755	1752	1755	1755	1755	1690	1755	1690
Indicator value	99.8%	99.8%	99.9%	99.9%	99.9%	99.8%	99.8%	99.8%

Licensee Comments: none

Occupational Exposure Control Effectiveness



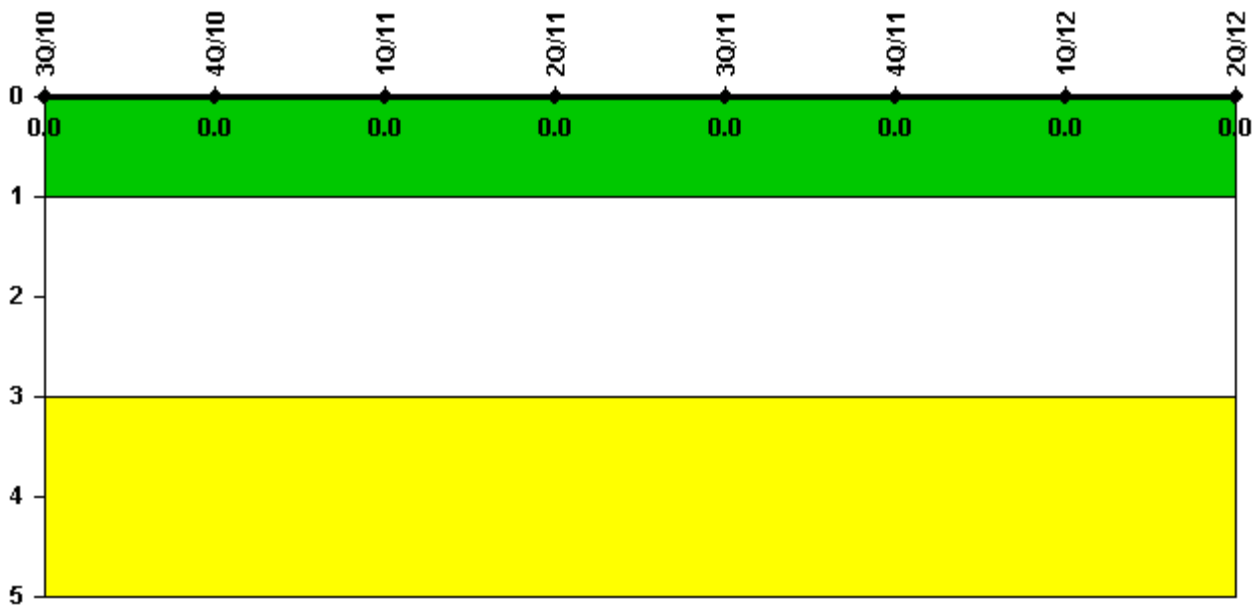
Thresholds: White > 2.0 Yellow > 5.0

Notes

Occupational Exposure Control Effectiveness	3Q/10	4Q/10	1Q/11	2Q/11	3Q/11	4Q/11	1Q/12	2Q/12
High radiation area occurrences	0	1	0	0	0	0	0	0
Very high radiation area occurrences	0	0	0	0	0	0	0	0
Unintended exposure occurrences	0	0	0	0	0	0	0	0
Indicator value	0	1	1	1	1	0	0	0

Licensee Comments: none

RETS/ODCM Radiological Effluent



Thresholds: White > 1.0 Yellow > 3.0

Notes

RETS/ODCM Radiological Effluent	3Q/10	4Q/10	1Q/11	2Q/11	3Q/11	4Q/11	1Q/12	2Q/12
RETS/ODCM occurrences	0	0	0	0	0	0	0	0
Indicator value	0	0	0	0	0	0	0	0

Licensee Comments: none

Although the Security Cornerstone is included in the Reactor Oversight Process assessment program, the Commission has decided that specific information related to findings and performance indicators pertaining to the Security Cornerstone will not be publicly available to ensure that security information is not provided to a possible adversary. Other than the fact that a finding or performance indicator is Green or Greater-Than-Green, security related information will not be displayed on the public web page.
