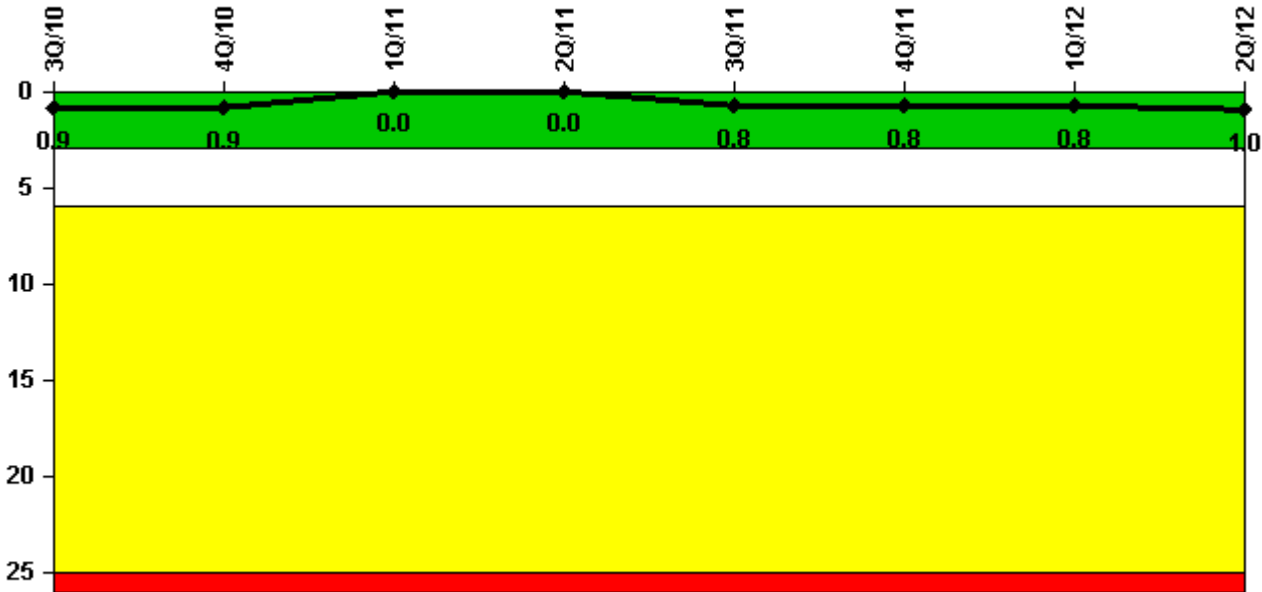


# Nine Mile Point 2

## 2Q/2012 Performance Indicators

Licensee's General Comments: none

### Unplanned Scrams per 7000 Critical Hrs



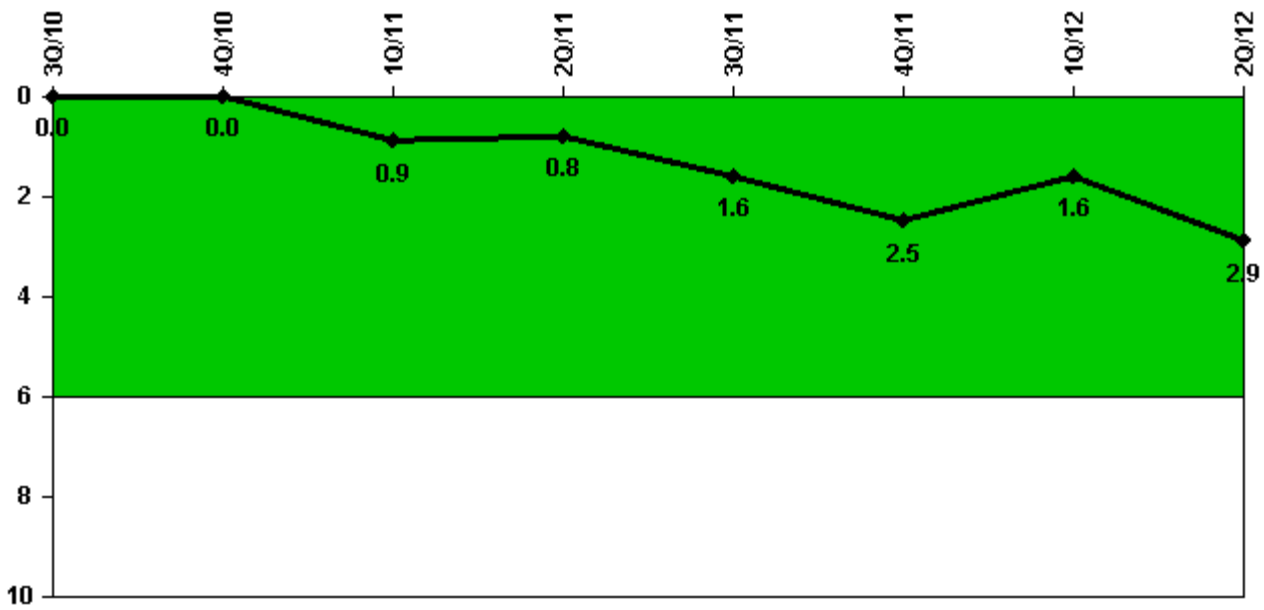
Thresholds: White > 3.0 Yellow > 6.0 Red > 25.0

### Notes

Unplanned Scrams per 7000 Critical Hrs	3Q/10	4Q/10	1Q/11	2Q/11	3Q/11	4Q/11	1Q/12	2Q/12
Unplanned scrams	0	0	0	0	1.0	0	0	0
Critical hours	2208.0	2209.0	2159.0	2184.0	2083.0	2081.3	2183.0	834.9
Indicator value	0.9	0.9	0	0	0.8	0.8	0.8	1.0

Licensee Comments: none

## Unplanned Power Changes per 7000 Critical Hrs



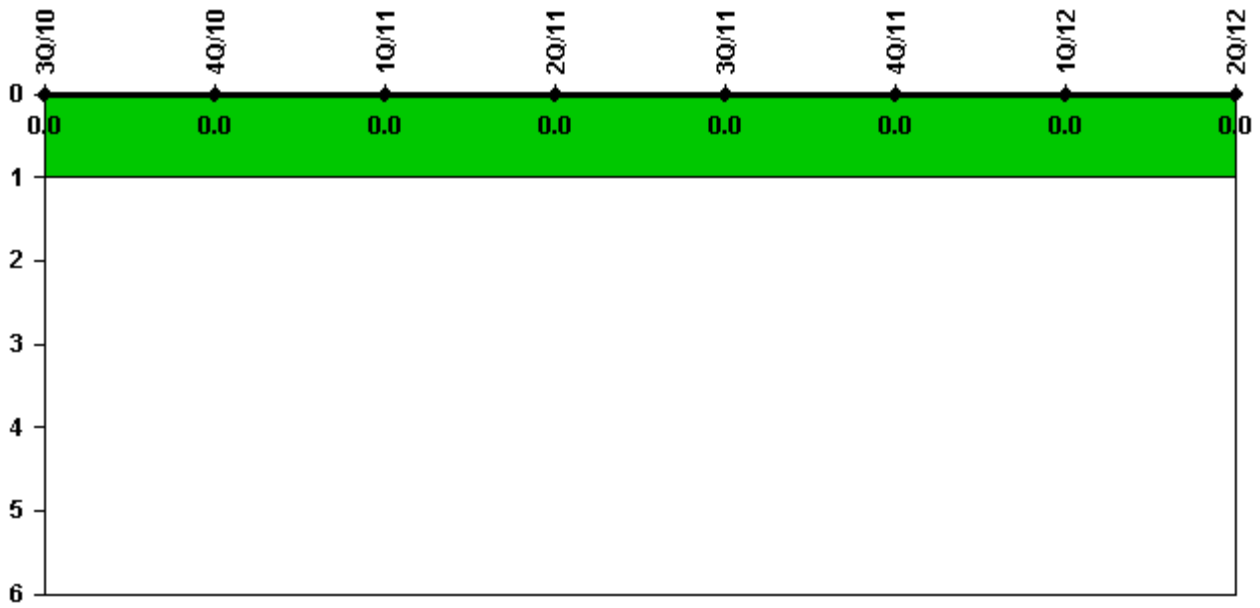
Thresholds: White > 6.0

### Notes

Unplanned Power Changes per 7000 Critical Hrs	3Q/10	4Q/10	1Q/11	2Q/11	3Q/11	4Q/11	1Q/12	2Q/12
Unplanned power changes	0	0	1.0	0	1.0	1.0	0	1.0
Critical hours	2208.0	2209.0	2159.0	2184.0	2083.0	2081.3	2183.0	834.9
Indicator value	0	0	0.9	0.8	1.6	2.5	1.6	2.9

Licensee Comments: none

## Unplanned Scrams with Complications



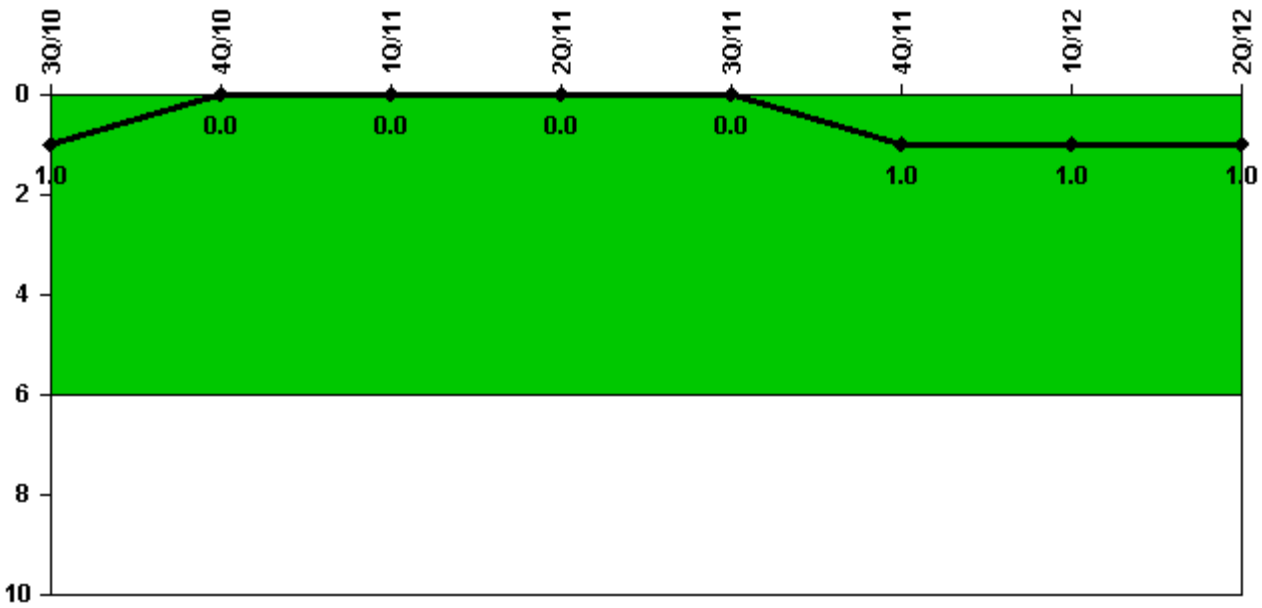
Thresholds: White > 1.0

### Notes

Unplanned Scrams with Complications	3Q/10	4Q/10	1Q/11	2Q/11	3Q/11	4Q/11	1Q/12	2Q/12
Scrams with complications	0	0	0	0	0	0	0	0
Indicator value	0.0	0.0	0.0	0.0	0.0	0.0	0.0	0.0

Licensee Comments: none

## Safety System Functional Failures (BWR)



Thresholds: White > 6.0

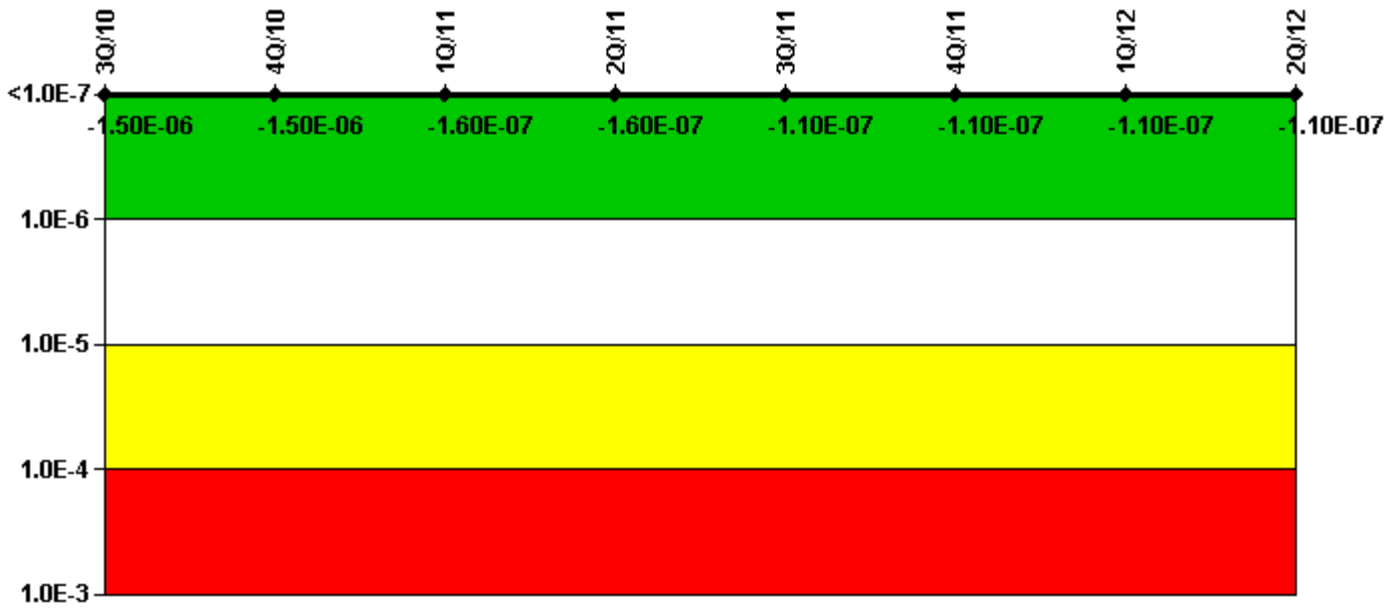
### Notes

Safety System Functional Failures (BWR)	3Q/10	4Q/10	1Q/11	2Q/11	3Q/11	4Q/11	1Q/12	2Q/12
Safety System Functional Failures	0	0	0	0	0	1	0	0
Indicator value	1	0	0	0	0	1	1	1

Licensee Comments:

4Q/11: LER 2011-004

# Mitigating Systems Performance Index, Emergency AC Power System



Thresholds: White > 1.00E-6 Yellow > 1.00E-5 Red > 1.00E-4


## Notes

Mitigating Systems Performance Index, Emergency AC Power System	3Q/10	4Q/10	1Q/11	2Q/11	3Q/11	4Q/11	1Q/12	2Q/12
UAI ( $\Delta$ CDF)	-1.13E-07	-6.54E-08	-6.65E-09	-1.52E-08	-1.37E-08	-1.37E-08	-1.37E-08	-1.36E-08
URI ( $\Delta$ CDF)	-1.43E-06	-1.45E-06	-1.49E-07	-1.41E-07	-9.55E-08	-9.26E-08	-9.30E-08	-9.91E-08
PLE	NO	NO	NO	NO	NO	NO	NO	NO
Indicator value	-1.50E-06	-1.50E-06	-1.60E-07	-1.60E-07	-1.10E-07	-1.10E-07	-1.10E-07	-1.10E-07

Licensee Comments:

1Q/11: MSPI Planned Unavailability Coefficients were updated to align with changes in maintenance strategies including newly identified work, offline work being performed online, and unavailability activities no longer being performed in parallel

# Mitigating Systems Performance Index, High Pressure Injection System



Thresholds: White > 1.00E-6 Yellow > 1.00E-5 Red > 1.00E-4

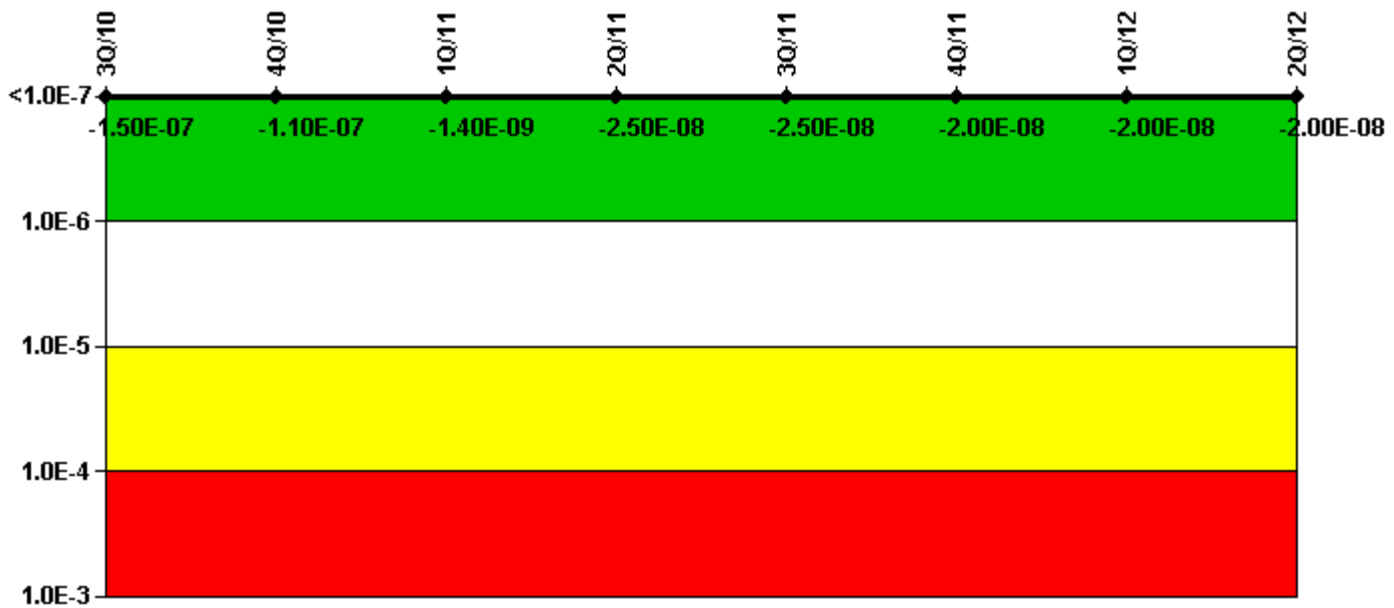
## Notes

Mitigating Systems Performance Index, High Pressure Injection System	3Q/10	4Q/10	1Q/11	2Q/11	3Q/11	4Q/11	1Q/12	2Q/12
UAI ( $\Delta$ CDF)	-1.30E-08	-1.30E-08	-4.64E-09	-3.15E-09	-3.55E-09	-6.91E-09	-1.30E-08	-9.59E-09
URI ( $\Delta$ CDF)	-4.11E-08	-4.21E-08	-3.78E-08	-3.64E-08	-3.22E-08	-3.11E-08	-3.08E-08	-3.10E-08
PLE	NO	NO	NO	NO	NO	NO	NO	NO
Indicator value	-5.40E-08	-5.50E-08	-4.20E-08	-4.00E-08	-3.60E-08	-3.80E-08	-4.40E-08	-4.10E-08

Licensee Comments:

1Q/11: MSPI Planned Unavailability Coefficients were updated to align with changes in maintenance strategies including newly identified work, offline work being performed online, and unavailability activities no longer being performed in parallel

# Mitigating Systems Performance Index, Heat Removal System



Thresholds: White > 1.00E-6 Yellow > 1.00E-5 Red > 1.00E-4


## Notes

Mitigating Systems Performance Index, Heat Removal System	3Q/10	4Q/10	1Q/11	2Q/11	3Q/11	4Q/11	1Q/12	2Q/12
UAI ( $\Delta$ CDF)	-1.61E-08	4.05E-08	2.74E-08	1.39E-09	1.46E-09	7.09E-09	7.07E-09	8.27E-09
URI ( $\Delta$ CDF)	-1.37E-07	-1.46E-07	-2.88E-08	-2.62E-08	-2.68E-08	-2.68E-08	-2.68E-08	-2.88E-08
PLE	NO	NO	NO	NO	NO	NO	NO	NO
Indicator value	-1.50E-07	-1.10E-07	-1.40E-09	-2.50E-08	-2.50E-08	-2.00E-08	-2.00E-08	-2.00E-08

Licensee Comments:

1Q/11: MSPI Planned Unavailability Coefficients were updated to align with changes in maintenance strategies including newly identified work, offline work being performed online, and unavailability activities no longer being performed in parallel

# Mitigating Systems Performance Index, Residual Heat Removal System



Thresholds: White > 1.00E-6 Yellow > 1.00E-5 Red > 1.00E-4

## Notes


Mitigating Systems Performance Index, Residual Heat Removal System	3Q/10	4Q/10	1Q/11	2Q/11	3Q/11	4Q/11	1Q/12	2Q/12
UAI ( $\Delta$ CDF)	-2.97E-08	-2.97E-08	-7.74E-09	-7.74E-09	-7.74E-09	-7.74E-09	-7.74E-09	-7.74E-09
URI ( $\Delta$ CDF)	-5.52E-08	-5.34E-08	-1.40E-08	-1.27E-08	-1.29E-08	-1.28E-08	-1.28E-08	-1.52E-08
PLE	NO	NO	NO	NO	NO	NO	NO	NO
Indicator value	-8.50E-08	-8.30E-08	-2.20E-08	-2.00E-08	-2.10E-08	-2.00E-08	-2.10E-08	-2.30E-08

Licensee Comments:

1Q/11: MSPI Planned Unavailability Coefficients were updated to align with changes in maintenance strategies including newly identified work, offline work being performed online, and unavailability activities no longer being performed in parallel



## Mitigating Systems Performance Index, Cooling Water Systems



Thresholds: White > 1.00E-6 Yellow > 1.00E-5 Red > 1.00E-4

### Notes


Mitigating Systems Performance Index, Cooling Water Systems	3Q/10	4Q/10	1Q/11	2Q/11	3Q/11	4Q/11	1Q/12	2Q/12
UAI ( $\Delta$ CDF)	2.79E-08	1.24E-08	3.99E-09	3.92E-09	3.75E-09	2.76E-09	2.76E-09	2.96E-09
URI ( $\Delta$ CDF)	6.76E-08	6.56E-08	2.18E-08	2.38E-08	2.41E-08	-1.14E-08	-1.15E-08	-1.22E-08
PLE	NO	NO	NO	NO	NO	NO	NO	NO
Indicator value	9.50E-08	7.80E-08	2.60E-08	2.80E-08	2.80E-08	-8.60E-09	-8.70E-09	-9.20E-09

### Licensee Comments:

1Q/11: MSPI Planned Unavailability Coefficients were updated to align with changes in maintenance strategies including newly identified work, offline work being performed online, and unavailability activities no longer being performed in parallel

3Q/10: Margin improved due to PRA model update implemented in 2Q2010

# Reactor Coolant System Activity



Thresholds: White > 50.0 Yellow > 100.0

## Notes

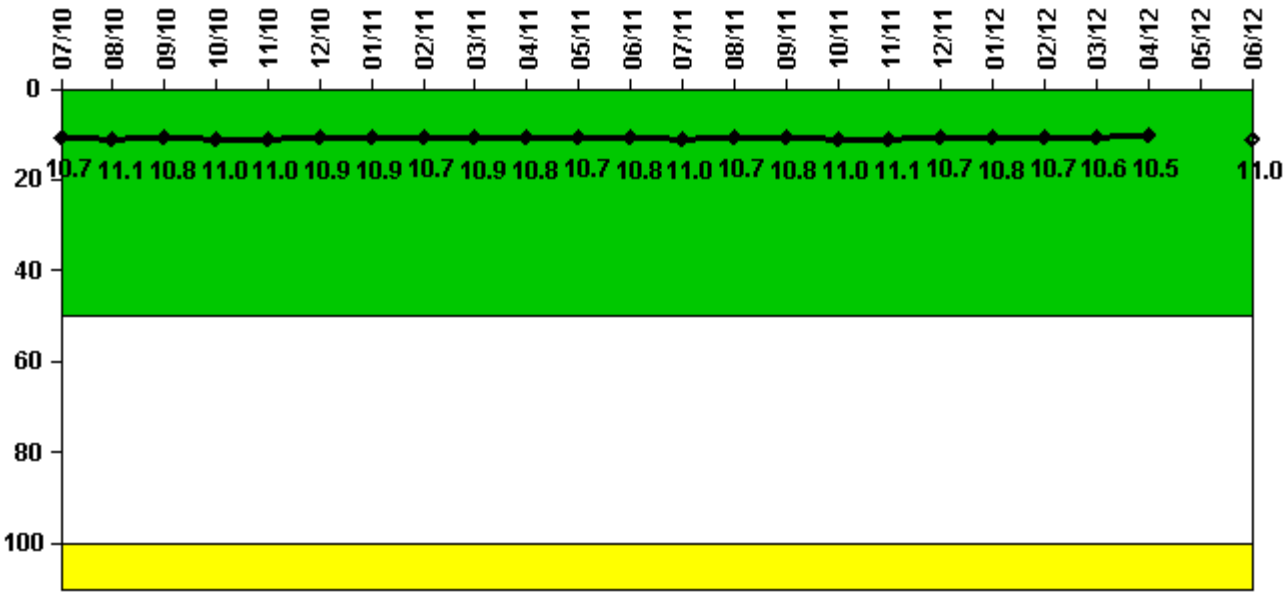
Reactor Coolant System Activity	7/10	8/10	9/10	10/10	11/10	12/10	1/11	2/11	3/11	4/11	5/11	6/11
Maximum activity	0.000082	0.000066	0.000075	0.000073	0.000078	0.000067	0.000076	0.000082	0.000078	0.000075	0.000078	0.000076
Technical specification limit	0.2	0.2	0.2	0.2	0.2	0.2	0.2	0.2	0.2	0.2	0.2	0.2
Indicator value	0	0	0	0	0	0	0	0	0	0	0	0

Reactor Coolant System Activity	7/11	8/11	9/11	10/11	11/11	12/11	1/12	2/12	3/12	4/12	5/12	6/12
Maximum activity	0.000066	0.000070	0.000067	0.000067	0.000070	0.000070	0.000072	0.000071	0.000076	0.000073	N/A	N/A
Technical specification limit	0.2	0.2	0.2	0.2	0.2	0.2	0.2	0.2	0.2	0.2	0.2	0.2
Indicator value	0	0	0	0	0	0	0	0	0	0	N/A	N/A

Licensee Comments: none

## Reactor Coolant System Leakage



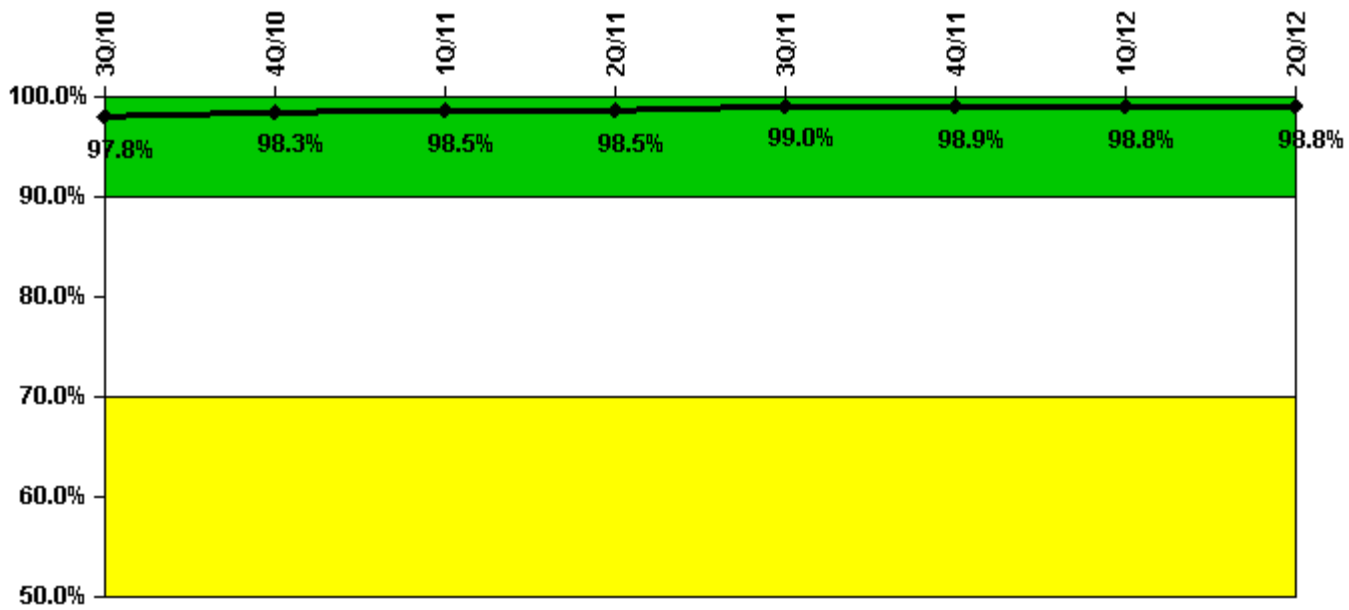
Thresholds: White > 50.0 Yellow > 100.0

### Notes

<b>Reactor Coolant System Leakage</b>	<b>7/10</b>	<b>8/10</b>	<b>9/10</b>	<b>10/10</b>	<b>11/10</b>	<b>12/10</b>	<b>1/11</b>	<b>2/11</b>	<b>3/11</b>	<b>4/11</b>	<b>5/11</b>	<b>6/11</b>
Maximum leakage	2.687	2.765	2.706	2.743	2.752	2.717	2.717	2.684	2.724	2.697	2.670	2.699
Technical specification limit	25.0	25.0	25.0	25.0	25.0	25.0	25.0	25.0	25.0	25.0	25.0	25.0
Indicator value	10.7	11.1	10.8	11.0	11.0	10.9	10.9	10.7	10.9	10.8	10.7	10.8
<b>Reactor Coolant System Leakage</b>	<b>7/11</b>	<b>8/11</b>	<b>9/11</b>	<b>10/11</b>	<b>11/11</b>	<b>12/11</b>	<b>1/12</b>	<b>2/12</b>	<b>3/12</b>	<b>4/12</b>	<b>5/12</b>	<b>6/12</b>
Maximum leakage	2.743	2.686	2.711	2.744	2.779	2.679	2.701	2.685	2.651	2.621	N/A	2.753
Technical specification limit	25.0	25.0	25.0	25.0	25.0	25.0	25.0	25.0	25.0	25.0	25.0	25.0
Indicator value	11.0	10.7	10.8	11.0	11.1	10.7	10.8	10.7	10.6	10.5	N/A	11.0

Licensee Comments: none

## Drill/Exercise Performance



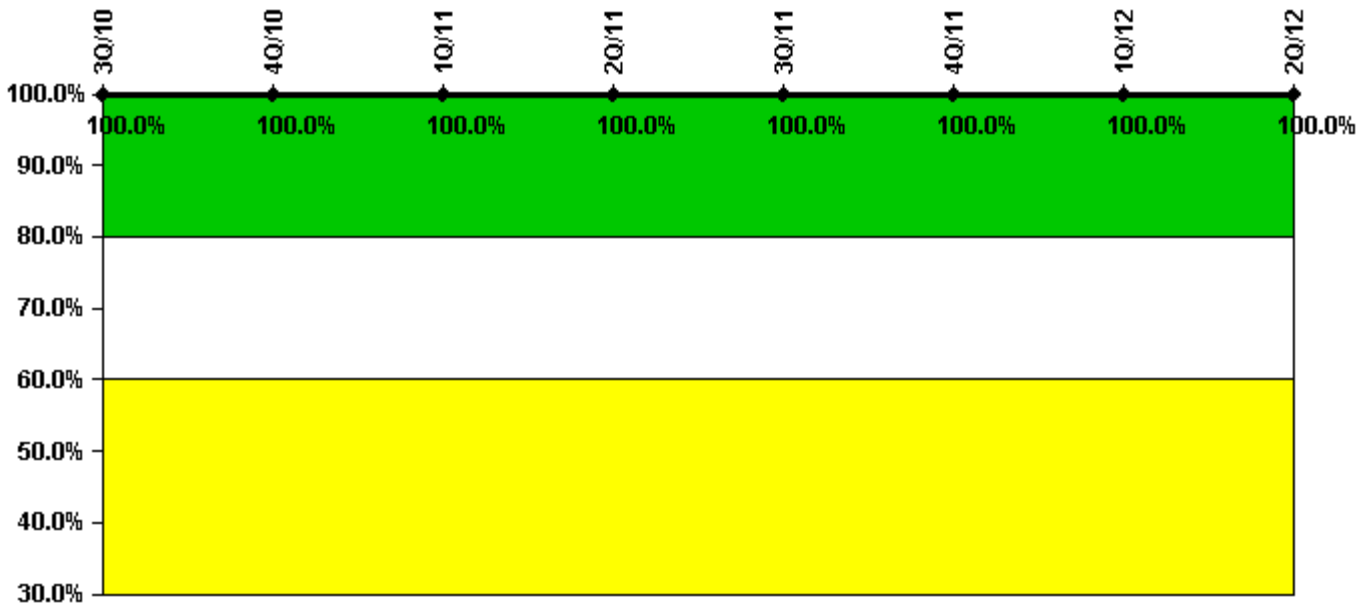
Thresholds: White < 90.0% Yellow < 70.0%

### Notes

Drill/Exercise Performance	3Q/10	4Q/10	1Q/11	2Q/11	3Q/11	4Q/11	1Q/12	2Q/12
Successful opportunities	21.0	50.0	33.0	11.0	26.0	60.0	37.0	3.0
Total opportunities	21.0	51.0	33.0	11.0	26.0	61.0	38.0	3.0
Indicator value	97.8%	98.3%	98.5%	98.5%	99.0%	98.9%	98.8%	98.8%

Licensee Comments: none

## ERO Drill Participation



Thresholds: White < 80.0% Yellow < 60.0%

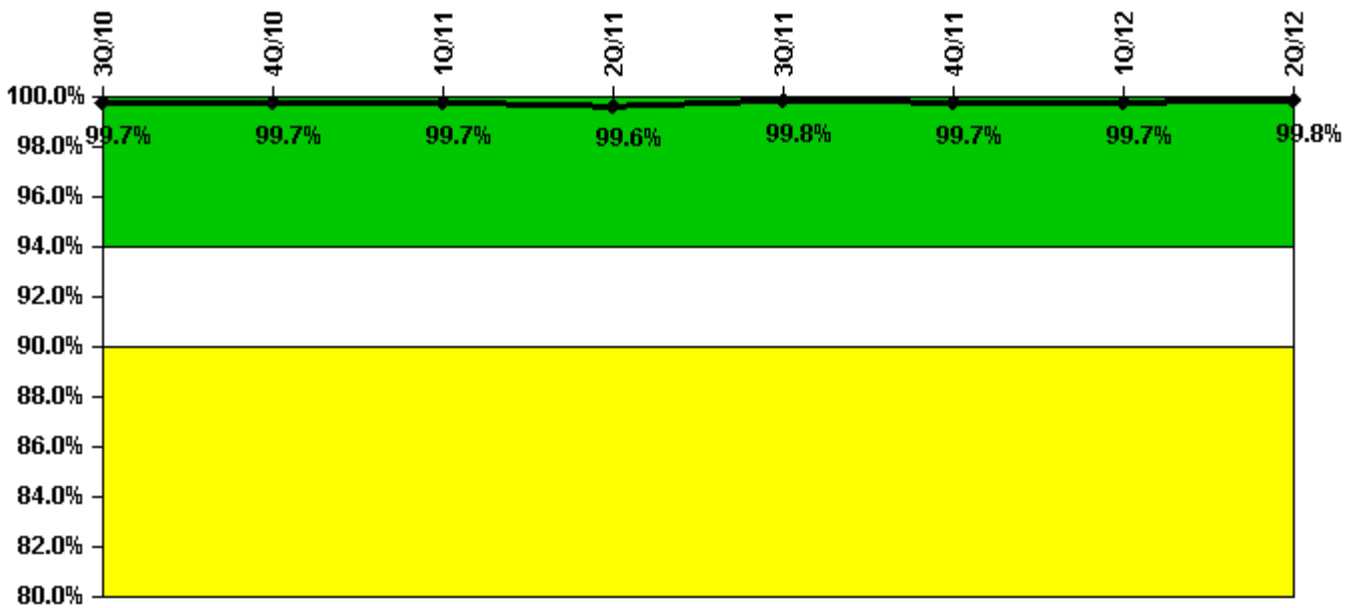
### Notes

ERO Drill Participation	3Q/10	4Q/10	1Q/11	2Q/11	3Q/11	4Q/11	1Q/12	2Q/12
Participating Key personnel	101.0	96.0	100.0	102.0	97.0	90.0	88.0	83.0
Total Key personnel	101.0	96.0	100.0	102.0	97.0	90.0	88.0	83.0
Indicator value	100.0%	100.0%	100.0%	100.0%	100.0%	100.0%	100.0%	100.0%

Licensee Comments: none

---

## Alert & Notification System



**Thresholds: White < 94.0% Yellow < 90.0%**

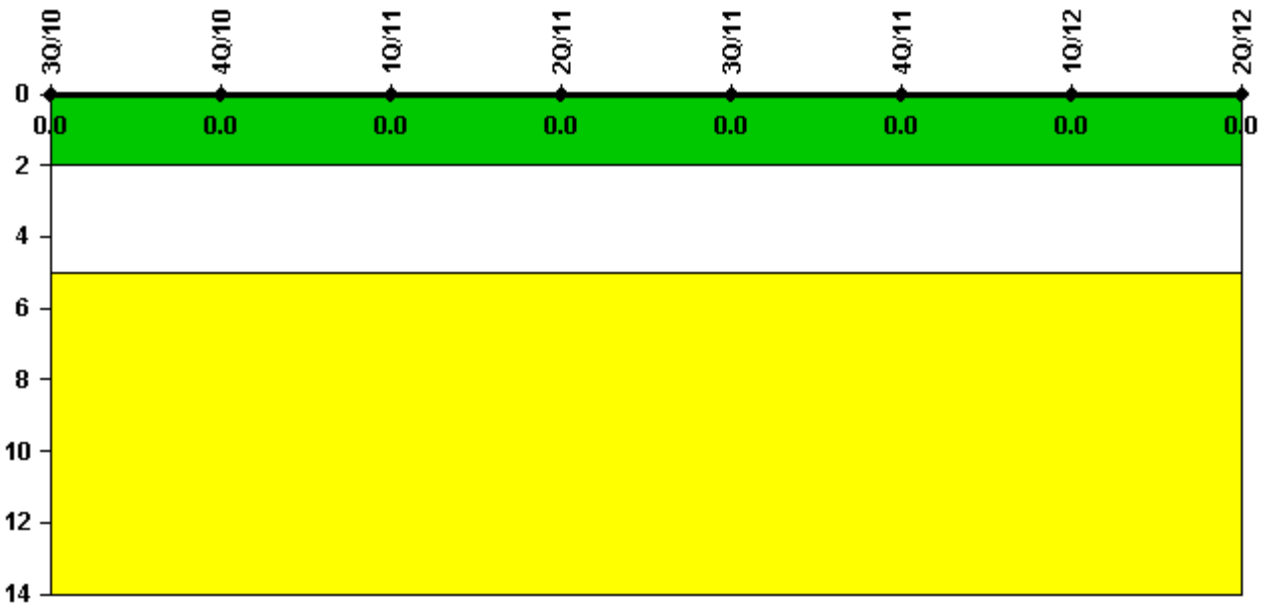
### Notes

Alert & Notification System	3Q/10	4Q/10	1Q/11	2Q/11	3Q/11	4Q/11	1Q/12	2Q/12
Successful siren-tests	256	296	222	258	258	295	222	296
Total sirens-tests	259	296	222	259	259	296	222	296
Indicator value	99.7%	99.7%	99.7%	99.6%	99.8%	99.7%	99.7%	99.8%

Licensee Comments:

3Q/10: Change reflect correction to Successful siren-test and Total siren-test for August 2010. They were reported as 74 each. The actual numbers should have been 111 each. This change has no impact on the color of the indicator which continues to be in GREEN

# Occupational Exposure Control Effectiveness



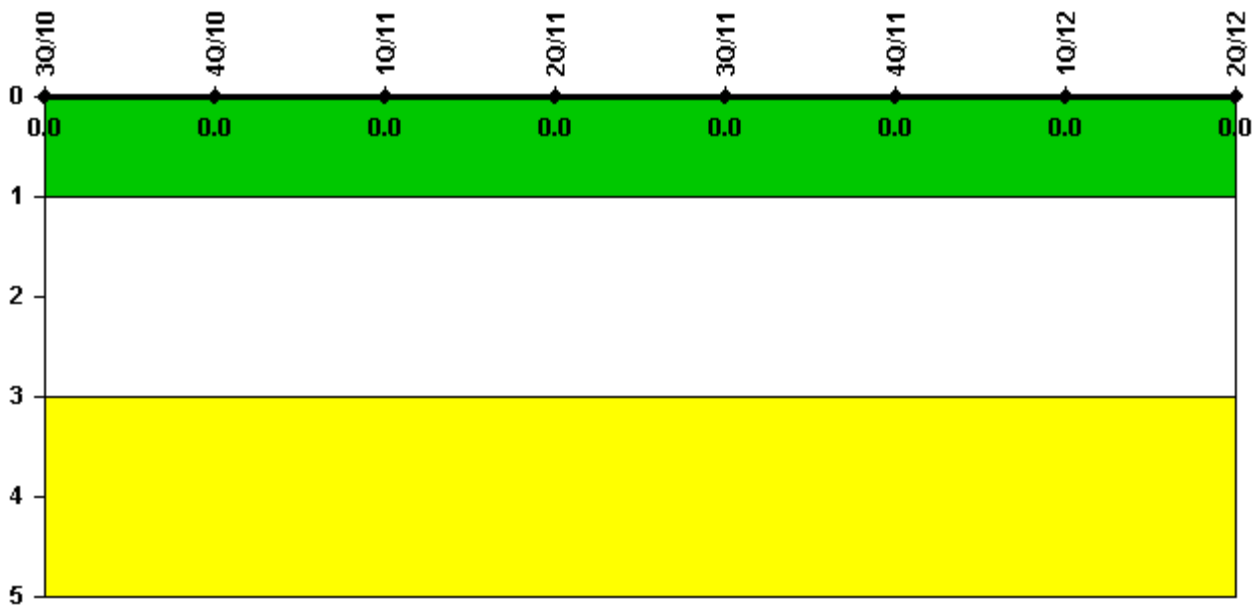
Thresholds: White > 2.0 Yellow > 5.0

## Notes

Occupational Exposure Control Effectiveness	3Q/10	4Q/10	1Q/11	2Q/11	3Q/11	4Q/11	1Q/12	2Q/12
High radiation area occurrences	0	0	0	0	0	0	0	0
Very high radiation area occurrences	0	0	0	0	0	0	0	0
Unintended exposure occurrences	0	0	0	0	0	0	0	0
Indicator value	0	0	0	0	0	0	0	0

Licensee Comments: none

## RETS/ODCM Radiological Effluent



Thresholds: White > 1.0 Yellow > 3.0

### Notes

RETS/ODCM Radiological Effluent	3Q/10	4Q/10	1Q/11	2Q/11	3Q/11	4Q/11	1Q/12	2Q/12
RETS/ODCM occurrences	0	0	0	0	0	0	0	0
Indicator value	0	0	0	0	0	0	0	0

Licensee Comments: none

---

Although the Security Cornerstone is included in the Reactor Oversight Process assessment program, the Commission has decided that specific information related to findings and performance indicators pertaining to the Security Cornerstone will not be publicly available to ensure that security information is not provided to a possible adversary. Other than the fact that a finding or performance indicator is Green or Greater-Than-Green, security related information will not be displayed on the public web page.

---