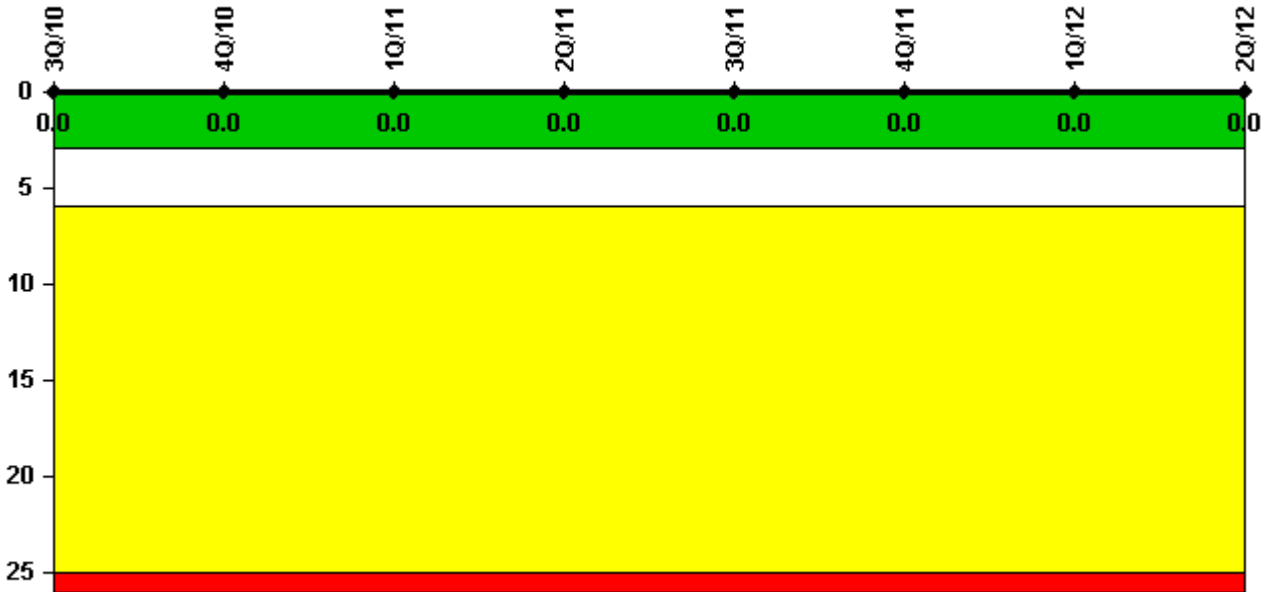


# La Salle 2

## 2Q/2012 Performance Indicators

Licensee's General Comments: none

### Unplanned Scrams per 7000 Critical Hrs



Thresholds: White > 3.0 Yellow > 6.0 Red > 25.0

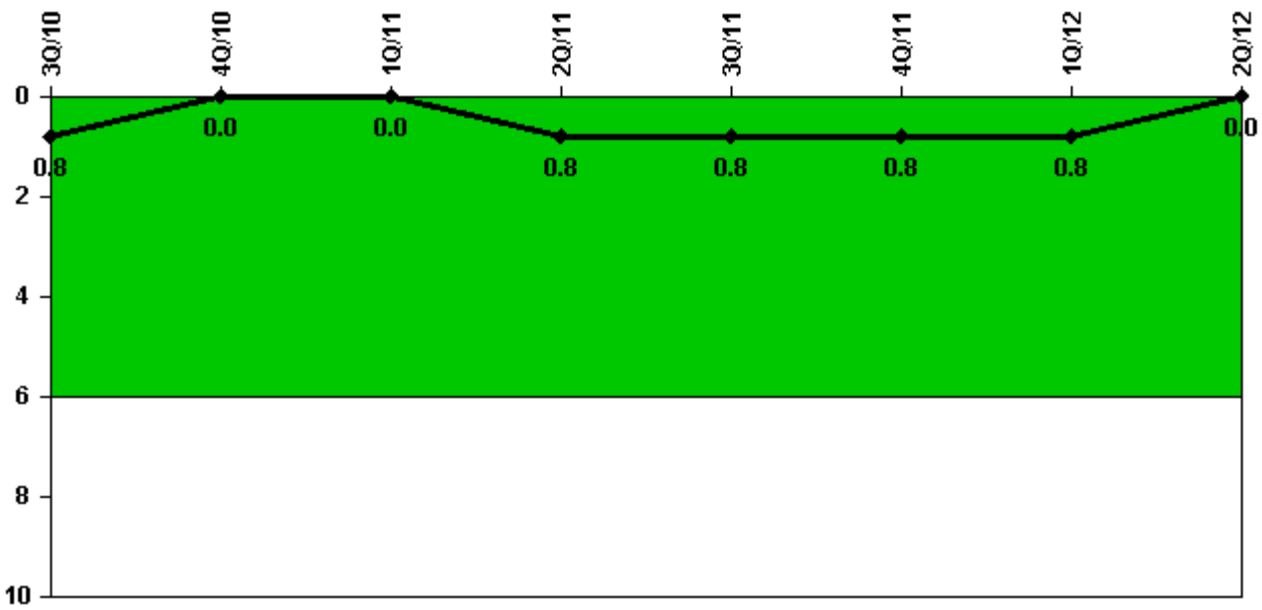
### Notes

Unplanned Scrams per 7000 Critical Hrs	3Q/10	4Q/10	1Q/11	2Q/11	3Q/11	4Q/11	1Q/12	2Q/12
Unplanned scrams	0	0	0	0	0	0	0	0
Critical hours	2208.0	2209.0	1666.4	2184.0	2208.0	2209.0	2183.0	2184.0
Indicator value	0	0	0	0	0	0	0	0

Licensee Comments: none

---

## Unplanned Power Changes per 7000 Critical Hrs



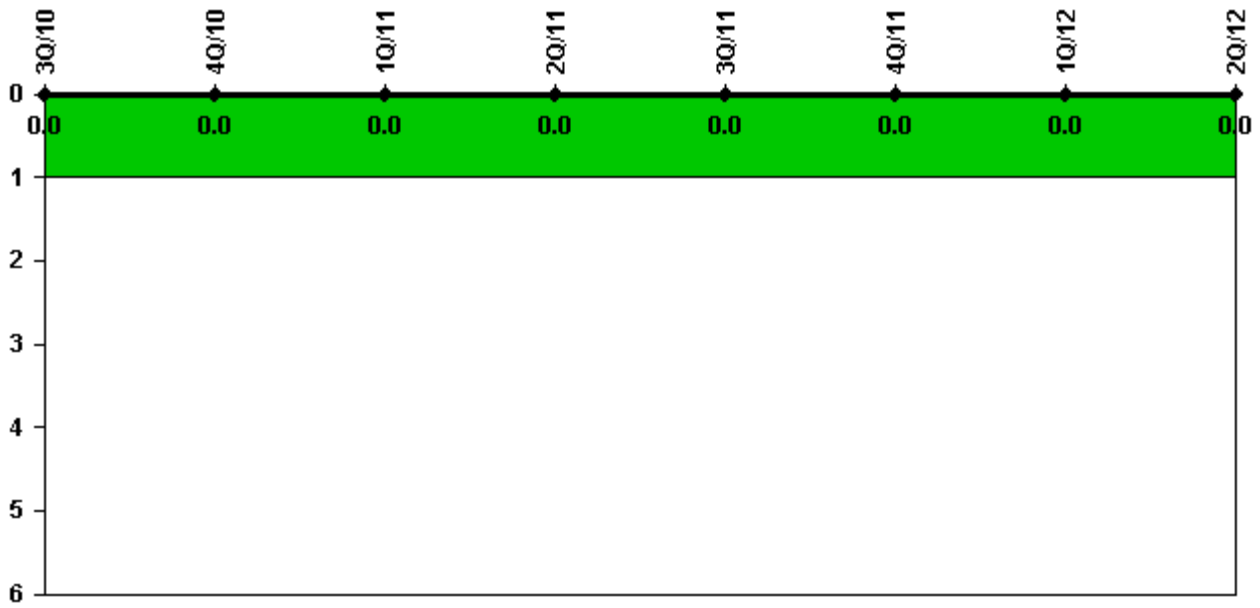
Thresholds: White > 6.0

### Notes

Unplanned Power Changes per 7000 Critical Hrs	3Q/10	4Q/10	1Q/11	2Q/11	3Q/11	4Q/11	1Q/12	2Q/12
Unplanned power changes	0	0	0	1.0	0	0	0	0
Critical hours	2208.0	2209.0	1666.4	2184.0	2208.0	2209.0	2183.0	2184.0
Indicator value	0.8	0	0	0.8	0.8	0.8	0.8	0

Licensee Comments: none

## Unplanned Scrams with Complications



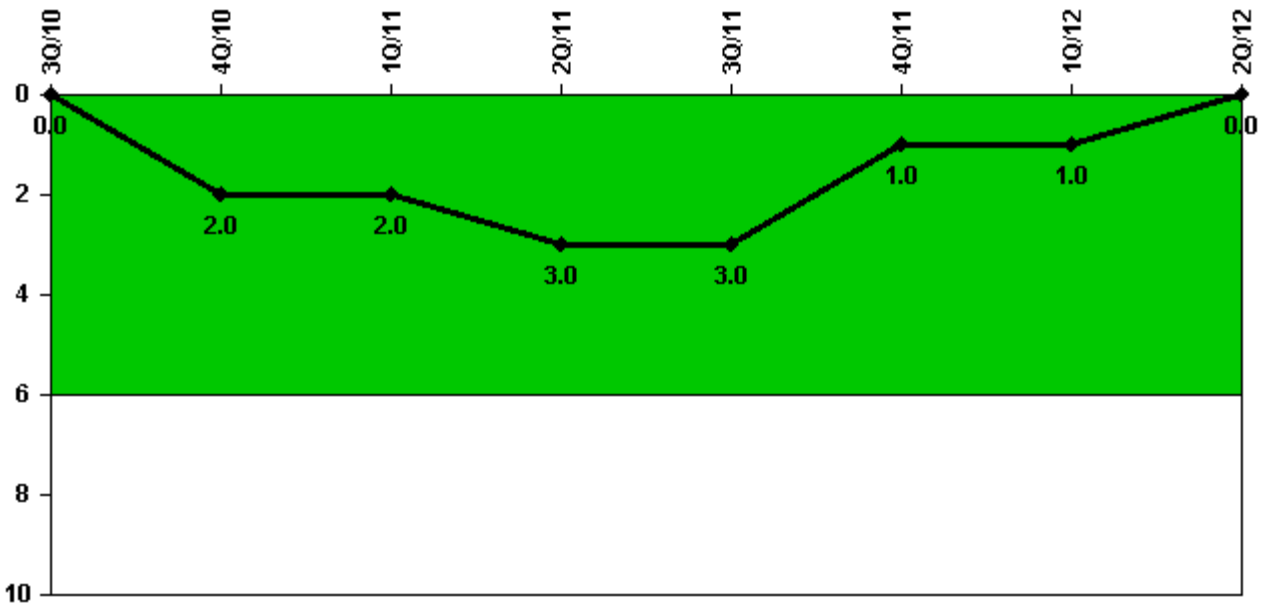
Thresholds: White > 1.0

### Notes

Unplanned Scrams with Complications	3Q/10	4Q/10	1Q/11	2Q/11	3Q/11	4Q/11	1Q/12	2Q/12
Scrams with complications	0	0	0	0	0	0	0	0
Indicator value	0.0	0.0	0.0	0.0	0.0	0.0	0.0	0.0

Licensee Comments: none

## Safety System Functional Failures (BWR)



Thresholds: White > 6.0


### Notes

Safety System Functional Failures (BWR)	3Q/10	4Q/10	1Q/11	2Q/11	3Q/11	4Q/11	1Q/12	2Q/12
Safety System Functional Failures	0	2	0	1	0	0	0	0
Indicator value	0	2	2	3	3	1	1	0

Licensee Comments:

4Q/10: LER 374-10001

# Mitigating Systems Performance Index, Emergency AC Power System




Thresholds: White > 1.00E-6 Yellow > 1.00E-5 Red > 1.00E-4

## Notes

Mitigating Systems Performance Index, Emergency AC Power System	3Q/10	4Q/10	1Q/11	2Q/11	3Q/11	4Q/11	1Q/12	2Q/12
UAI ( $\Delta$ CDF)	-3.99E-09	-3.99E-09	-3.98E-09	-4.09E-09	-4.09E-09	-4.08E-09	-4.07E-09	-4.07E-09
URI ( $\Delta$ CDF)	-2.25E-08	-2.25E-08	-2.25E-08	-2.25E-08	-2.25E-08	-2.25E-08	-2.24E-08	-2.22E-08
PLE	NO	NO	NO	NO	NO	NO	NO	NO
Indicator value	-2.70E-08	-2.70E-08	-2.70E-08	-2.70E-08	-2.70E-08	-2.70E-08	-2.60E-08	-2.60E-08

Licensee Comments: none

# Mitigating Systems Performance Index, High Pressure Injection System




Thresholds: White > 1.00E-6 Yellow > 1.00E-5 Red > 1.00E-4

## Notes

Mitigating Systems Performance Index, High Pressure Injection System	3Q/10	4Q/10	1Q/11	2Q/11	3Q/11	4Q/11	1Q/12	2Q/12
UAI ( $\Delta$ CDF)	-2.20E-09	-2.20E-09	-2.20E-09	-2.20E-09	-2.20E-09	-2.20E-09	-2.20E-09	-2.20E-09
URI ( $\Delta$ CDF)	-2.08E-08	-2.08E-08	-2.08E-08	-2.08E-08	-2.08E-08	-2.08E-08	-2.05E-08	-2.03E-08
PLE	NO	NO	NO	NO	NO	NO	NO	NO
Indicator value	-2.30E-08	-2.30E-08	-2.30E-08	-2.30E-08	-2.30E-08	-2.30E-08	-2.30E-08	-2.20E-08

Licensee Comments: none

# Mitigating Systems Performance Index, Heat Removal System



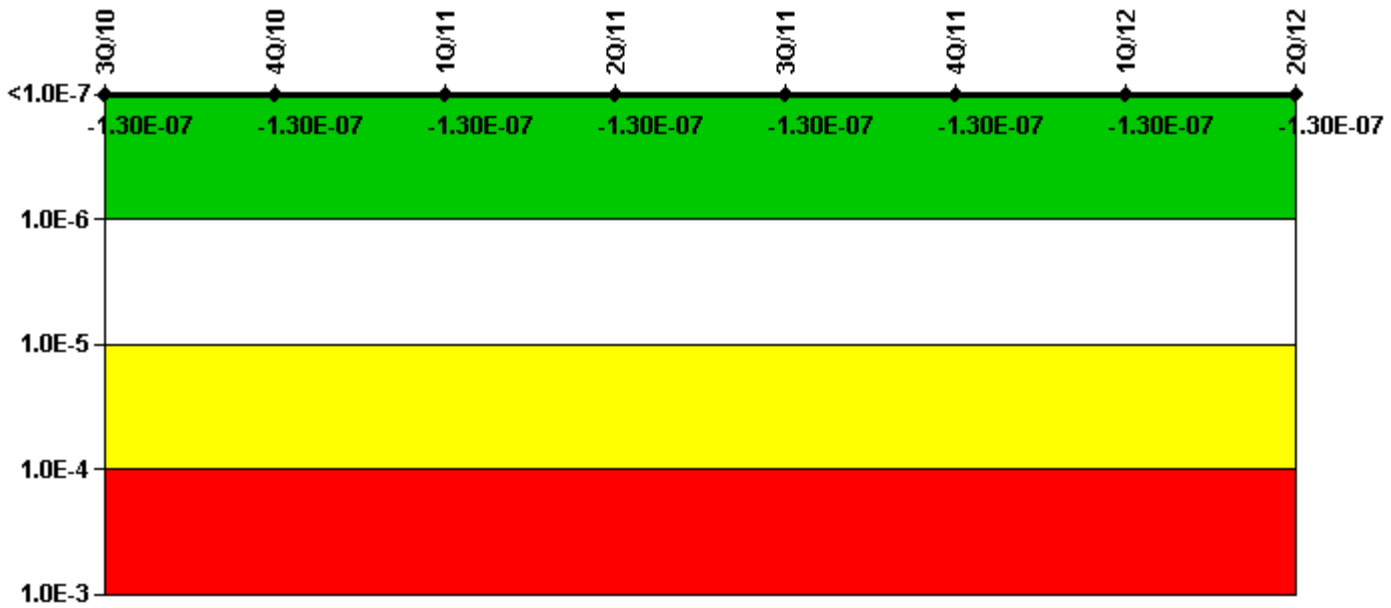
Thresholds: White > 1.00E-6 Yellow > 1.00E-5 Red > 1.00E-4

## Notes

Mitigating Systems Performance Index, Heat Removal System	3Q/10	4Q/10	1Q/11	2Q/11	3Q/11	4Q/11	1Q/12	2Q/12
UAI ( $\Delta$ CDF)	-1.30E-09	-1.30E-09	-1.28E-09	-1.17E-09	-1.12E-09	-9.83E-10	-2.54E-09	-2.19E-09
URI ( $\Delta$ CDF)	-6.78E-09	-6.78E-09	-6.78E-09	-6.78E-09	-6.78E-09	-6.78E-09	-6.78E-09	-1.92E-10
PLE	NO	NO	NO	NO	NO	NO	NO	NO
Indicator value	-8.10E-09	-8.10E-09	-8.10E-09	-7.90E-09	-7.90E-09	-7.80E-09	-9.30E-09	-2.40E-09

Licensee Comments: none

# Mitigating Systems Performance Index, Residual Heat Removal System



Thresholds: White  $> 1.00E-6$  Yellow  $> 1.00E-5$  Red  $> 1.00E-4$


## Notes

Mitigating Systems Performance Index, Residual Heat Removal System	3Q/10	4Q/10	1Q/11	2Q/11	3Q/11	4Q/11	1Q/12	2Q/12
UAI ( $\Delta$ CDF)	-4.99E-08	-4.99E-08	-4.99E-08	-4.99E-08	-4.99E-08	-4.99E-08	-4.99E-08	-4.99E-08
URI ( $\Delta$ CDF)	-8.15E-08	-8.15E-08	-8.15E-08	-8.15E-08	-8.15E-08	-8.15E-08	-8.15E-08	-8.15E-08
PLE	NO	NO	NO	NO	NO	NO	NO	NO
Indicator value	-1.30E-07	-1.30E-07	-1.30E-07	-1.30E-07	-1.30E-07	-1.30E-07	-1.30E-07	-1.30E-07

Licensee Comments: none



# Mitigating Systems Performance Index, Cooling Water Systems



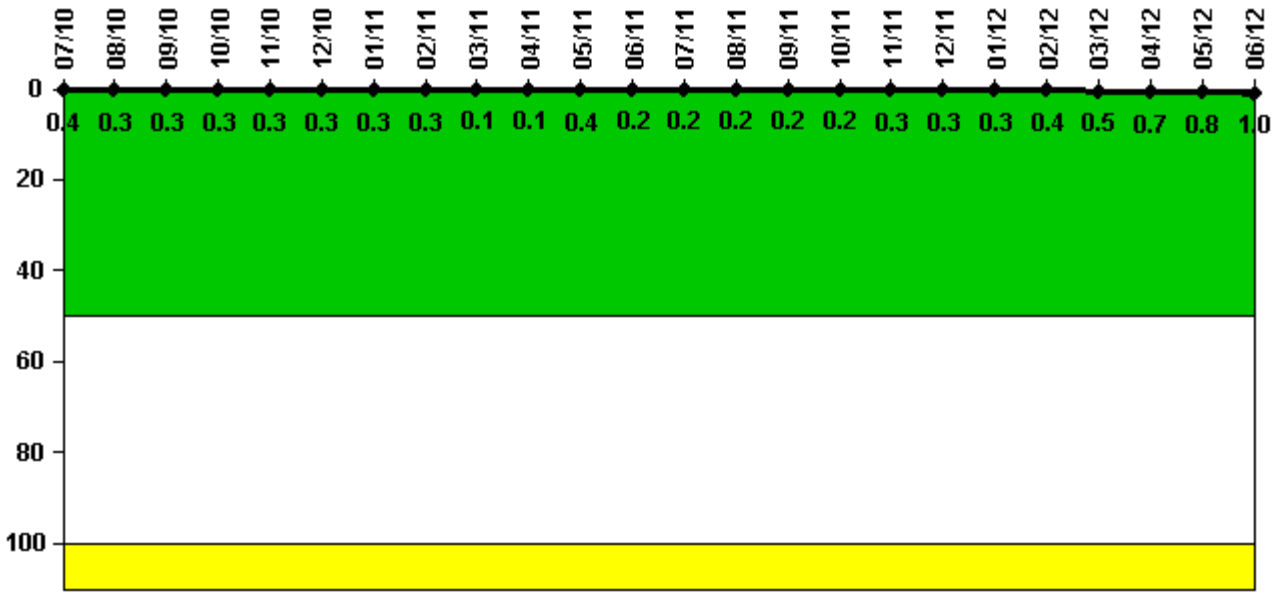
Thresholds: White > 1.00E-6 Yellow > 1.00E-5 Red > 1.00E-4

## Notes

Mitigating Systems Performance Index, Cooling Water Systems	3Q/10	4Q/10	1Q/11	2Q/11	3Q/11	4Q/11	1Q/12	2Q/12
UAI ( $\Delta$ CDF)	4.92E-09	1.17E-08	1.31E-08	1.31E-08	1.31E-08	2.51E-08	2.35E-08	2.35E-08
URI ( $\Delta$ CDF)	-1.04E-07	-1.04E-07	-1.04E-07	-1.04E-07	-1.04E-07	-1.05E-07	-1.05E-07	-1.05E-07
PLE	NO	NO	NO	NO	NO	NO	NO	NO
Indicator value	-9.90E-08	-9.20E-08	-9.10E-08	-9.10E-08	-9.10E-08	-7.90E-08	-8.10E-08	-8.10E-08

Licensee Comments: none

## Reactor Coolant System Activity



Thresholds: White > 50.0 Yellow > 100.0

### Notes

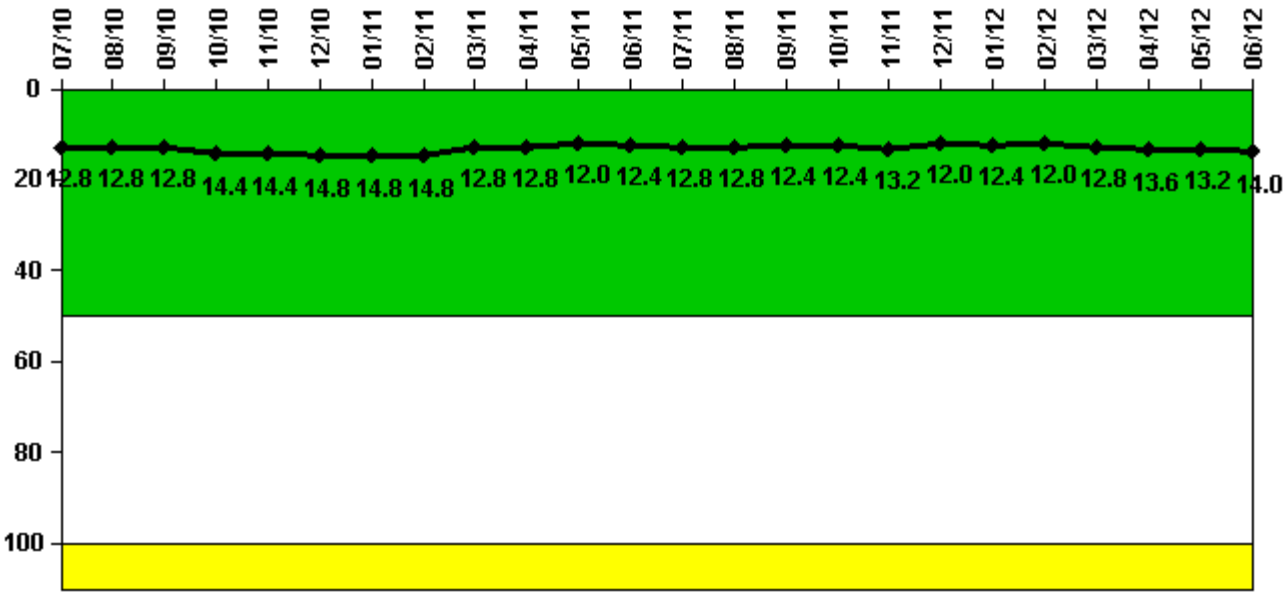
Reactor Coolant System Activity	7/10	8/10	9/10	10/10	11/10	12/10	1/11	2/11	3/11	4/11	5/11	6/11
Maximum activity	0.000713	0.000601	0.000596	0.000597	0.000592	0.000622	0.000559	0.000572	0.000177	0.000159	0.000726	0.000318
Technical specification limit	0.2	0.2	0.2	0.2	0.2	0.2	0.2	0.2	0.2	0.2	0.2	0.2
Indicator value	0.4	0.3	0.3	0.3	0.3	0.3	0.3	0.3	0.1	0.1	0.4	0.2

Reactor Coolant System Activity	7/11	8/11	9/11	10/11	11/11	12/11	1/12	2/12	3/12	4/12	5/12	6/12
Maximum activity	0.000417	0.000349	0.000374	0.000454	0.000518	0.000626	0.000635	0.000788	0.000994	0.001488	0.001653	0.001954
Technical specification limit	0.2	0.2	0.2	0.2	0.2	0.2	0.2	0.2	0.2	0.2	0.2	0.2
Indicator value	0.2	0.2	0.2	0.2	0.3	0.3	0.3	0.4	0.5	0.7	0.8	1.0

Licensee Comments: none

## Reactor Coolant System Leakage



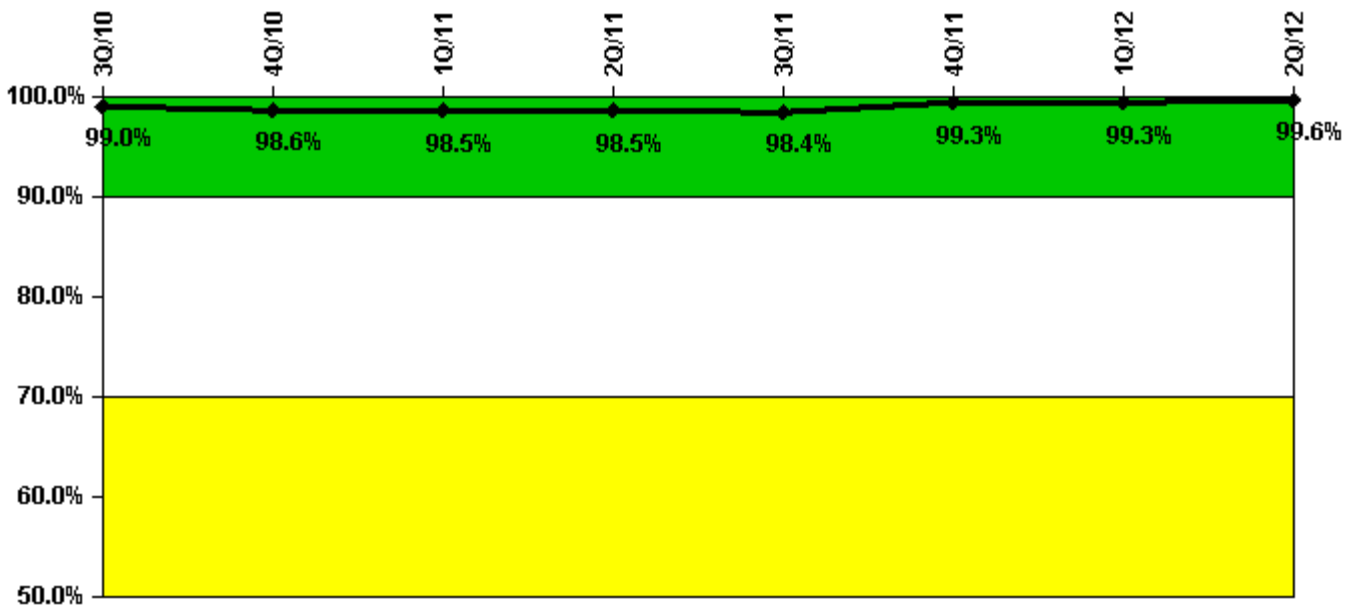
Thresholds: White > 50.0 Yellow > 100.0

### Notes

<b>Reactor Coolant System Leakage</b>	<b>7/10</b>	<b>8/10</b>	<b>9/10</b>	<b>10/10</b>	<b>11/10</b>	<b>12/10</b>	<b>1/11</b>	<b>2/11</b>	<b>3/11</b>	<b>4/11</b>	<b>5/11</b>	<b>6/11</b>
Maximum leakage	3.200	3.200	3.200	3.600	3.600	3.700	3.700	3.700	3.200	3.200	3.000	3.100
Technical specification limit	25.0	25.0	25.0	25.0	25.0	25.0	25.0	25.0	25.0	25.0	25.0	25.0
Indicator value	12.8	12.8	12.8	14.4	14.4	14.8	14.8	14.8	12.8	12.8	12.0	12.4
<b>Reactor Coolant System Leakage</b>	<b>7/11</b>	<b>8/11</b>	<b>9/11</b>	<b>10/11</b>	<b>11/11</b>	<b>12/11</b>	<b>1/12</b>	<b>2/12</b>	<b>3/12</b>	<b>4/12</b>	<b>5/12</b>	<b>6/12</b>
Maximum leakage	3.200	3.200	3.100	3.100	3.300	3.000	3.100	3.000	3.200	3.400	3.300	3.500
Technical specification limit	25.0	25.0	25.0	25.0	25.0	25.0	25.0	25.0	25.0	25.0	25.0	25.0
Indicator value	12.8	12.8	12.4	12.4	13.2	12.0	12.4	12.0	12.8	13.6	13.2	14.0

Licensee Comments: none

## Drill/Exercise Performance



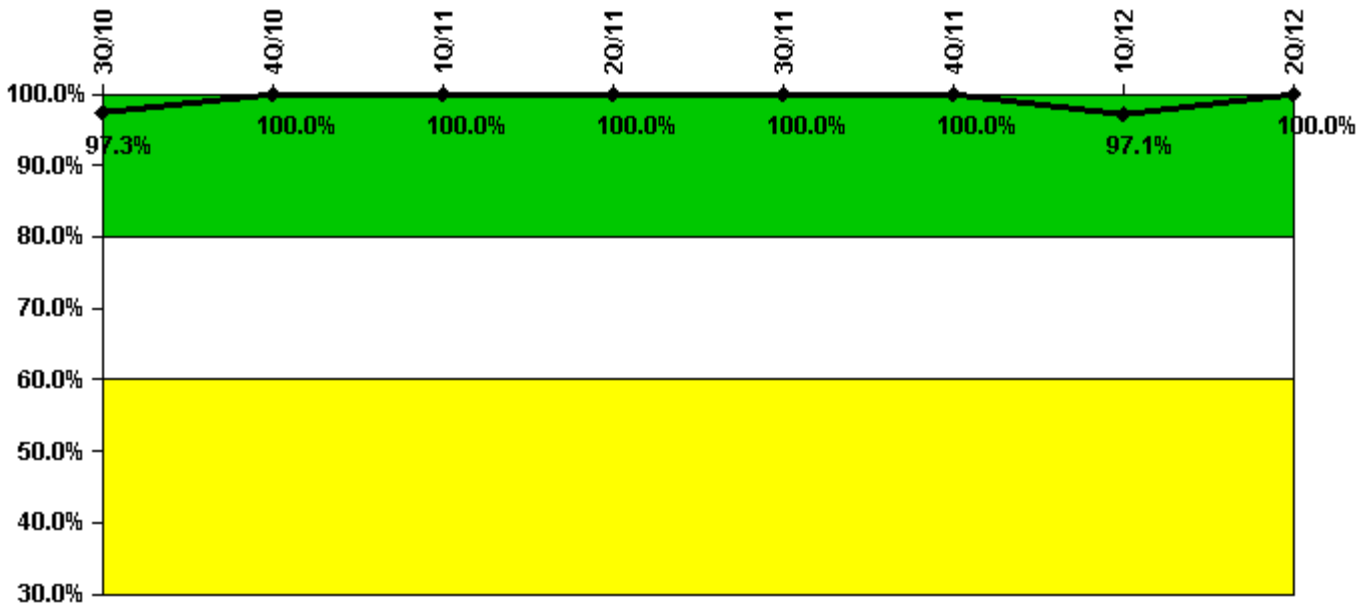
Thresholds: White < 90.0% Yellow < 70.0%

### Notes

Drill/Exercise Performance	3Q/10	4Q/10	1Q/11	2Q/11	3Q/11	4Q/11	1Q/12	2Q/12
Successful opportunities	16.0	36.0	0	40.0	39.0	64.0	24.0	64.0
Total opportunities	16.0	37.0	0	40.0	39.0	64.0	24.0	64.0
Indicator value	99.0%	98.6%	98.5%	98.5%	98.4%	99.3%	99.3%	99.6%

Licensee Comments: none

## ERO Drill Participation



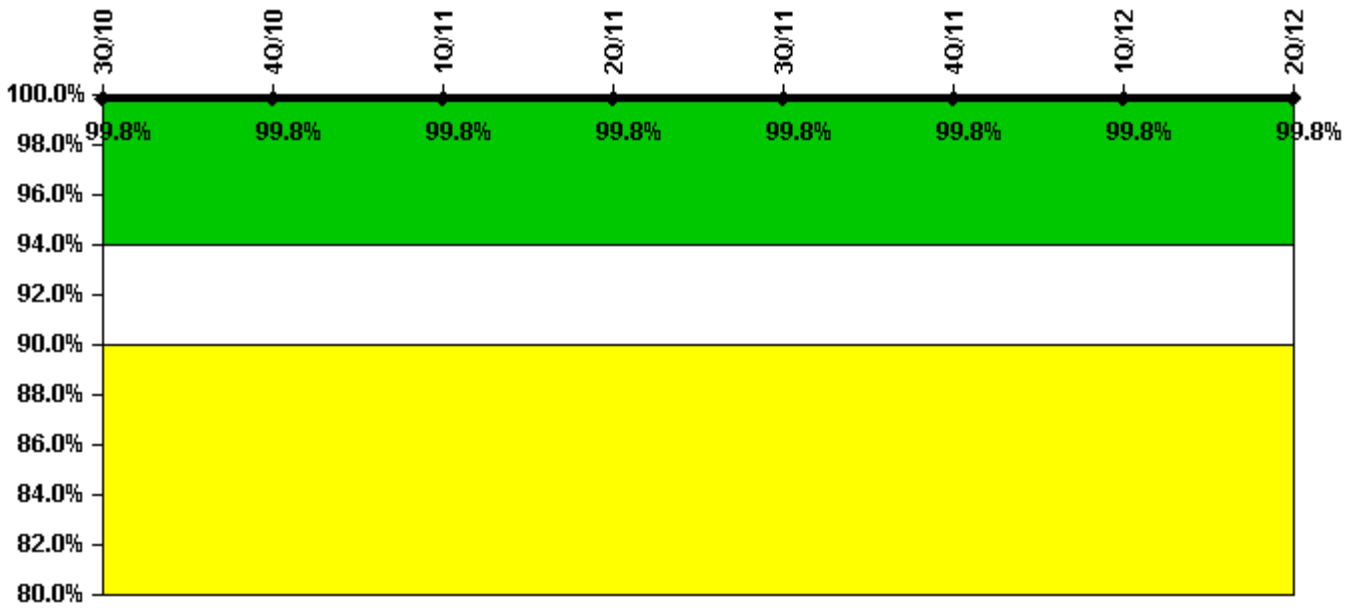
Thresholds: White < 80.0% Yellow < 60.0%

### Notes

ERO Drill Participation	3Q/10	4Q/10	1Q/11	2Q/11	3Q/11	4Q/11	1Q/12	2Q/12
Participating Key personnel	72.0	70.0	65.0	63.0	68.0	70.0	68.0	68.0
Total Key personnel	74.0	70.0	65.0	63.0	68.0	70.0	70.0	68.0
Indicator value	97.3%	100.0%	100.0%	100.0%	100.0%	100.0%	97.1%	100.0%

Licensee Comments: none

## Alert & Notification System



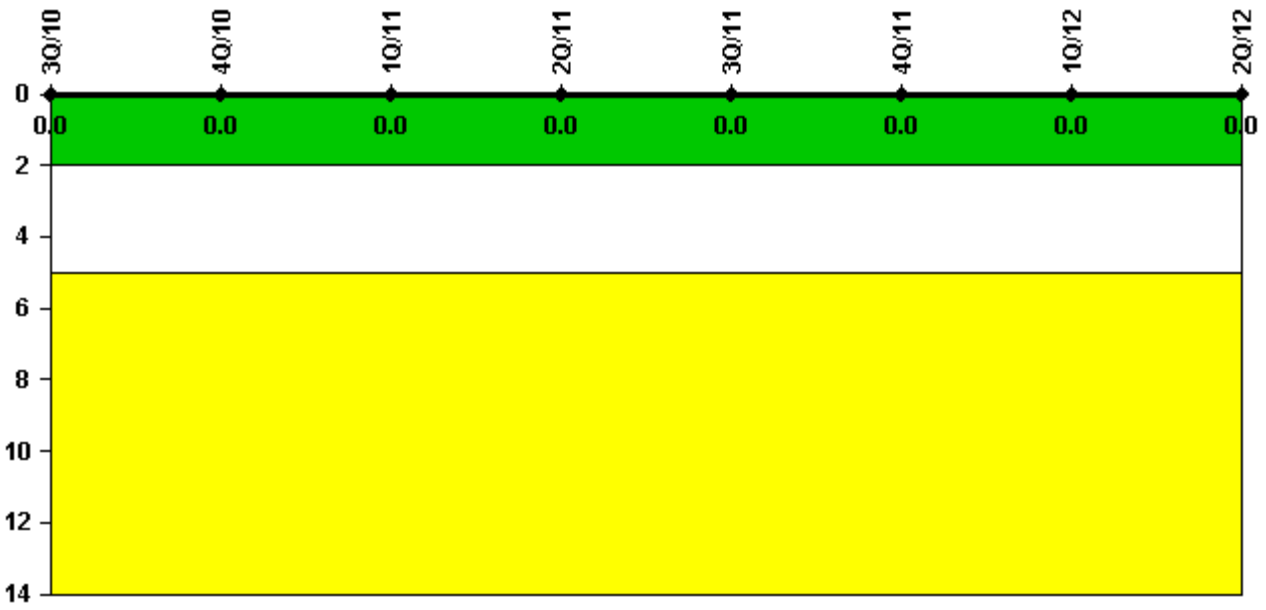
Thresholds: White < 94.0% Yellow < 90.0%

### Notes

Alert & Notification System	3Q/10	4Q/10	1Q/11	2Q/11	3Q/11	4Q/11	1Q/12	2Q/12
Successful siren-tests	2205	2210	2173	2170	2170	2171	2207	2172
Total sirens-tests	2210	2210	2176	2176	2176	2176	2210	2176
Indicator value	99.8%	99.8%	99.8%	99.8%	99.8%	99.8%	99.8%	99.8%

Licensee Comments: none

# Occupational Exposure Control Effectiveness



Thresholds: White > 2.0 Yellow > 5.0

## Notes

Occupational Exposure Control Effectiveness	3Q/10	4Q/10	1Q/11	2Q/11	3Q/11	4Q/11	1Q/12	2Q/12
High radiation area occurrences	0	0	0	0	0	0	0	0
Very high radiation area occurrences	0	0	0	0	0	0	0	0
Unintended exposure occurrences	0	0	0	0	0	0	0	0
Indicator value	0	0	0	0	0	0	0	0

Licensee Comments: none

## RETS/ODCM Radiological Effluent



Thresholds: White > 1.0 Yellow > 3.0

### Notes

RETS/ODCM Radiological Effluent	3Q/10	4Q/10	1Q/11	2Q/11	3Q/11	4Q/11	1Q/12	2Q/12
RETS/ODCM occurrences	0	0	0	0	0	0	0	0
Indicator value	0	0	0	0	0	0	0	0

Licensee Comments: none

---

Although the Security Cornerstone is included in the Reactor Oversight Process assessment program, the Commission has decided that specific information related to findings and performance indicators pertaining to the Security Cornerstone will not be publicly available to ensure that security information is not provided to a possible adversary. Other than the fact that a finding or performance indicator is Green or Greater-Than-Green, security related information will not be displayed on the public web page.

---