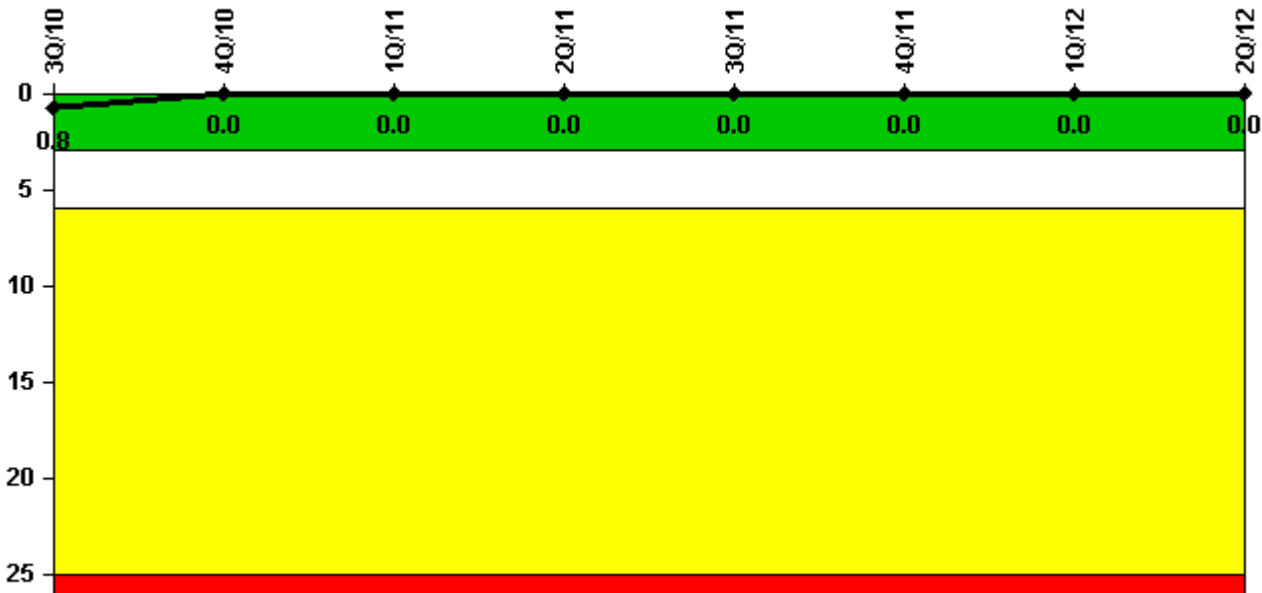


Harris 1

2Q/2012 Performance Indicators

Licensee's General Comments: One LER (2012-001-00) was submitted for the month of June 2012, which describes a condition where unexpected long-term corrosion of valve piston rings caused delayed closing of Main Steam Isolation Valves.

Unplanned Scrams per 7000 Critical Hrs



Thresholds: White > 3.0 Yellow > 6.0 Red > 25.0

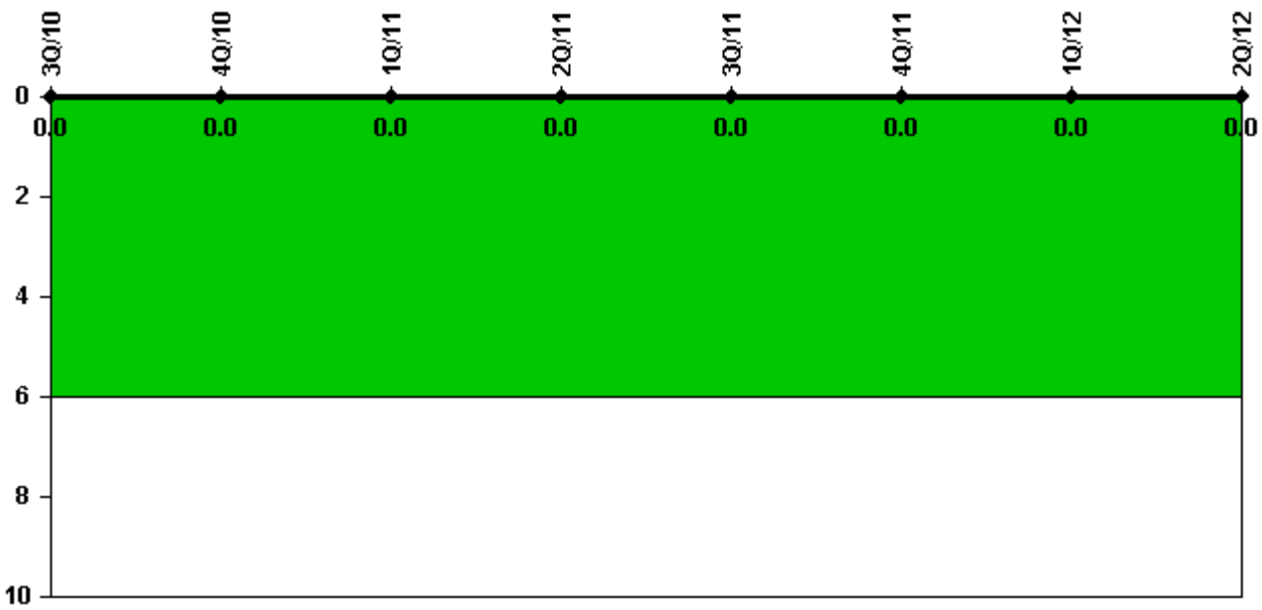
Notes

Unplanned Scrams per 7000 Critical Hrs	3Q/10	4Q/10	1Q/11	2Q/11	3Q/11	4Q/11	1Q/12	2Q/12
Unplanned scrams	0	0	0	0	0	0	0	0
Critical hours	2208.0	1249.6	2159.0	2184.0	2208.0	2209.0	2183.0	1072.9
Indicator value	0.8	0	0	0	0	0	0	0

Licensee Comments:

2Q/12: There was a planned unit shutdown for RFO-17 starting April 21, 2012 and continuing into June 2012.

Unplanned Power Changes per 7000 Critical Hrs



Thresholds: White > 6.0

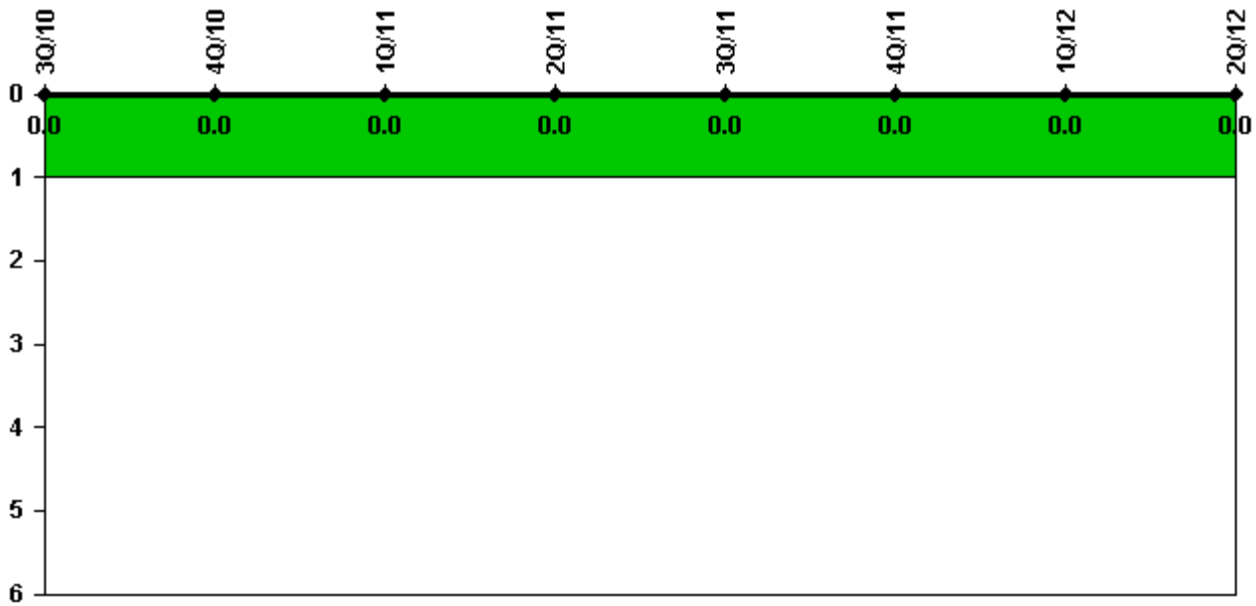
Notes

Unplanned Power Changes per 7000 Critical Hrs	3Q/10	4Q/10	1Q/11	2Q/11	3Q/11	4Q/11	1Q/12	2Q/12
Unplanned power changes	0	0	0	0	0	0	0	0
Critical hours	2208.0	1249.6	2159.0	2184.0	2208.0	2209.0	2183.0	1072.9
Indicator value	0	0	0	0	0	0	0	0

Licensee Comments:

2Q/12: There was a planned unit shutdown for RFO-17 starting April 21, 2012 and continuing into June 2012.

Unplanned Scrams with Complications



Thresholds: White > 1.0

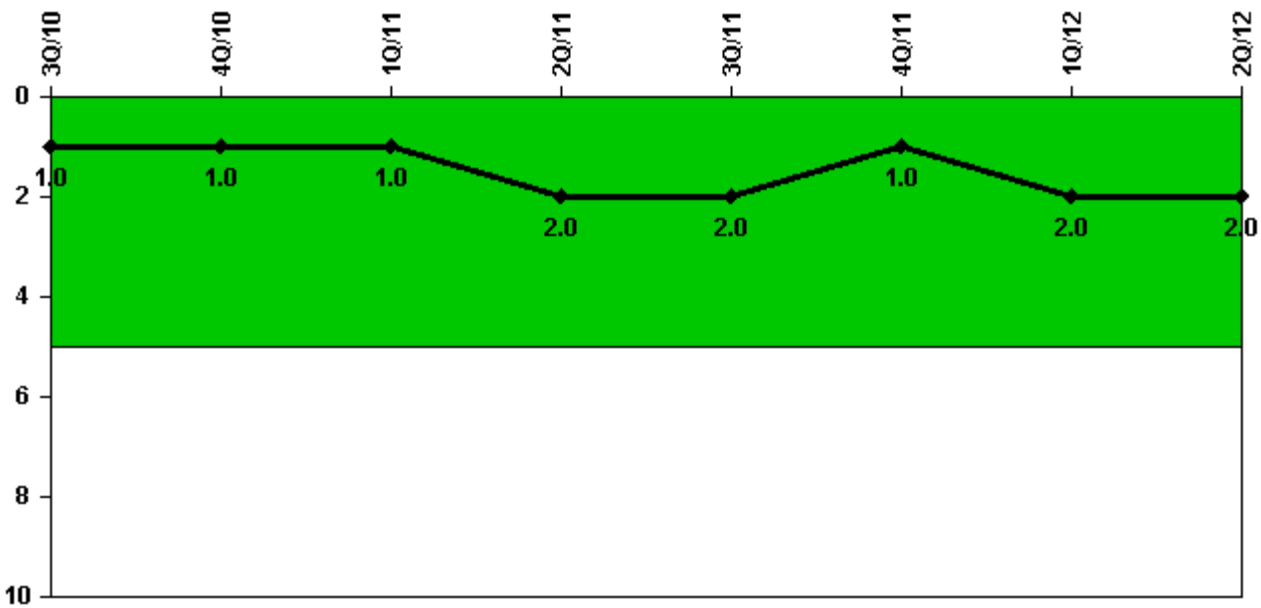
Notes

Unplanned Scrams with Complications	3Q/10	4Q/10	1Q/11	2Q/11	3Q/11	4Q/11	1Q/12	2Q/12
Scrams with complications	0	0	0	0	0	0	0	0
Indicator value	0.0	0.0	0.0	0.0	0.0	0.0	0.0	0.0

Licensee Comments:

2Q/12: There was a planned unit shutdown for RFO-17 starting April 21, 2012 and continuing into June 2012.

Safety System Functional Failures (PWR)



Thresholds: White > 5.0

Notes

Safety System Functional Failures (PWR)	3Q/10	4Q/10	1Q/11	2Q/11	3Q/11	4Q/11	1Q/12	2Q/12
Safety System Functional Failures	0	1	0	1	0	0	1	1
Indicator value	1	1	1	2	2	1	2	2

Licensee Comments:

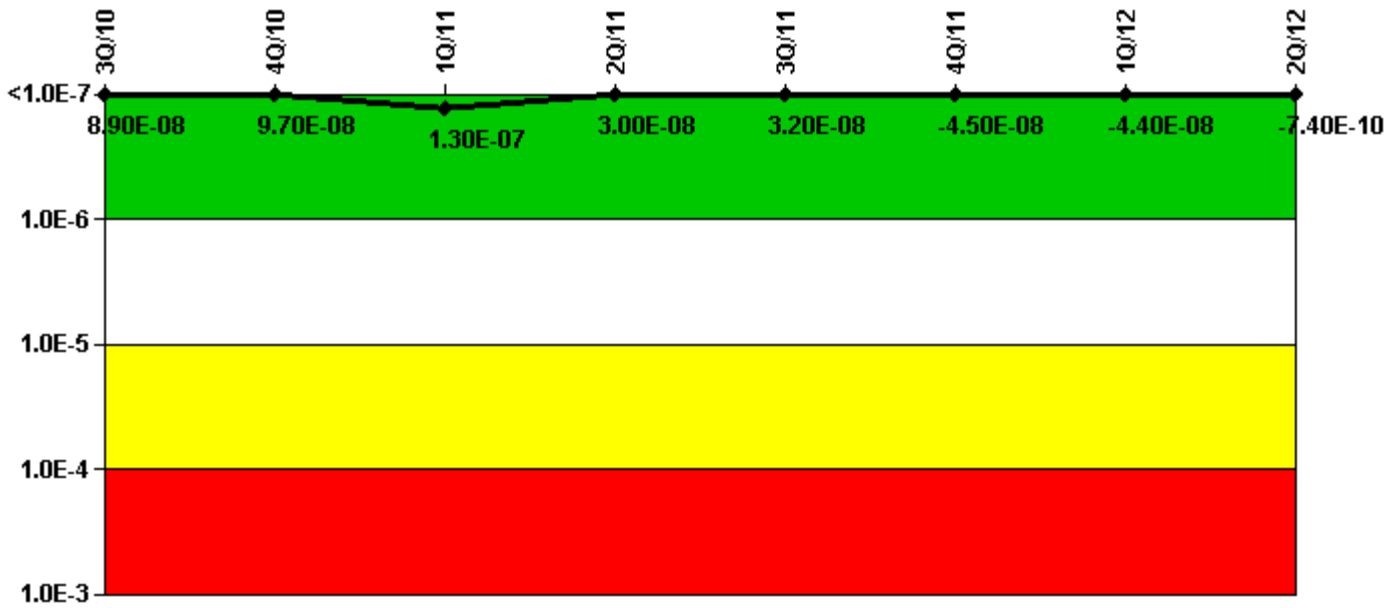
2Q/12: One LER (2012-001-00) was submitted for the month of June 2012, which describes a condition where unexpected long-term corrosion of valve piston rings caused delayed closing of Main Steam Isolation Valves.

1Q/12: One LER (2011-002-00) was submitted which describes an event in which the 1B-SB Emergency Diesel Generator was found to be inoperable because the engine may not have run for the entire seven day mission time due to drift of the speed setting.

2Q/11: LER 2010-002-01 was issued to supplement LER 2010-002-00 and describe a Main Steam Isolation Valve that failed to fully close during plant stabilization after a manual Rx trip.

4Q/10: Loss of Safety Function due to both trains of ECCS inoperable longer than allowed by Tech Specs. LER 2010-005.

Mitigating Systems Performance Index, Emergency AC Power System



Thresholds: White > 1.00E-6 Yellow > 1.00E-5 Red > 1.00E-4

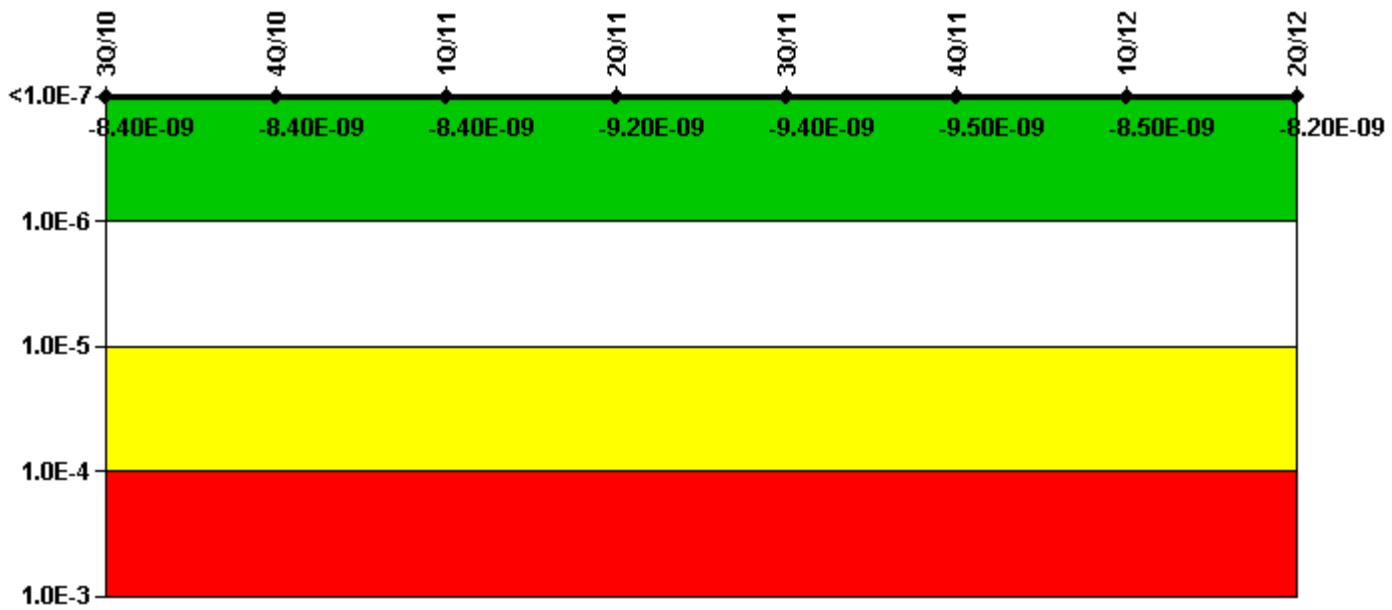
Notes

Mitigating Systems Performance Index, Emergency AC Power System	3Q/10	4Q/10	1Q/11	2Q/11	3Q/11	4Q/11	1Q/12	2Q/12
UAI (Δ CDF)	1.76E-08	2.50E-08	5.44E-08	9.27E-09	1.13E-08	8.40E-09	9.54E-09	1.02E-08
URI (Δ CDF)	7.19E-08	7.19E-08	7.19E-08	2.03E-08	2.03E-08	-5.36E-08	-5.33E-08	-1.09E-08
PLE	NO	NO	NO	NO	NO	NO	NO	NO
Indicator value	8.90E-08	9.70E-08	1.30E-07	3.00E-08	3.20E-08	-4.50E-08	-4.40E-08	-7.40E-10

Licensee Comments:

3Q/11: Corrected data has been submitted for EAC Planned unavailability for July 2010, March 2011, April 2011, May 2011, June 2011. No color change as a result of this updated data.

Mitigating Systems Performance Index, High Pressure Injection System




Thresholds: White > 1.00E-6 Yellow > 1.00E-5 Red > 1.00E-4

Notes

Mitigating Systems Performance Index, High Pressure Injection System	3Q/10	4Q/10	1Q/11	2Q/11	3Q/11	4Q/11	1Q/12	2Q/12
UAI (Δ CDF)	2.16E-09	2.22E-09	2.23E-09	6.86E-10	6.70E-10	6.70E-10	1.75E-09	2.00E-09
URI (Δ CDF)	-1.06E-08	-1.06E-08	-1.06E-08	-9.87E-09	-1.00E-08	-1.02E-08	-1.03E-08	-1.02E-08
PLE	NO	NO	NO	NO	NO	NO	NO	NO
Indicator value	-8.40E-09	-8.40E-09	-8.40E-09	-9.20E-09	-9.40E-09	-9.50E-09	-8.50E-09	-8.20E-09

Licensee Comments: none

Mitigating Systems Performance Index, Heat Removal System



Thresholds: White > 1.00E-6 Yellow > 1.00E-5 Red > 1.00E-4

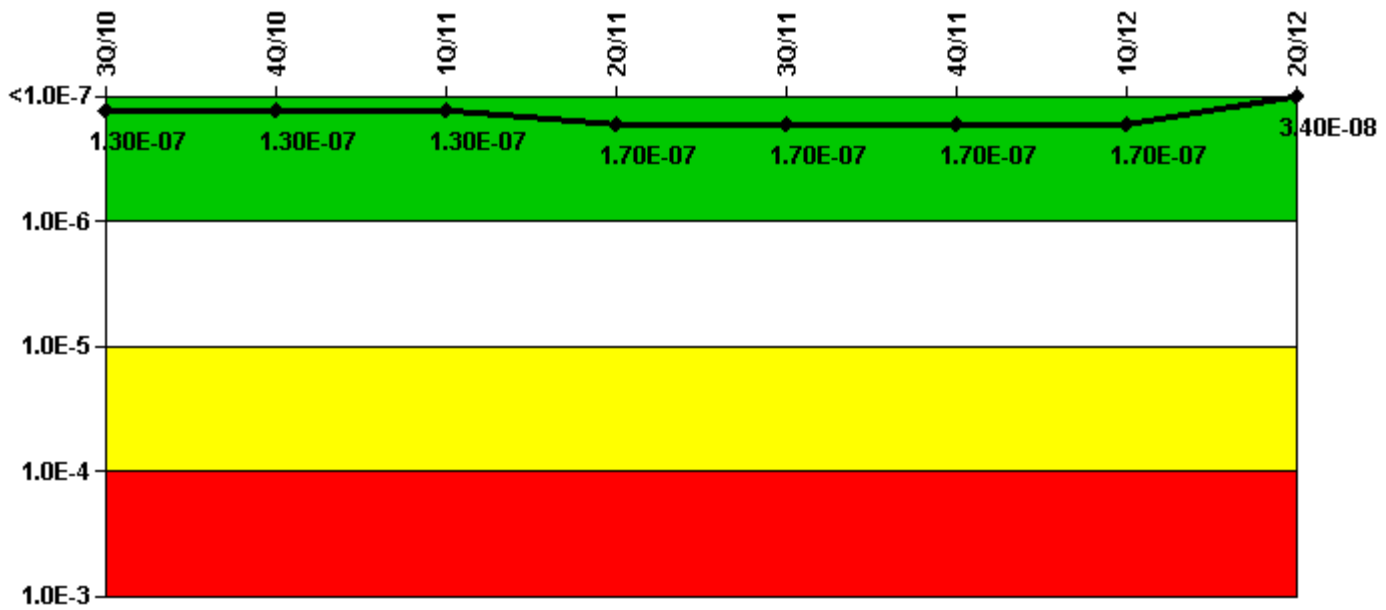
Notes

Mitigating Systems Performance Index, Heat Removal System	3Q/10	4Q/10	1Q/11	2Q/11	3Q/11	4Q/11	1Q/12	2Q/12
UAI (Δ CDF)	1.04E-09	-2.94E-09	-1.66E-09	1.04E-08	7.60E-09	5.67E-09	8.30E-09	-6.82E-09
URI (Δ CDF)	-8.98E-08	-8.91E-08	-8.84E-08	-7.39E-08	-7.39E-08	-7.39E-08	-7.38E-08	-7.36E-08
PLE	NO	NO	NO	NO	NO	NO	NO	NO
Indicator value	-8.90E-08	-9.20E-08	-9.00E-08	-6.30E-08	-6.60E-08	-6.80E-08	-6.60E-08	-8.00E-08

Licensee Comments:

1Q/12: Changed PRA Parameter(s).

Mitigating Systems Performance Index, Residual Heat Removal System



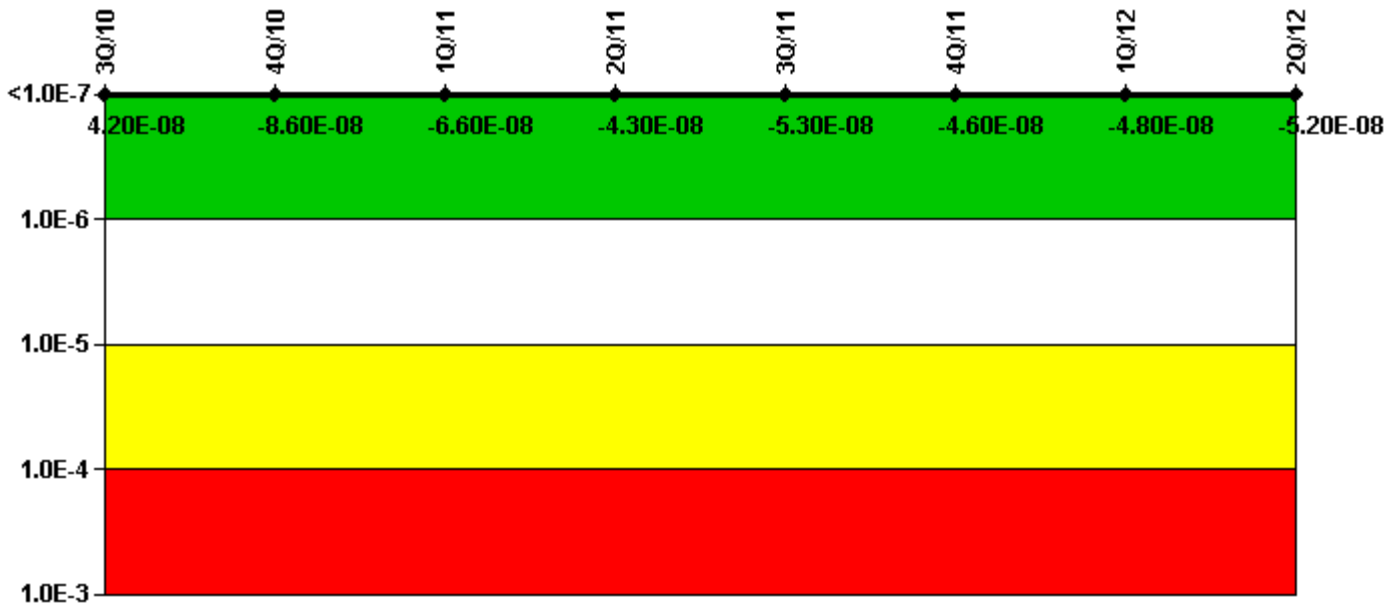
Thresholds: White > 1.00E-6 Yellow > 1.00E-5 Red > 1.00E-4

Notes

Mitigating Systems Performance Index, Residual Heat Removal System	3Q/10	4Q/10	1Q/11	2Q/11	3Q/11	4Q/11	1Q/12	2Q/12
UAI (Δ CDF)	4.80E-10	2.99E-09	3.02E-09	3.68E-09	4.49E-09	4.04E-09	7.93E-09	1.04E-08
URI (Δ CDF)	1.27E-07	1.29E-07	1.31E-07	1.64E-07	1.64E-07	1.64E-07	1.65E-07	2.37E-08
PLE	NO	NO	NO	NO	NO	NO	NO	NO
Indicator value	1.30E-07	1.30E-07	1.30E-07	1.70E-07	1.70E-07	1.70E-07	1.70E-07	3.40E-08

Licensee Comments: none

Mitigating Systems Performance Index, Cooling Water Systems



Thresholds: White > 1.00E-6 Yellow > 1.00E-5 Red > 1.00E-4

Notes


Mitigating Systems Performance Index, Cooling Water Systems	3Q/10	4Q/10	1Q/11	2Q/11	3Q/11	4Q/11	1Q/12	2Q/12
UAI (Δ CDF)	1.14E-07	1.06E-07	1.28E-07	6.40E-08	5.32E-08	6.02E-08	5.82E-08	5.43E-08
URI (Δ CDF)	-7.26E-08	-1.92E-07	-1.93E-07	-1.07E-07	-1.07E-07	-1.07E-07	-1.06E-07	-1.06E-07
PLE	NO	NO	NO	NO	NO	NO	NO	NO
Indicator value	4.20E-08	8.60E-08	6.60E-08	4.30E-08	5.30E-08	4.60E-08	4.80E-08	5.20E-08

Licensee Comments:

1Q/12: Changed PRA Parameter(s).

2Q/11: Corrected data has been submitted for B ESW as it has been determined in an evaluation that no unavailability occurred as a result of the previously reported event. No color change results from this corrected data.

Reactor Coolant System Activity



Thresholds: White > 50.0 Yellow > 100.0

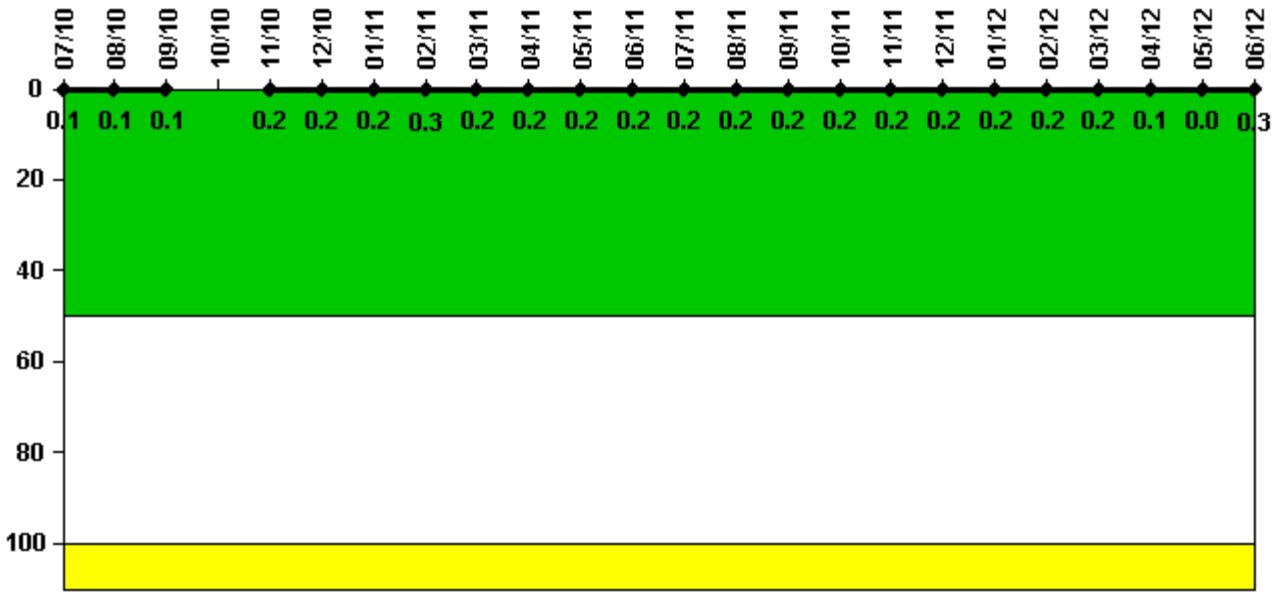
Notes

Reactor Coolant System Activity	7/10	8/10	9/10	10/10	11/10	12/10	1/11	2/11	3/11	4/11	5/11	6/11
Maximum activity	0.000162	0.000169	0.000173	0.000160	0.000085	0.000162	0.000186	0.000101	0.000105	0.000113	0.000403	0.000119
Technical specification limit	1.0	1.0	1.0	1.0	1.0	1.0	1.0	1.0	1.0	1.0	1.0	1.0
Indicator value	0	0	0	0	0	0	0	0	0	0	0	0

Reactor Coolant System Activity	7/11	8/11	9/11	10/11	11/11	12/11	1/12	2/12	3/12	4/12	5/12	6/12
Maximum activity	0.000126	0.000127	0.000130	0.000136	0.000138	0.000141	0.000202	0.000147	0.000158	0.000253	N/A	0.000049
Technical specification limit	1.0	1.0	1.0	1.0	1.0	1.0	1.0	1.0	1.0	1.0	1.0	1.0
Indicator value	0	0	0	0	0	0	0	0	0	0	N/A	0

Licensee Comments: none

Reactor Coolant System Leakage



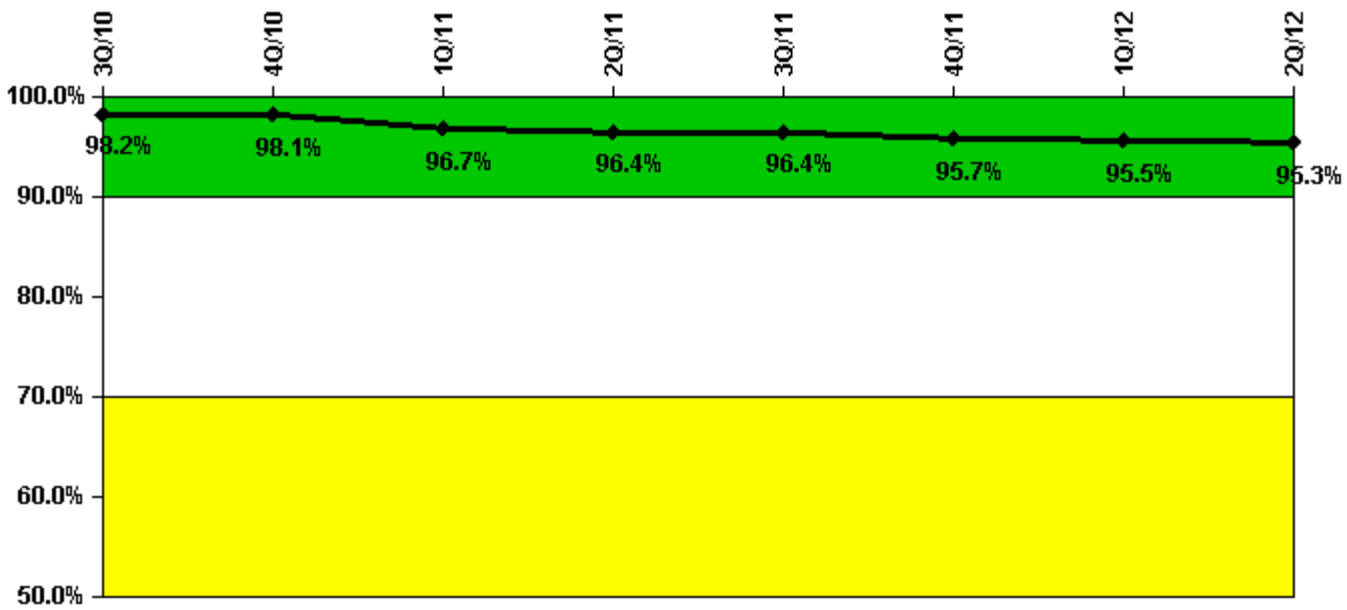
Thresholds: White > 50.0 Yellow > 100.0

Notes

Reactor Coolant System Leakage	7/10	8/10	9/10	10/10	11/10	12/10	1/11	2/11	3/11	4/11	5/11	6/11
Maximum leakage	0.012	0.014	0.012	N/A	0.016	0.019	0.018	0.030	0.020	0.019	0.019	0.017
Technical specification limit	10.0	10.0	10.0	10.0	10.0	10.0	10.0	10.0	10.0	10.0	10.0	10.0
Indicator value	0.1	0.1	0.1	N/A	0.2	0.2	0.2	0.3	0.2	0.2	0.2	0.2
Reactor Coolant System Leakage	7/11	8/11	9/11	10/11	11/11	12/11	1/12	2/12	3/12	4/12	5/12	6/12
Maximum leakage	0.019	0.018	0.017	0.019	0.018	0.017	0.017	0.016	0.016	0.014	0	0.026
Technical specification limit	10.0	10.0	10.0	10.0	10.0	10.0	10.0	10.0	10.0	10.0	10.0	10.0
Indicator value	0.2	0.2	0.2	0.2	0.2	0.2	0.2	0.2	0.2	0.1	0	0.3

Licensee Comments: none

Drill/Exercise Performance



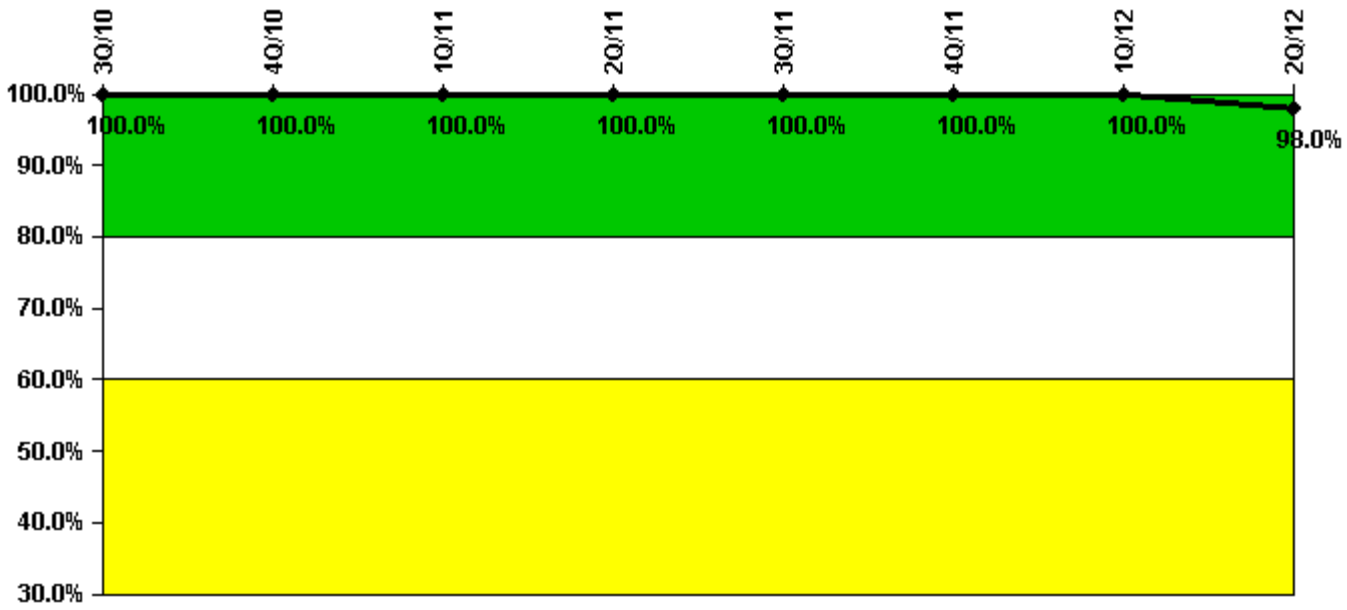
Thresholds: White < 90.0% Yellow < 70.0%

Notes

Drill/Exercise Performance	3Q/10	4Q/10	1Q/11	2Q/11	3Q/11	4Q/11	1Q/12	2Q/12
Successful opportunities	27.0	8.0	35.0	29.0	24.0	32.0	25.0	2.0
Total opportunities	28.0	8.0	39.0	30.0	25.0	34.0	25.0	2.0
Indicator value	98.2%	98.1%	96.7%	96.4%	96.4%	95.7%	95.5%	95.3%

Licensee Comments: none

ERO Drill Participation



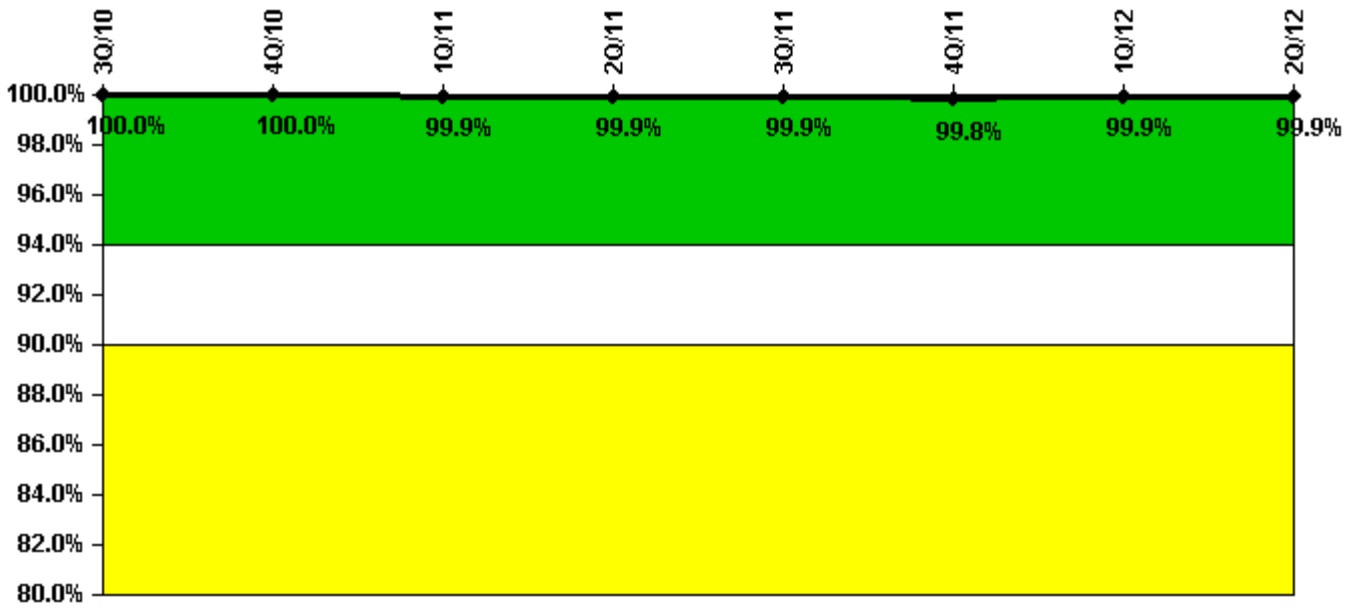
Thresholds: White < 80.0% Yellow < 60.0%

Notes

ERO Drill Participation	3Q/10	4Q/10	1Q/11	2Q/11	3Q/11	4Q/11	1Q/12	2Q/12
Participating Key personnel	49.0	48.0	42.0	46.0	47.0	52.0	54.0	50.0
Total Key personnel	49.0	48.0	42.0	46.0	47.0	52.0	54.0	51.0
Indicator value	100.0%	100.0%	100.0%	100.0%	100.0%	100.0%	100.0%	98.0%

Licensee Comments: none

Alert & Notification System



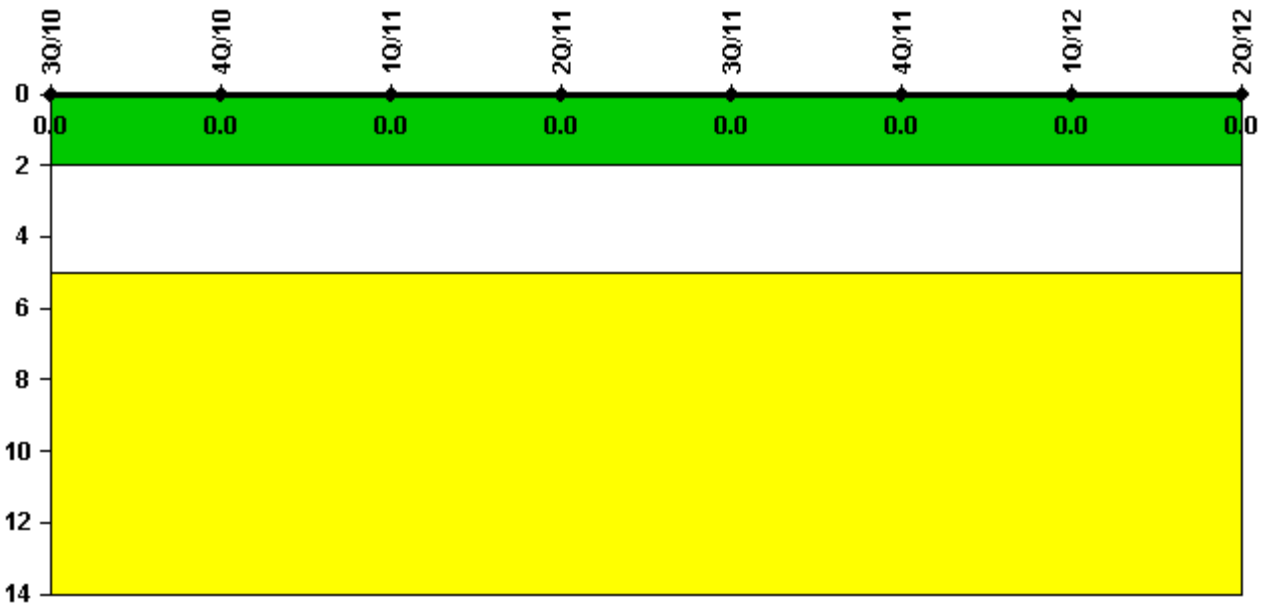
Thresholds: White < 94.0% Yellow < 90.0%

Notes

Alert & Notification System	3Q/10	4Q/10	1Q/11	2Q/11	3Q/11	4Q/11	1Q/12	2Q/12
Successful siren-tests	747	581	662	581	746	663	664	581
Total sirens-tests	747	581	664	581	747	664	664	581
Indicator value	100.0%	100.0%	99.9%	99.9%	99.9%	99.8%	99.9%	99.9%

Licensee Comments: none

Occupational Exposure Control Effectiveness



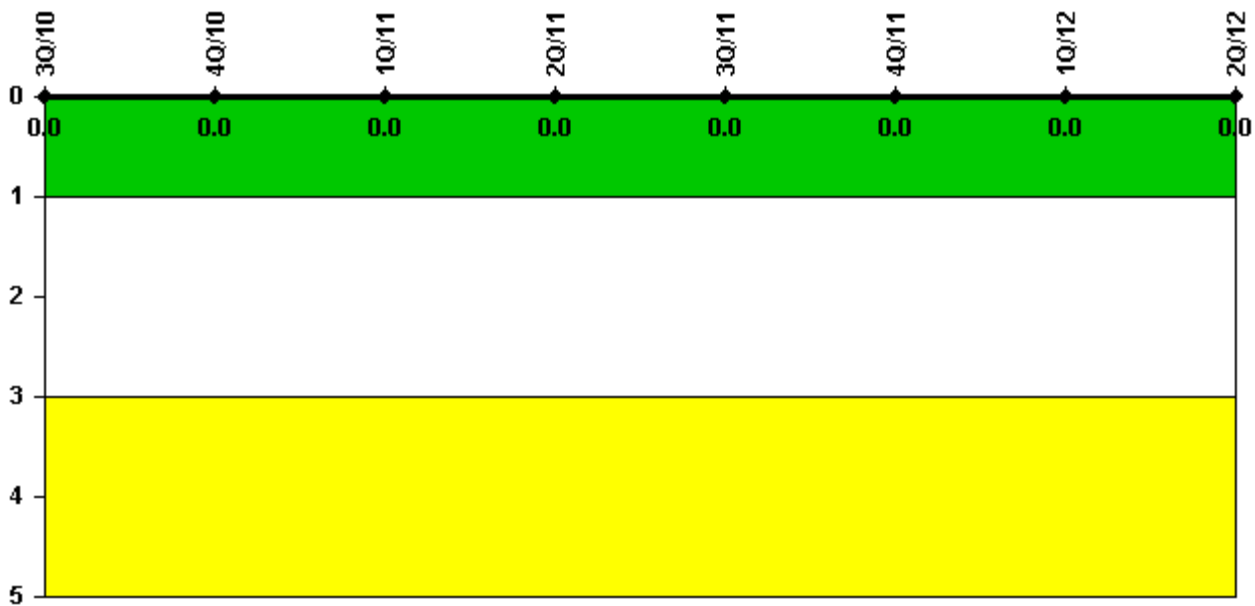
Thresholds: White > 2.0 Yellow > 5.0

Notes

Occupational Exposure Control Effectiveness	3Q/10	4Q/10	1Q/11	2Q/11	3Q/11	4Q/11	1Q/12	2Q/12
High radiation area occurrences	0	0	0	0	0	0	0	0
Very high radiation area occurrences	0	0	0	0	0	0	0	0
Unintended exposure occurrences	0	0	0	0	0	0	0	0
Indicator value	0	0	0	0	0	0	0	0

Licensee Comments: none

RETS/ODCM Radiological Effluent



Thresholds: White > 1.0 Yellow > 3.0

Notes

RETS/ODCM Radiological Effluent	3Q/10	4Q/10	1Q/11	2Q/11	3Q/11	4Q/11	1Q/12	2Q/12
RETS/ODCM occurrences	0	0	0	0	0	0	0	0
Indicator value	0	0	0	0	0	0	0	0

Licensee Comments: none

Although the Security Cornerstone is included in the Reactor Oversight Process assessment program, the Commission has decided that specific information related to findings and performance indicators pertaining to the Security Cornerstone will not be publicly available to ensure that security information is not provided to a possible adversary. Other than the fact that a finding or performance indicator is Green or Greater-Than-Green, security related information will not be displayed on the public web page.
