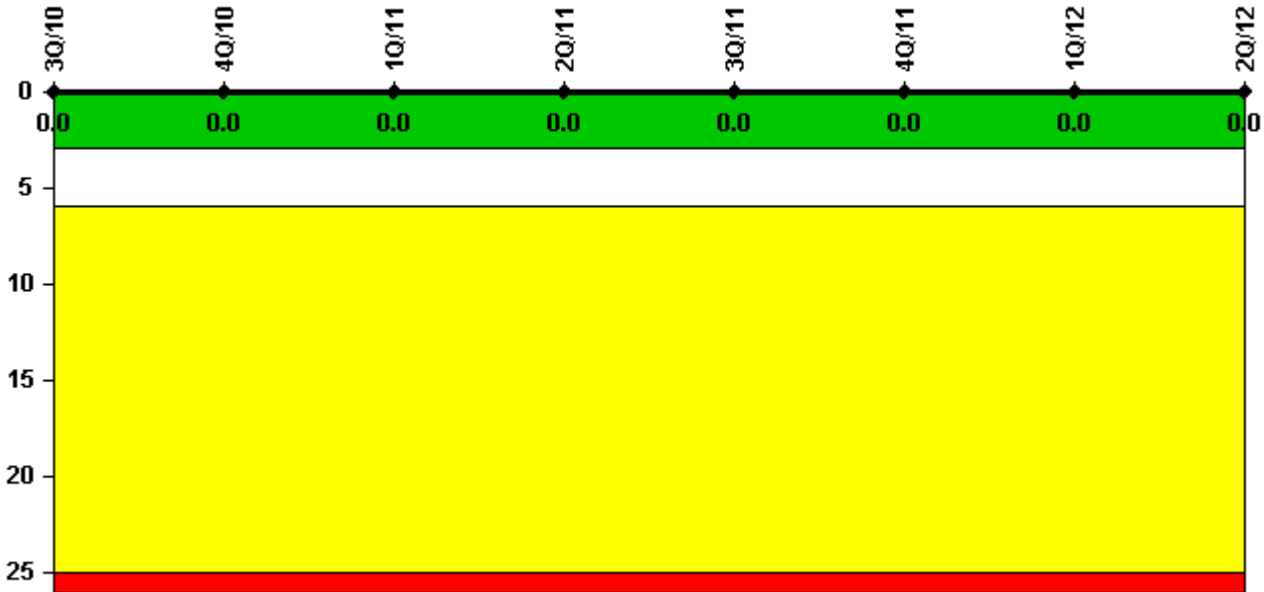


Farley 1

2Q/2012 Performance Indicators

Licensee's General Comments: none

Unplanned Scrams per 7000 Critical Hrs



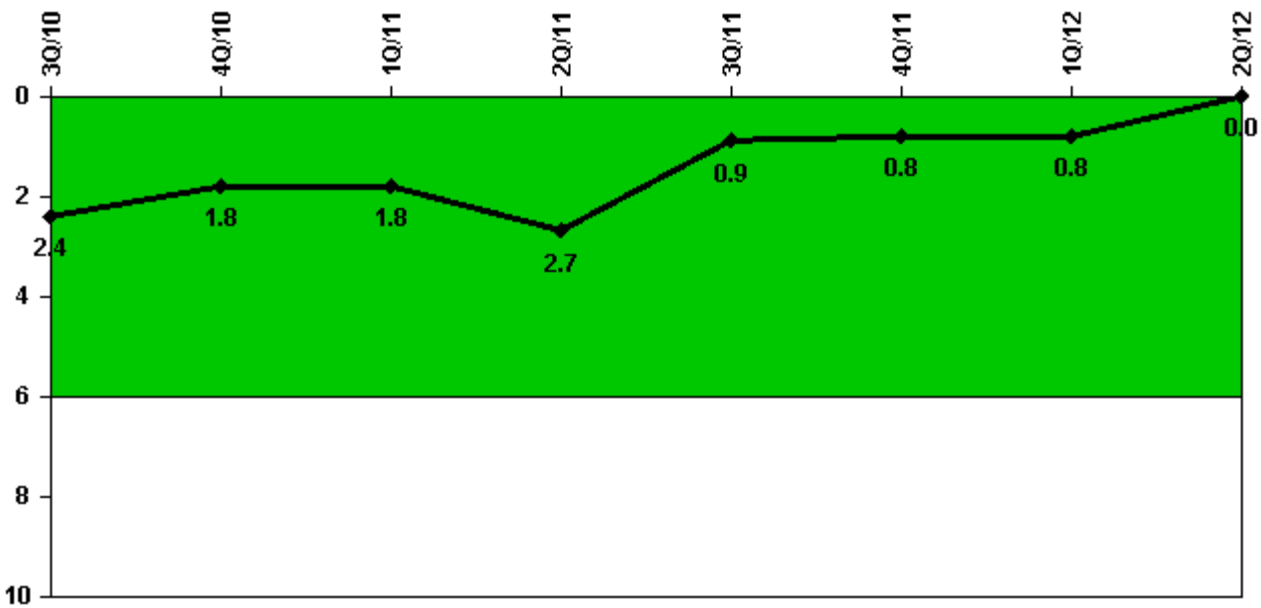
Thresholds: White > 3.0 Yellow > 6.0 Red > 25.0

Notes

Unplanned Scrams per 7000 Critical Hrs	3Q/10	4Q/10	1Q/11	2Q/11	3Q/11	4Q/11	1Q/12	2Q/12
Unplanned scrams	0	0	0	0	0	0	0	0
Critical hours	2208.0	1284.8	2159.0	2184.0	2208.0	2209.0	2093.0	1606.2
Indicator value	0	0	0	0	0	0	0	0

Licensee Comments: none

Unplanned Power Changes per 7000 Critical Hrs



Thresholds: White > 6.0

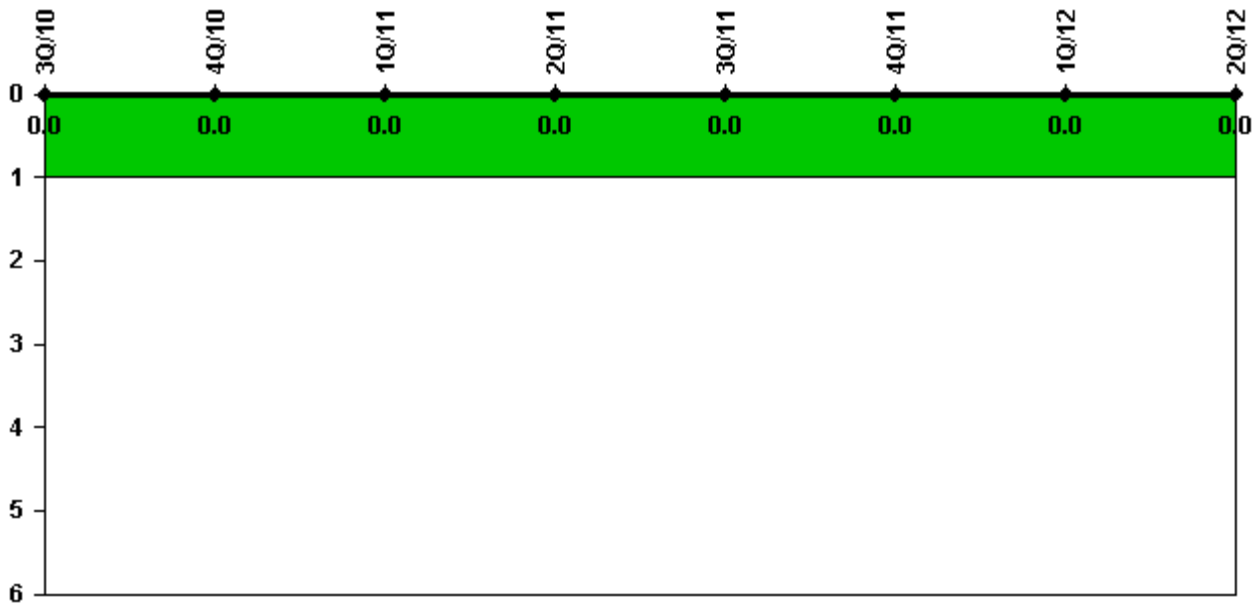
Notes

Unplanned Power Changes per 7000 Critical Hrs	3Q/10	4Q/10	1Q/11	2Q/11	3Q/11	4Q/11	1Q/12	2Q/12
Unplanned power changes	2.0	0	0	1.0	0	0	0	0
Critical hours	2208.0	1284.8	2159.0	2184.0	2208.0	2209.0	2093.0	1606.2
Indicator value	2.4	1.8	1.8	2.7	0.9	0.8	0.8	0

Licensee Comments:

3Q/10: On 8/15/2010 at 04:00 AM, a Notice of Enforcement Discretion (NOED) went into effect for Unit 1 to allow discretion to not enforce TS 3.6.5 Required Action A.1 for containment temperature exceeding 120. (NOED NO. 10-2-004)

Unplanned Scrams with Complications



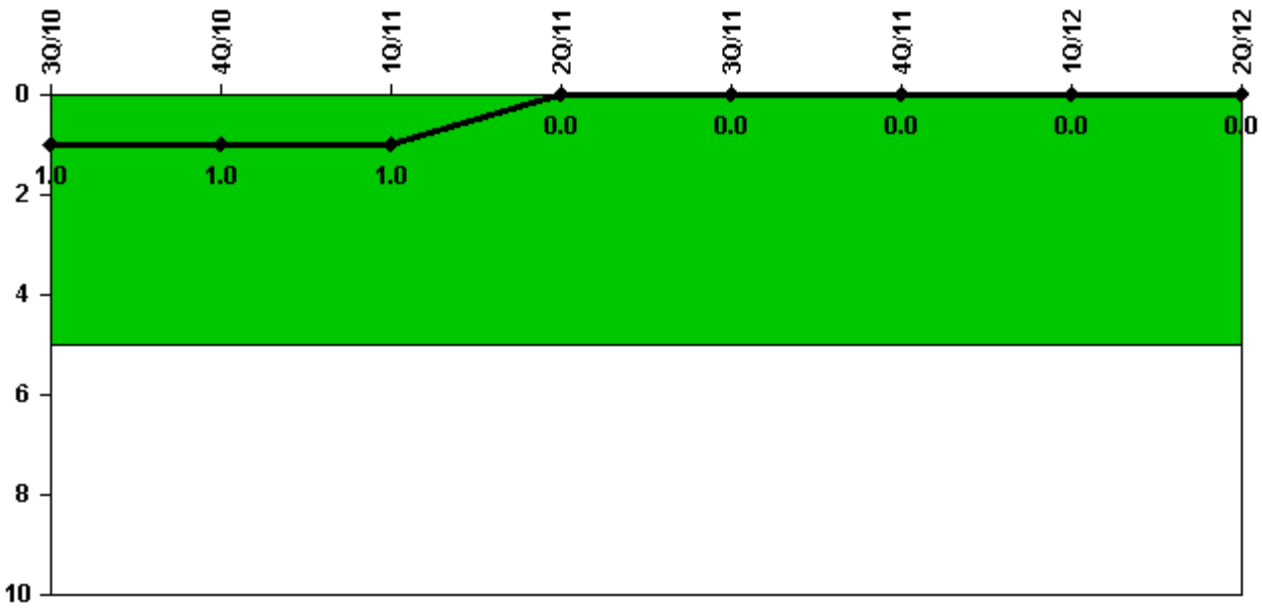
Thresholds: White > 1.0

Notes

Unplanned Scrams with Complications	3Q/10	4Q/10	1Q/11	2Q/11	3Q/11	4Q/11	1Q/12	2Q/12
Scrams with complications	0	0	0	0	0	0	0	0
Indicator value	0.0	0.0	0.0	0.0	0.0	0.0	0.0	0.0

Licensee Comments: none

Safety System Functional Failures (PWR)



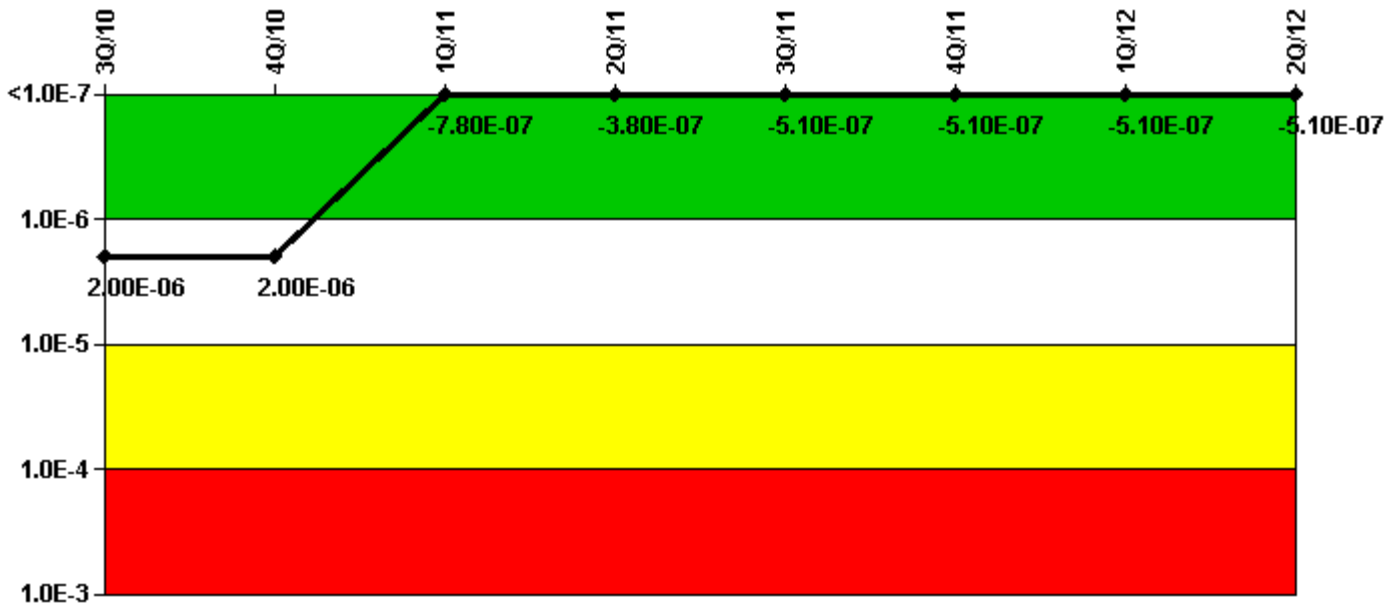
Thresholds: White > 5.0

Notes

Safety System Functional Failures (PWR)	3Q/10	4Q/10	1Q/11	2Q/11	3Q/11	4Q/11	1Q/12	2Q/12
Safety System Functional Failures	0	0	0	0	0	0	0	0
Indicator value	1	1	1	0	0	0	0	0

Licensee Comments: none

Mitigating Systems Performance Index, Emergency AC Power System



Thresholds: White > 1.00E-6 Yellow > 1.00E-5 Red > 1.00E-4

Notes

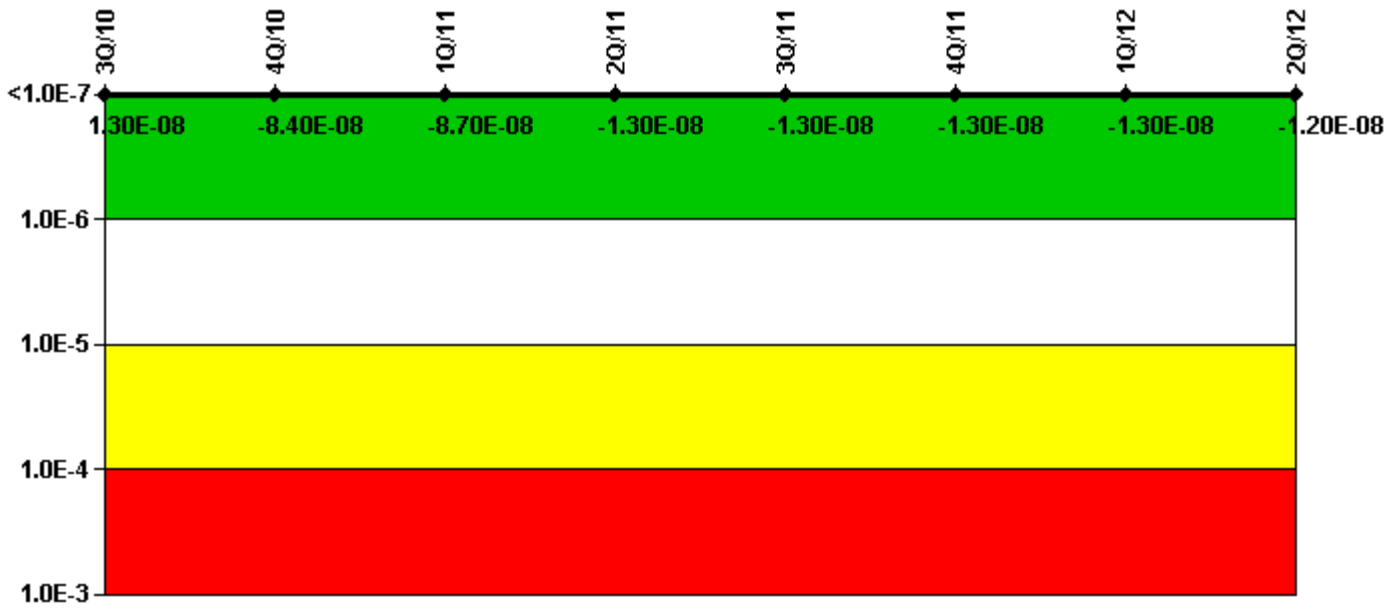
Mitigating Systems Performance Index, Emergency AC Power System	3Q/10	4Q/10	1Q/11	2Q/11	3Q/11	4Q/11	1Q/12	2Q/12
UAI (Δ CDF)	3.32E-07	3.27E-07	1.60E-07	1.16E-07	-2.66E-08	-2.66E-08	-2.68E-08	-2.57E-08
URI (Δ CDF)	1.64E-06	1.64E-06	-9.40E-07	-4.93E-07	-4.88E-07	-4.88E-07	-4.87E-07	-4.87E-07
PLE	NO	NO	NO	NO	NO	NO	NO	NO
Indicator value	2.00E-06	2.00E-06	-7.80E-07	-3.80E-07	-5.10E-07	-5.10E-07	-5.10E-07	-5.10E-07

Licensee Comments:

4Q/10: Risk Cap Invoked.

3Q/10: Risk Cap Invoked.

Mitigating Systems Performance Index, High Pressure Injection System



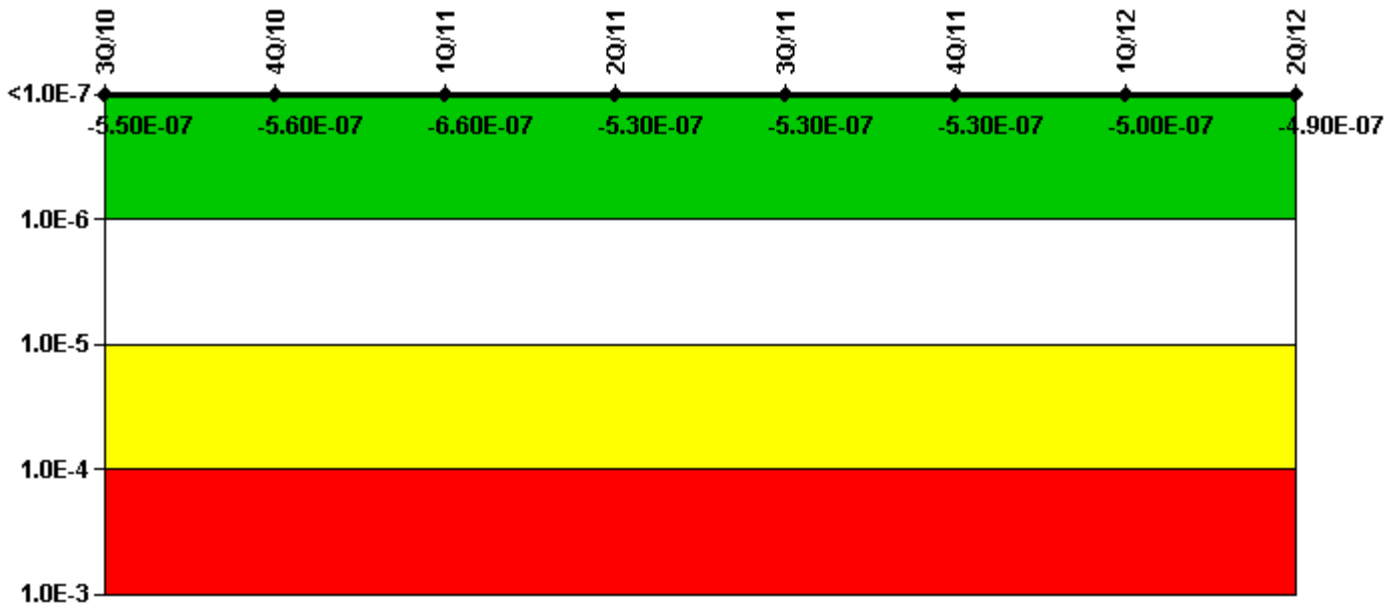
Thresholds: White > 1.00E-6 Yellow > 1.00E-5 Red > 1.00E-4

Notes

Mitigating Systems Performance Index, High Pressure Injection System	3Q/10	4Q/10	1Q/11	2Q/11	3Q/11	4Q/11	1Q/12	2Q/12
UAI (Δ CDF)	-4.65E-08	-3.24E-08	-3.52E-08	-8.61E-11	-4.90E-11	-3.26E-11	1.93E-11	6.68E-11
URI (Δ CDF)	5.93E-08	-5.17E-08	-5.17E-08	-1.26E-08	-1.26E-08	-1.26E-08	-1.26E-08	-1.26E-08
PLE	NO	NO	NO	NO	NO	NO	NO	NO
Indicator value	1.30E-08	-8.40E-08	-8.70E-08	-1.30E-08	-1.30E-08	-1.30E-08	-1.30E-08	-1.20E-08

Licensee Comments: none

Mitigating Systems Performance Index, Heat Removal System



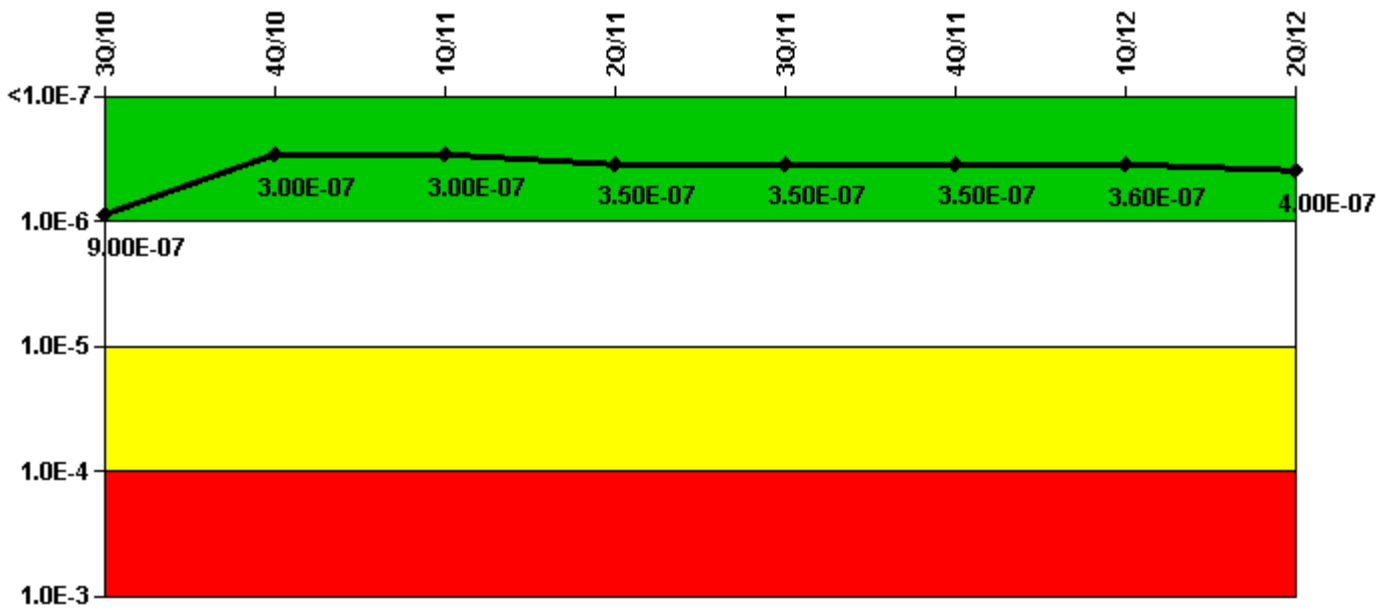
Thresholds: White > 1.00E-6 Yellow > 1.00E-5 Red > 1.00E-4

Notes

Mitigating Systems Performance Index, Heat Removal System	3Q/10	4Q/10	1Q/11	2Q/11	3Q/11	4Q/11	1Q/12	2Q/12
UAI (Δ CDF)	-4.99E-08	-5.14E-08	-1.52E-07	-1.14E-07	-1.13E-07	-1.19E-07	-9.03E-08	-8.31E-08
URI (Δ CDF)	-5.04E-07	-5.04E-07	-5.04E-07	-4.16E-07	-4.16E-07	-4.12E-07	-4.12E-07	-4.12E-07
PLE	NO	NO	NO	NO	NO	NO	NO	NO
Indicator value	-5.50E-07	-5.60E-07	-6.60E-07	-5.30E-07	-5.30E-07	-5.30E-07	-5.00E-07	-4.90E-07

Licensee Comments: none

Mitigating Systems Performance Index, Residual Heat Removal System



Thresholds: White > 1.00E-6 Yellow > 1.00E-5 Red > 1.00E-4

Notes

Mitigating Systems Performance Index, Residual Heat Removal System	3Q/10	4Q/10	1Q/11	2Q/11	3Q/11	4Q/11	1Q/12	2Q/12
UAI (Δ CDF)	-1.19E-08	-1.22E-08	-1.22E-08	1.86E-09	1.52E-09	1.47E-09	1.45E-08	5.76E-08
URI (Δ CDF)	9.14E-07	3.11E-07	3.11E-07	3.45E-07	3.45E-07	3.45E-07	3.45E-07	3.45E-07
PLE	NO	NO	NO	NO	NO	NO	NO	NO
Indicator value	9.00E-07	3.00E-07	3.00E-07	3.50E-07	3.50E-07	3.50E-07	3.60E-07	4.00E-07

Licensee Comments:

2Q/12: Risk Cap Invoked.

1Q/12: Risk Cap Invoked.

4Q/11: Risk Cap Invoked.

3Q/11: Risk Cap Invoked.

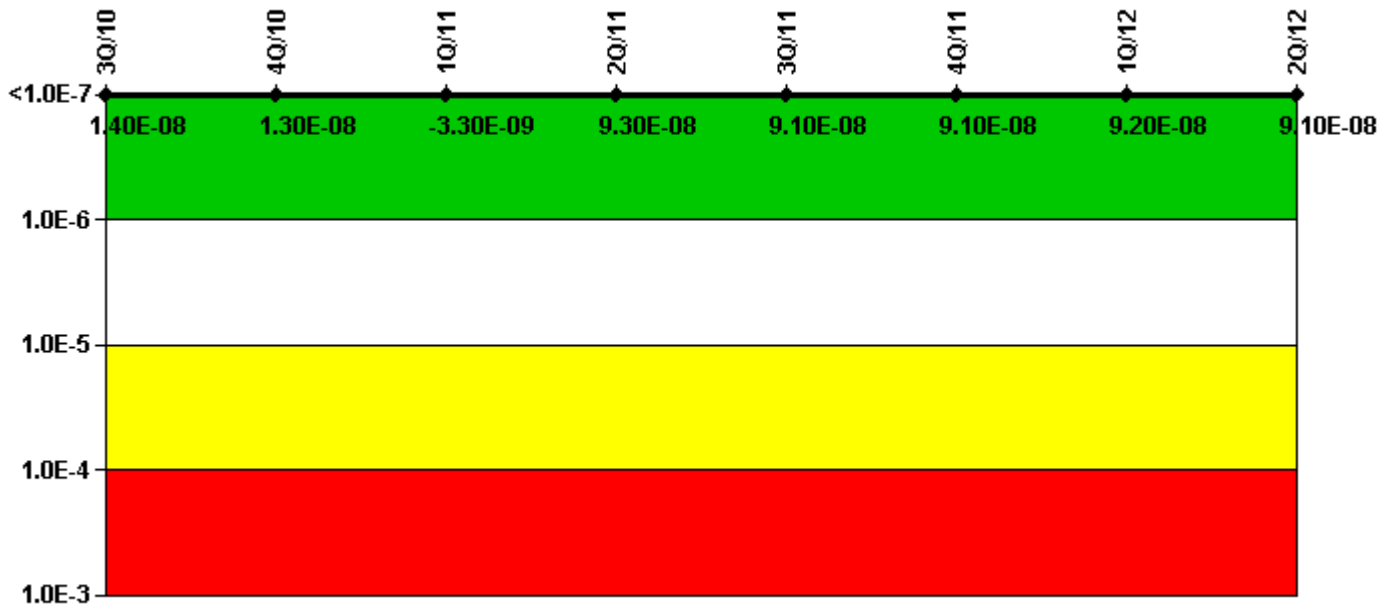
2Q/11: Risk Cap Invoked.

1Q/11: Risk Cap Invoked.

4Q/10: Risk Cap Invoked.

3Q/10: Risk Cap Invoked.

Mitigating Systems Performance Index, Cooling Water Systems



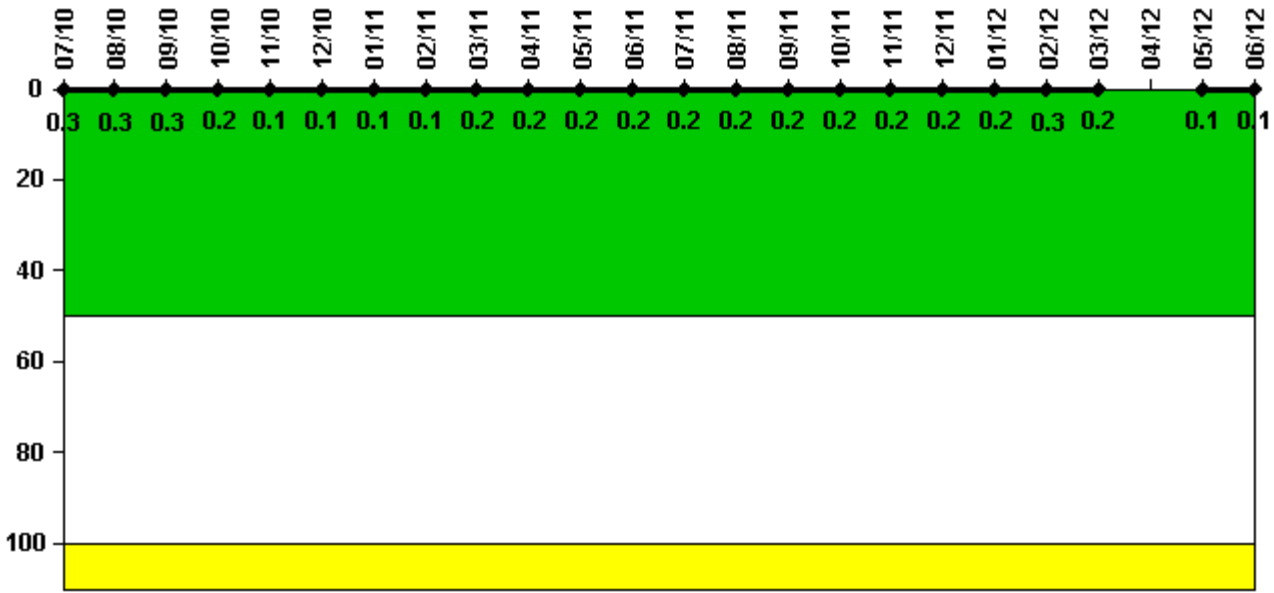
Thresholds: White > 1.00E-6 Yellow > 1.00E-5 Red > 1.00E-4

Notes

Mitigating Systems Performance Index, Cooling Water Systems	3Q/10	4Q/10	1Q/11	2Q/11	3Q/11	4Q/11	1Q/12	2Q/12
UAI (Δ CDF)	1.03E-07	1.03E-07	8.86E-08	2.31E-08	2.08E-08	2.11E-08	2.14E-08	2.13E-08
URI (Δ CDF)	-8.89E-08	-9.05E-08	-9.19E-08	7.02E-08	7.02E-08	7.02E-08	7.02E-08	7.02E-08
PLE	NO	NO	NO	NO	NO	NO	NO	NO
Indicator value	1.40E-08	1.30E-08	-3.30E-09	9.30E-08	9.10E-08	9.10E-08	9.20E-08	9.10E-08

Licensee Comments: none

Reactor Coolant System Activity



Thresholds: White > 50.0 Yellow > 100.0

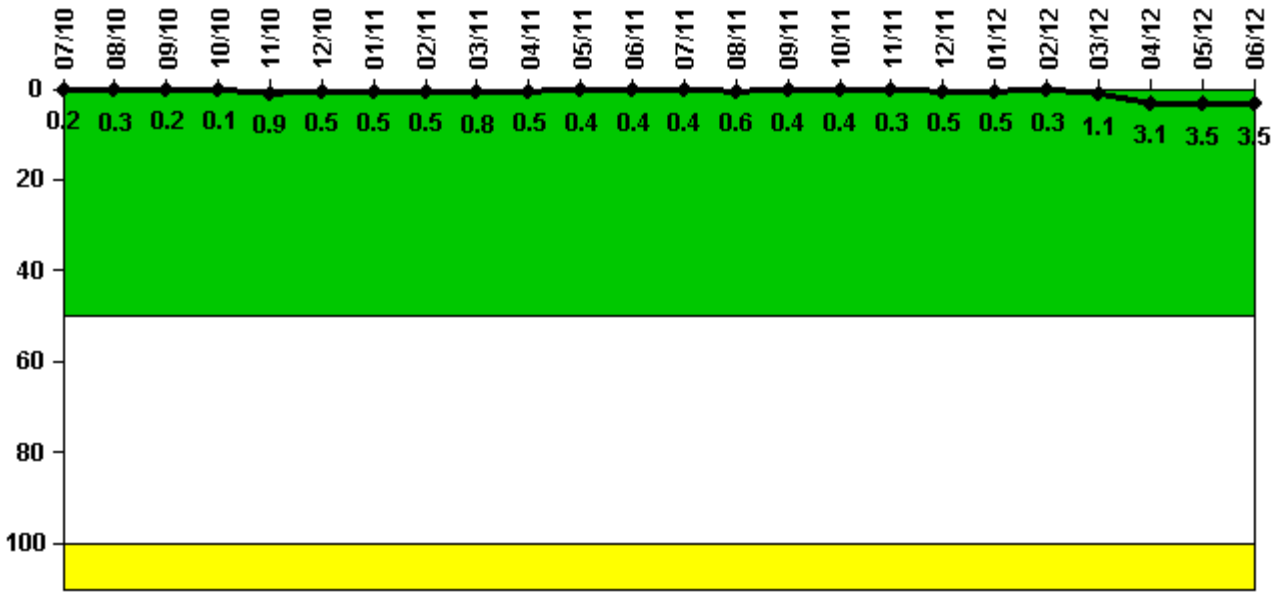
Notes

Reactor Coolant System Activity	7/10	8/10	9/10	10/10	11/10	12/10	1/11	2/11	3/11	4/11	5/11	6/11
Maximum activity	0.001260	0.001300	0.001400	0.001110	0.000516	0.000664	0.000721	0.000749	0.000782	0.000847	0.000884	0.000975
Technical specification limit	0.5	0.5	0.5	0.5	0.5	0.5	0.5	0.5	0.5	0.5	0.5	0.5
Indicator value	0.3	0.3	0.3	0.2	0.1	0.1	0.1	0.1	0.2	0.2	0.2	0.2

Reactor Coolant System Activity	7/11	8/11	9/11	10/11	11/11	12/11	1/12	2/12	3/12	4/12	5/12	6/12
Maximum activity	0.000958	0.000981	0.001110	0.001040	0.001150	0.001180	0.001220	0.001280	0.001240	N/A	0.000614	0.000629
Technical specification limit	0.5	0.5	0.5	0.5	0.5	0.5	0.5	0.5	0.5	0.5	0.5	0.5
Indicator value	0.2	0.2	0.2	0.2	0.2	0.2	0.2	0.3	0.2	N/A	0.1	0.1

Licensee Comments: none

Reactor Coolant System Leakage



Thresholds: White > 50.0 Yellow > 100.0

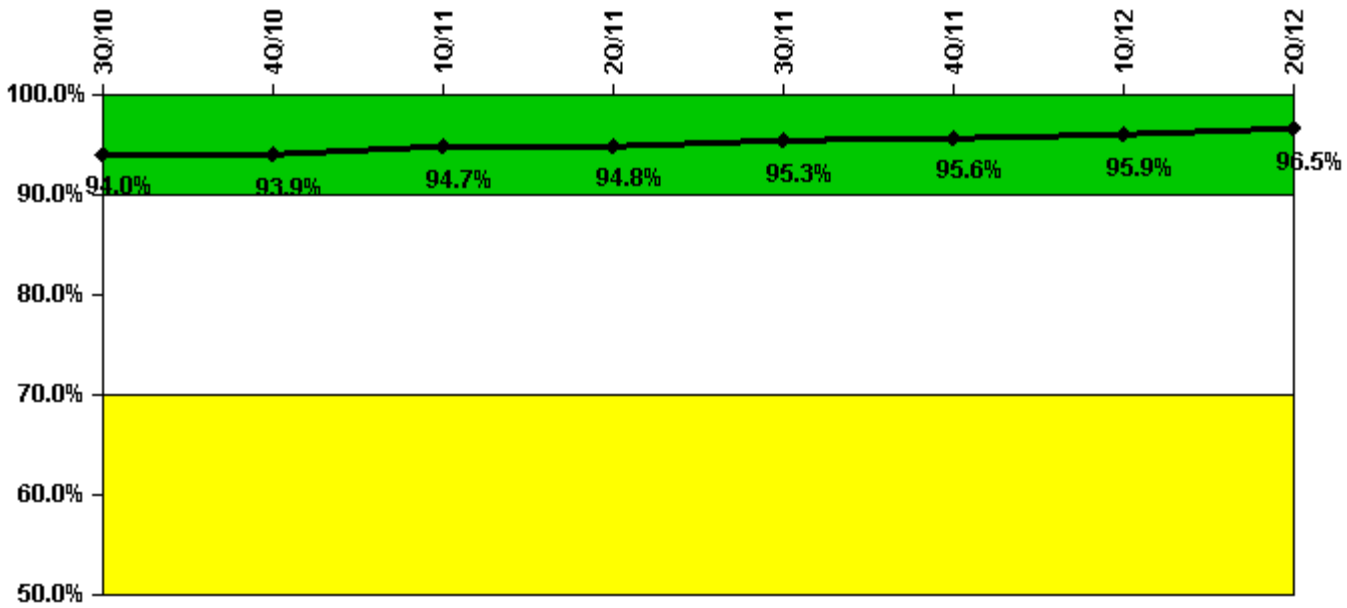
Notes

Reactor Coolant System Leakage	7/10	8/10	9/10	10/10	11/10	12/10	1/11	2/11	3/11	4/11	5/11	6/11
Maximum leakage	0.017	0.030	0.015	0.010	0.093	0.049	0.054	0.051	0.076	0.048	0.042	0.040
Technical specification limit	10.0	10.0	10.0	10.0	10.0	10.0	10.0	10.0	10.0	10.0	10.0	10.0
Indicator value	0.2	0.3	0.2	0.1	0.9	0.5	0.5	0.5	0.8	0.5	0.4	0.4
Reactor Coolant System Leakage	7/11	8/11	9/11	10/11	11/11	12/11	1/12	2/12	3/12	4/12	5/12	6/12
Maximum leakage	0.036	0.059	0.035	0.041	0.031	0.052	0.050	0.029	0.105	0.308	0.350	0.349
Technical specification limit	10.0	10.0	10.0	10.0	10.0	10.0	10.0	10.0	10.0	10.0	10.0	10.0
Indicator value	0.4	0.6	0.4	0.4	0.3	0.5	0.5	0.3	1.1	3.1	3.5	3.5

Licensee Comments:

6/12: April RCS Activity data not available because of U1 Outage

Drill/Exercise Performance



Thresholds: White < 90.0% Yellow < 70.0%

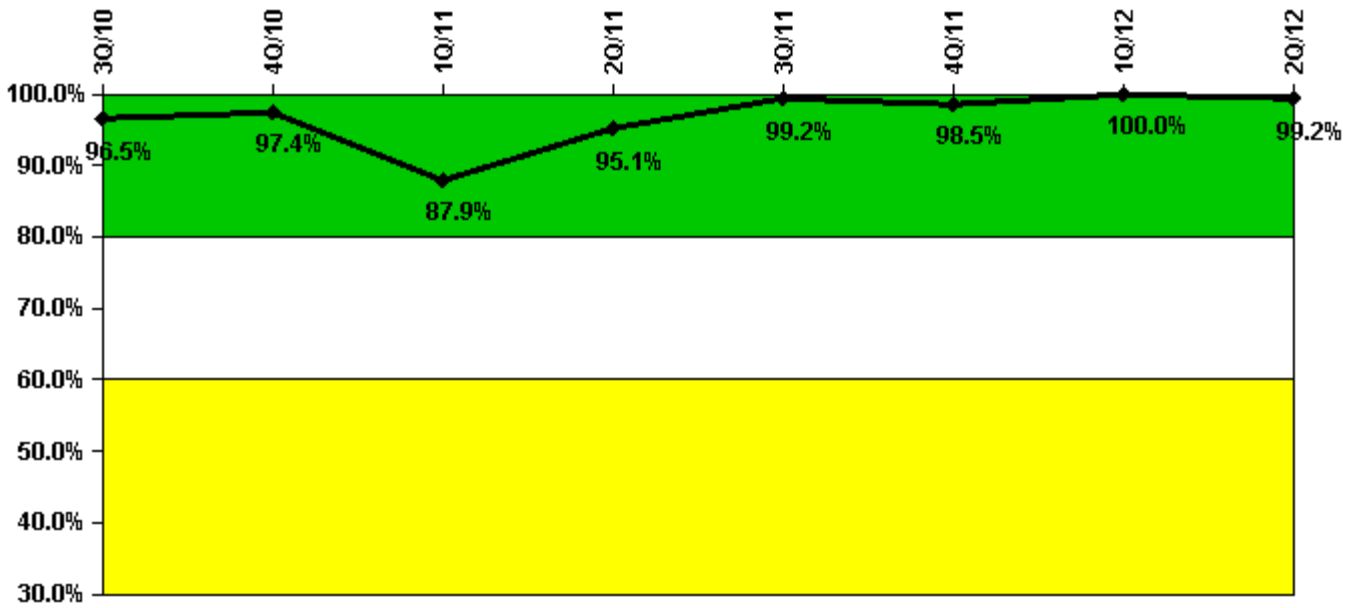
Notes

Drill/Exercise Performance	3Q/10	4Q/10	1Q/11	2Q/11	3Q/11	4Q/11	1Q/12	2Q/12
Successful opportunities	14.0	11.0	31.0	59.0	55.0	28.0	39.0	14.0
Total opportunities	15.0	11.0	34.0	61.0	56.0	28.0	40.0	15.0
Indicator value	94.0%	93.9%	94.7%	94.8%	95.3%	95.6%	95.9%	96.5%

Licensee Comments:

1Q/12: Data changed due to an entry error at the site.

ERO Drill Participation



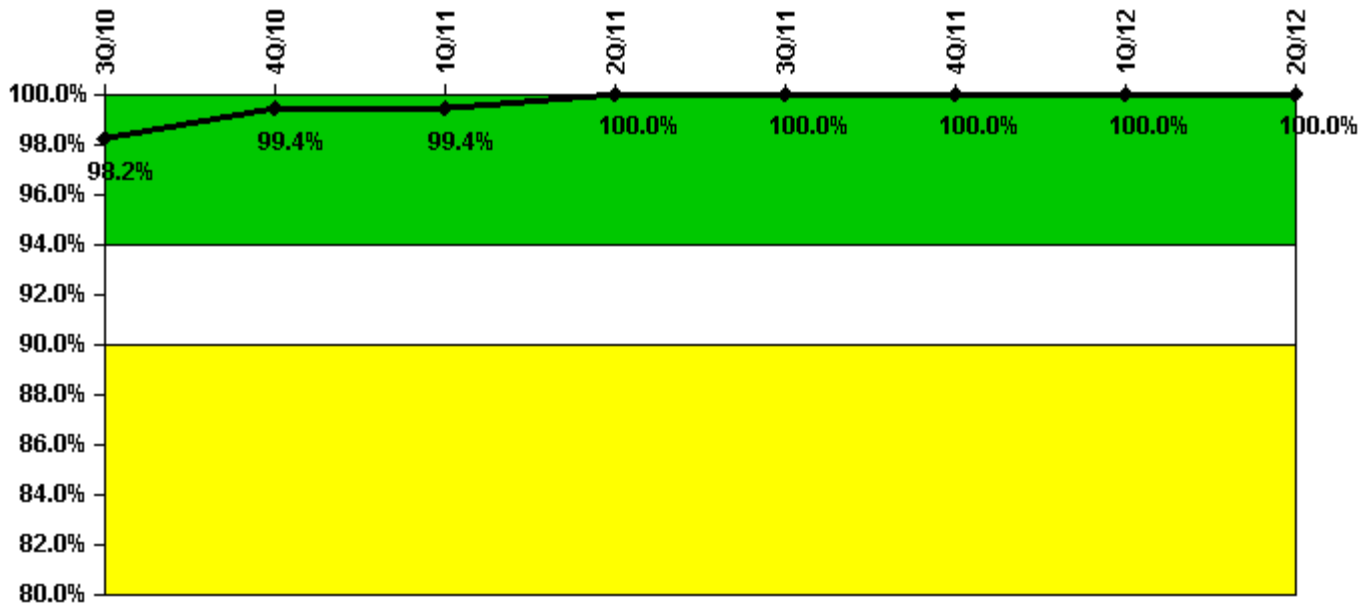
Thresholds: White < 80.0% Yellow < 60.0%

Notes

ERO Drill Participation	3Q/10	4Q/10	1Q/11	2Q/11	3Q/11	4Q/11	1Q/12	2Q/12
Participating Key personnel	109.0	111.0	109.0	116.0	128.0	134.0	130.0	127.0
Total Key personnel	113.0	114.0	124.0	122.0	129.0	136.0	130.0	128.0
Indicator value	96.5%	97.4%	87.9%	95.1%	99.2%	98.5%	100.0%	99.2%

Licensee Comments: none

Alert & Notification System



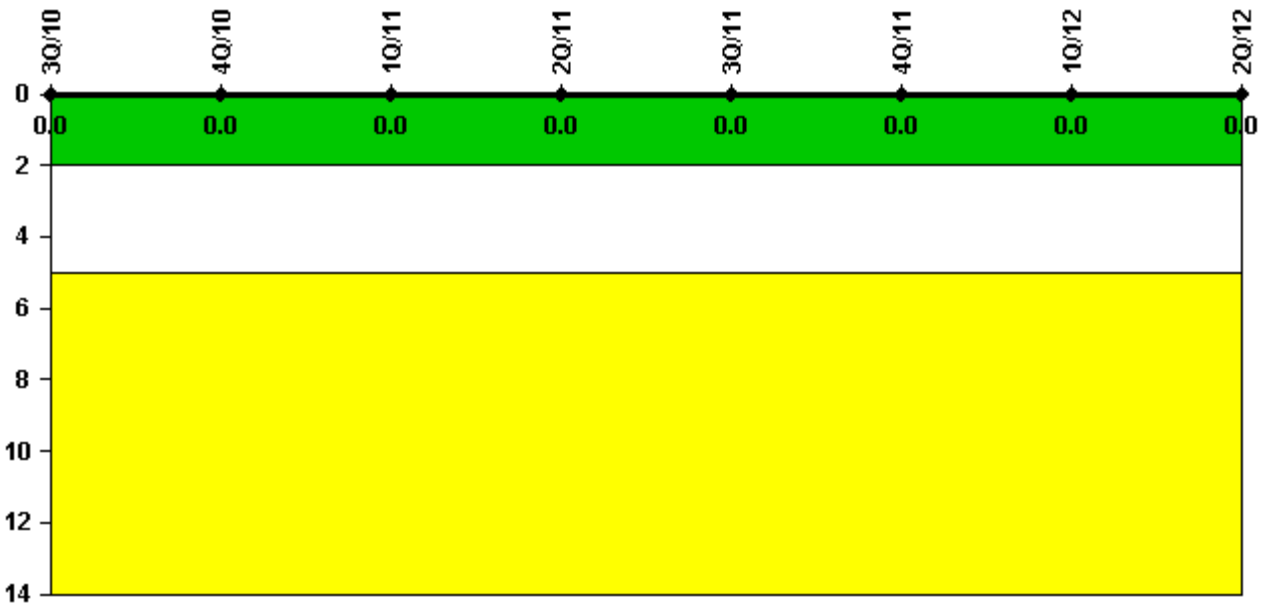
Thresholds: White < 94.0% Yellow < 90.0%

Notes

Alert & Notification System	3Q/10	4Q/10	1Q/11	2Q/11	3Q/11	4Q/11	1Q/12	2Q/12
Successful siren-tests	42	42	39	42	42	42	42	42
Total sirens-tests	42	42	39	42	42	42	42	42
Indicator value	98.2%	99.4%	99.4%	100.0%	100.0%	100.0%	100.0%	100.0%

Licensee Comments: none

Occupational Exposure Control Effectiveness



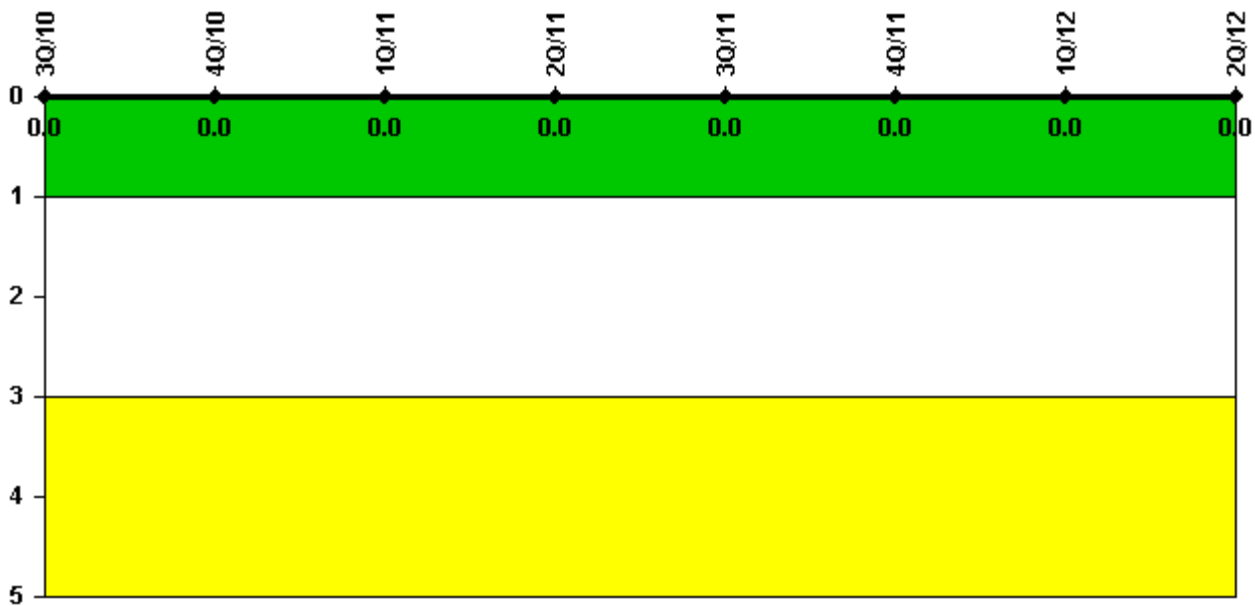
Thresholds: White > 2.0 Yellow > 5.0

Notes

Occupational Exposure Control Effectiveness	3Q/10	4Q/10	1Q/11	2Q/11	3Q/11	4Q/11	1Q/12	2Q/12
High radiation area occurrences	0	0	0	0	0	0	0	0
Very high radiation area occurrences	0	0	0	0	0	0	0	0
Unintended exposure occurrences	0	0	0	0	0	0	0	0
Indicator value	0	0	0	0	0	0	0	0

Licensee Comments: none

RETS/ODCM Radiological Effluent



Thresholds: White > 1.0 Yellow > 3.0

Notes

RETS/ODCM Radiological Effluent	3Q/10	4Q/10	1Q/11	2Q/11	3Q/11	4Q/11	1Q/12	2Q/12
RETS/ODCM occurrences	0	0	0	0	0	0	0	0
Indicator value	0	0	0	0	0	0	0	0

Licensee Comments: none

Although the Security Cornerstone is included in the Reactor Oversight Process assessment program, the Commission has decided that specific information related to findings and performance indicators pertaining to the Security Cornerstone will not be publicly available to ensure that security information is not provided to a possible adversary. Other than the fact that a finding or performance indicator is Green or Greater-Than-Green, security related information will not be displayed on the public web page.
