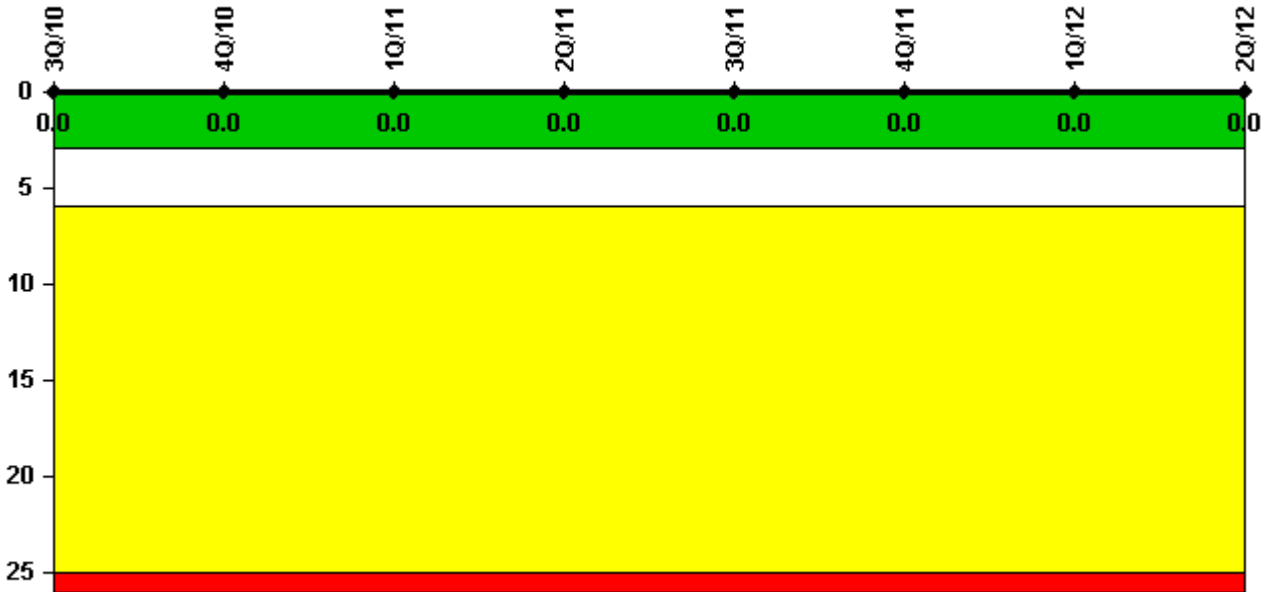


Beaver Valley 1

2Q/2012 Performance Indicators

Licensee's General Comments: none

Unplanned Scrams per 7000 Critical Hrs



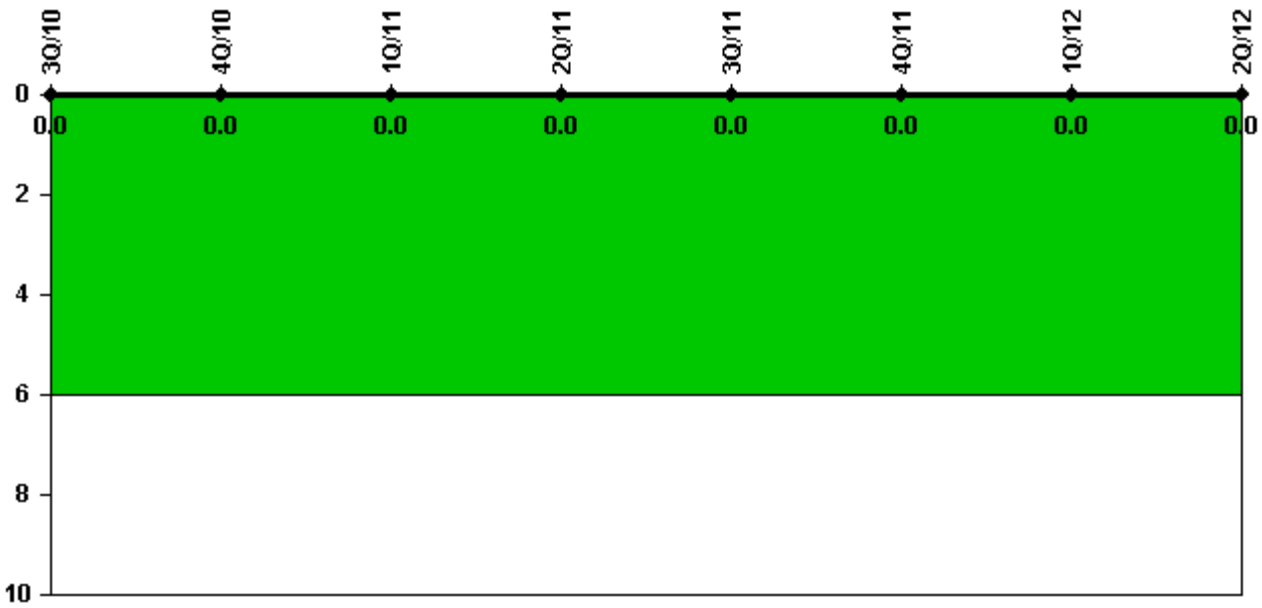
Thresholds: White > 3.0 Yellow > 6.0 Red > 25.0

Notes

Unplanned Scrams per 7000 Critical Hrs	3Q/10	4Q/10	1Q/11	2Q/11	3Q/11	4Q/11	1Q/12	2Q/12
Unplanned scrams	0	0	0	0	0	0	0	0
Critical hours	2208.0	1430.4	2159.0	2136.4	2208.0	2209.0	2183.0	1424.0
Indicator value	0	0	0	0	0	0	0	0

Licensee Comments: none

Unplanned Power Changes per 7000 Critical Hrs



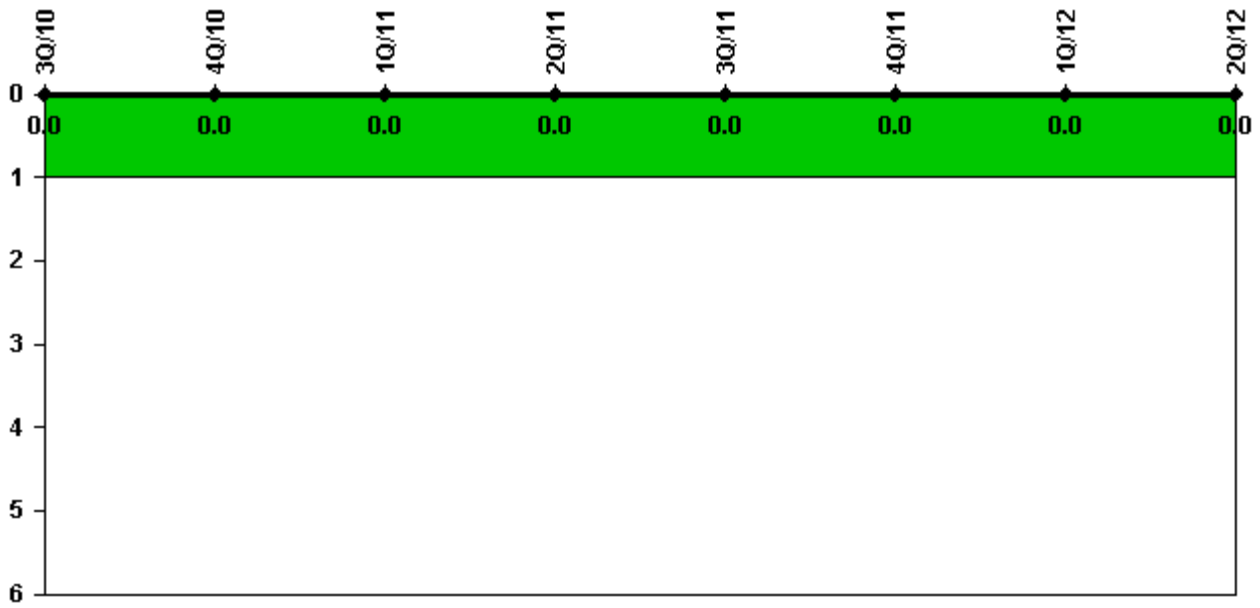
Thresholds: White > 6.0

Notes

Unplanned Power Changes per 7000 Critical Hrs	3Q/10	4Q/10	1Q/11	2Q/11	3Q/11	4Q/11	1Q/12	2Q/12
Unplanned power changes	0	0	0	0	0	0	0	0
Critical hours	2208.0	1430.4	2159.0	2136.4	2208.0	2209.0	2183.0	1424.0
Indicator value	0	0	0	0	0	0	0	0

Licensee Comments: none

Unplanned Scrams with Complications



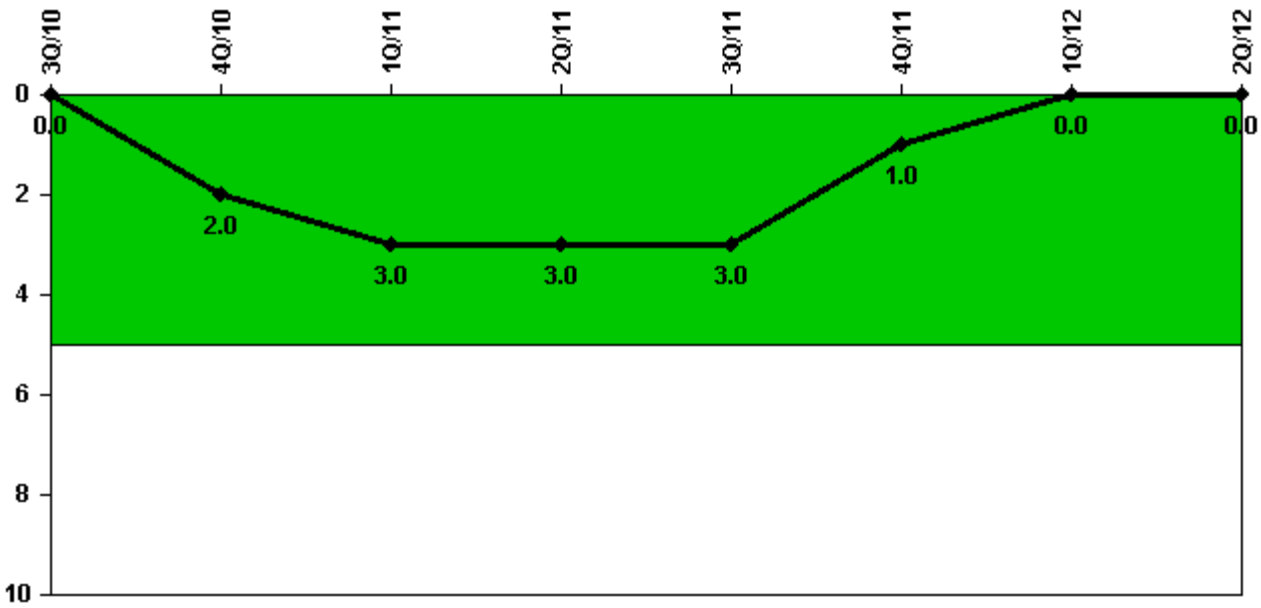
Thresholds: White > 1.0

Notes

Unplanned Scrams with Complications	3Q/10	4Q/10	1Q/11	2Q/11	3Q/11	4Q/11	1Q/12	2Q/12
Scrams with complications	0	0	0	0	0	0	0	0
Indicator value	0.0	0.0	0.0	0.0	0.0	0.0	0.0	0.0

Licensee Comments: none

Safety System Functional Failures (PWR)



Thresholds: White > 5.0

Notes


Safety System Functional Failures (PWR)	3Q/10	4Q/10	1Q/11	2Q/11	3Q/11	4Q/11	1Q/12	2Q/12
Safety System Functional Failures	0	2	1	0	0	0	0	0
Indicator value	0	2	3	3	3	1	0	0

Licensee Comments:

1Q/11: LER 2010-003 Premature Lifting of ECCS Relief Valve Results in Post Accident Outside Containment Leakage Limits to be Exceeded.

4Q/10: LER 2010-001 Void in ECCS Pump Suction Header Results in Entry into TS 3.0.3.; 2010-002-000 270 Degree Circumferential Flaw Found on RHR System Drain Valve Socket Weld

Mitigating Systems Performance Index, Emergency AC Power System



Thresholds: White > 1.00E-6 Yellow > 1.00E-5 Red > 1.00E-4

Notes

Mitigating Systems Performance Index, Emergency AC Power System	3Q/10	4Q/10	1Q/11	2Q/11	3Q/11	4Q/11	1Q/12	2Q/12
UAI (Δ CDF)	-1.01E-08	-1.15E-08	-2.36E-08	-2.35E-08	-2.23E-08	-2.22E-08	-9.06E-09	-8.80E-09
URI (Δ CDF)	-1.53E-07	-1.53E-07	-2.23E-07	-2.23E-07	-2.23E-07	-2.23E-07	-2.19E-07	-2.14E-07
PLE	NO	NO	NO	NO	NO	NO	NO	NO
Indicator value	-1.60E-07	-1.60E-07	-2.50E-07	-2.50E-07	-2.50E-07	-2.50E-07	-2.30E-07	-2.20E-07


Licensee Comments:

1Q/12: Revised unavailability monitoring of the fuel oil transfer pumps per FAQ 484 and EDG run hours per FAQ 480.

4Q/11: Train B Planned Unavailable hours changed from 3.10 to 3.60 documented in CR-2012-01746 for testing done in December 2011. This does not cause an indicator color change.

1Q/11: Changed PRA Parameter(s). PRA Model Change PRA-BV1-AL-R05, effective 12/31/2010.

Mitigating Systems Performance Index, High Pressure Injection System



Thresholds: White > 1.00E-6 Yellow > 1.00E-5 Red > 1.00E-4

Notes

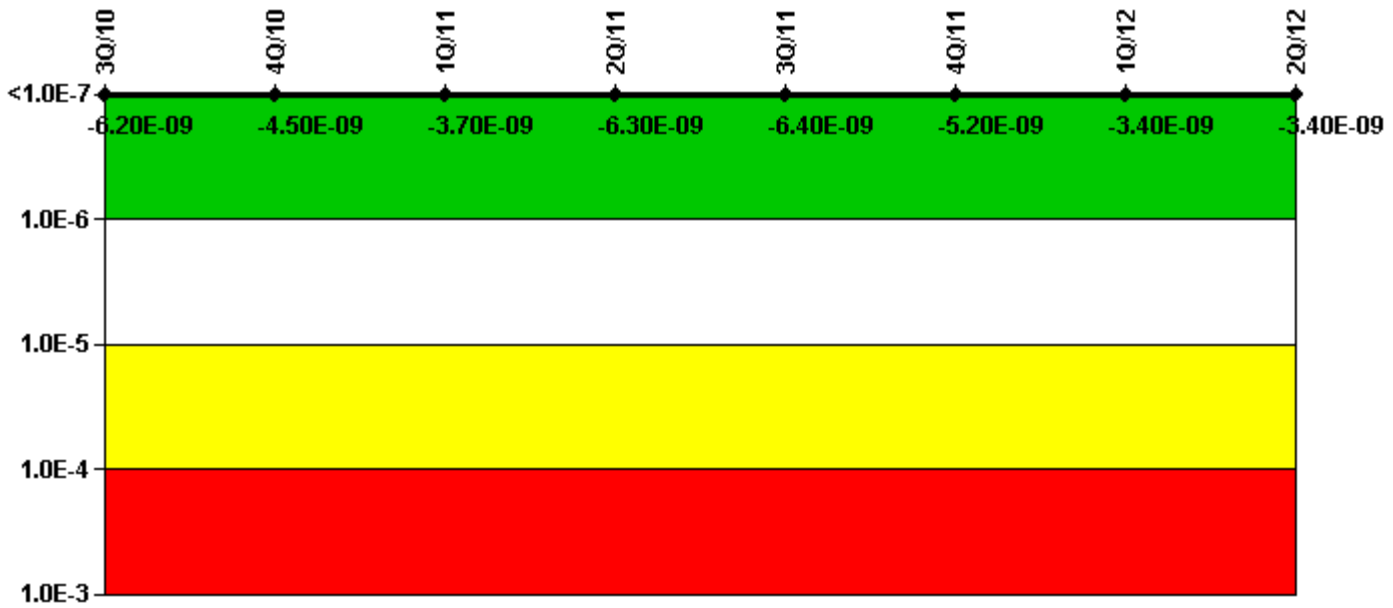
Mitigating Systems Performance Index, High Pressure Injection System	3Q/10	4Q/10	1Q/11	2Q/11	3Q/11	4Q/11	1Q/12	2Q/12
UAI (Δ CDF)	-1.53E-09	-1.53E-09	-3.35E-08	-3.35E-08	-3.35E-08	-3.35E-08	-3.21E-08	-3.11E-08
URI (Δ CDF)	-2.75E-09	7.20E-09	1.23E-07	1.23E-07	1.23E-07	1.23E-07	1.28E-07	1.33E-07
PLE	NO	NO	NO	NO	NO	NO	NO	NO
Indicator value	-4.30E-09	5.70E-09	8.90E-08	8.90E-08	8.90E-08	8.90E-08	9.60E-08	1.00E-07

Licensee Comments:

1Q/12: Frequency for testing of two HHSI suction isolation valves was changed from once per week to once per quarter. Changed estimated demands to match.

1Q/11: Changed PRA Parameter(s). PRA Model Change PRA-BV1-AL-R05, effective 12/31/2010.

Mitigating Systems Performance Index, Heat Removal System



Thresholds: White > 1.00E-6 Yellow > 1.00E-5 Red > 1.00E-4

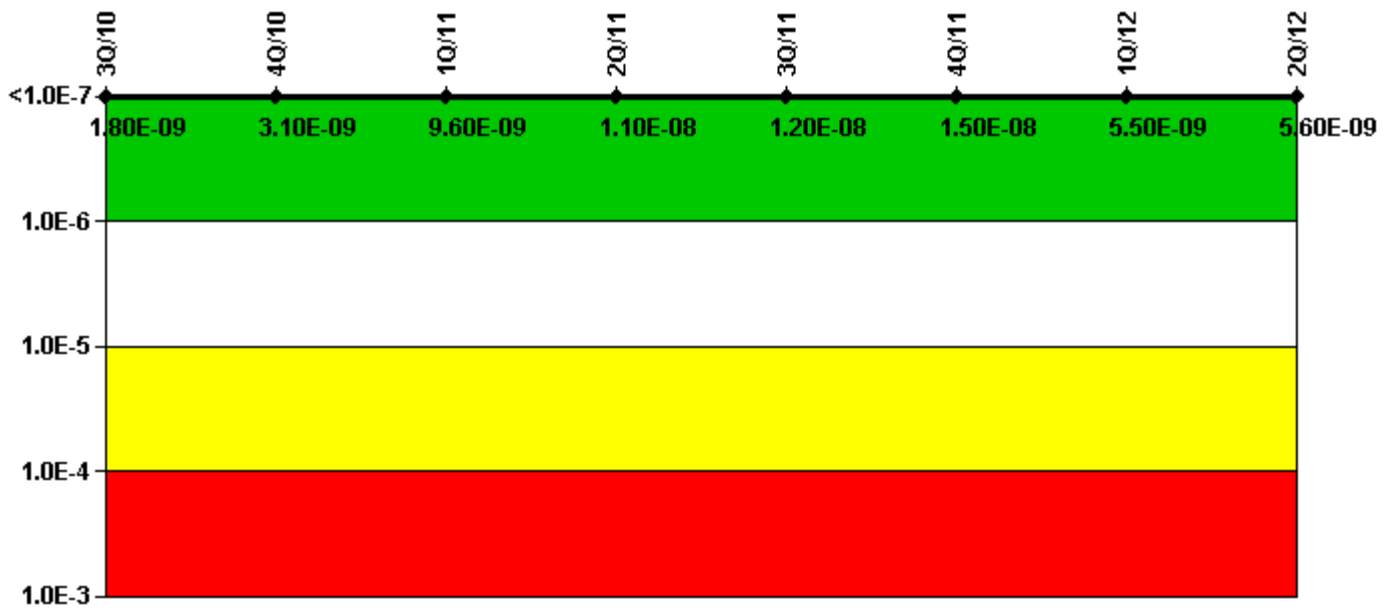
Notes

Mitigating Systems Performance Index, Heat Removal System	3Q/10	4Q/10	1Q/11	2Q/11	3Q/11	4Q/11	1Q/12	2Q/12
UAI (Δ CDF)	-2.93E-09	-1.29E-09	1.10E-09	-1.46E-09	-1.56E-09	-3.27E-10	1.39E-09	1.34E-09
URI (Δ CDF)	-3.24E-09	-3.24E-09	-4.84E-09	-4.84E-09	-4.84E-09	-4.84E-09	-4.84E-09	-4.75E-09
PLE	NO	NO	NO	NO	NO	NO	NO	NO
Indicator value	-6.20E-09	-4.50E-09	-3.70E-09	-6.30E-09	-6.40E-09	-5.20E-09	-3.40E-09	-3.40E-09

Licensee Comments:

1Q/11: Changed PRA Parameter(s). PRA Model Change PRA-BV1-AL-R05, effective 12/31/2010.

Mitigating Systems Performance Index, Residual Heat Removal System



Thresholds: White > 1.00E-6 Yellow > 1.00E-5 Red > 1.00E-4

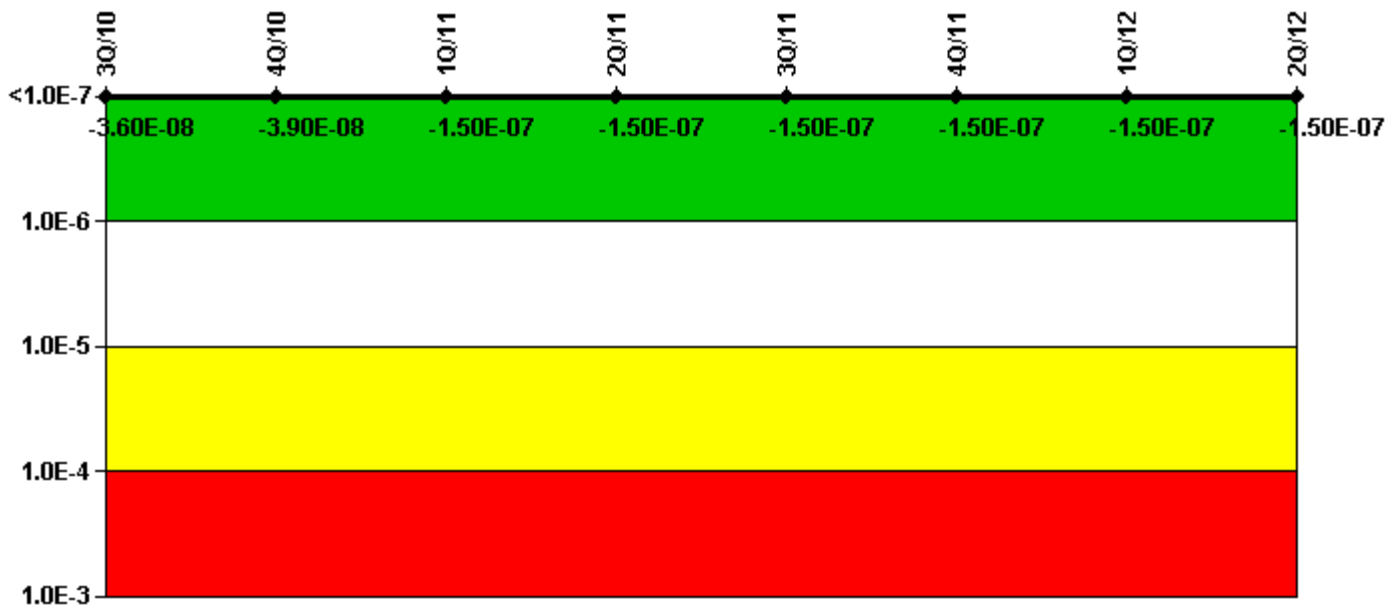
Notes

Mitigating Systems Performance Index, Residual Heat Removal System	3Q/10	4Q/10	1Q/11	2Q/11	3Q/11	4Q/11	1Q/12	2Q/12
UAI (Δ CDF)	4.03E-09	5.28E-09	1.30E-08	1.41E-08	1.54E-08	1.79E-08	8.80E-09	8.96E-09
URI (Δ CDF)	-2.20E-09	-2.20E-09	-3.35E-09	-3.35E-09	-3.35E-09	-3.35E-09	-3.35E-09	-3.35E-09
PLE	NO	NO	NO	NO	NO	NO	NO	NO
Indicator value	1.80E-09	3.10E-09	9.60E-09	1.10E-08	1.20E-08	1.50E-08	5.50E-09	5.60E-09

Licensee Comments:

1Q/11: Changed PRA Parameter(s). PRA Model Change PRA-BV1-AL-R05, effective 12/31/2010.

Mitigating Systems Performance Index, Cooling Water Systems



Thresholds: White > 1.00E-6 Yellow > 1.00E-5 Red > 1.00E-4


Notes

Mitigating Systems Performance Index, Cooling Water Systems	3Q/10	4Q/10	1Q/11	2Q/11	3Q/11	4Q/11	1Q/12	2Q/12
UAI (Δ CDF)	-2.63E-08	-2.98E-08	-1.04E-07	-1.04E-07	-1.04E-07	-1.04E-07	-1.07E-07	-1.05E-07
URI (Δ CDF)	-9.42E-09	-9.42E-09	-4.32E-08	-4.32E-08	-4.32E-08	-4.32E-08	-4.32E-08	-4.32E-08
PLE	NO	NO	NO	NO	NO	NO	NO	NO
Indicator value	-3.60E-08	-3.90E-08	-1.50E-07	-1.50E-07	-1.50E-07	-1.50E-07	-1.50E-07	-1.50E-07

Licensee Comments:

1Q/11: Changed PRA Parameter(s). PRA Model Change PRA-BV1-AL-R05, effective 12/31/2010.

Reactor Coolant System Activity



Thresholds: White > 50.0 Yellow > 100.0

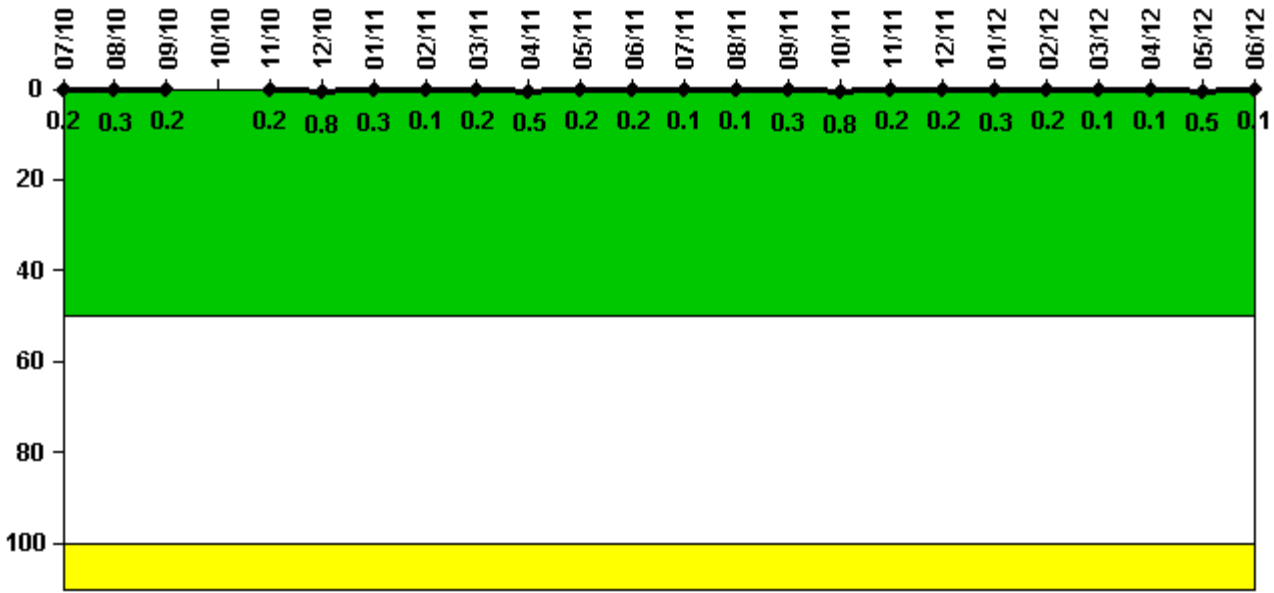
Notes

Reactor Coolant System Activity	7/10	8/10	9/10	10/10	11/10	12/10	1/11	2/11	3/11	4/11	5/11	6/11
Maximum activity	0.000194	0.000236	0.000201	0.000149	0.000097	0.000107	0.000116	0.000124	0.000130	0.000130	0.000136	0.000134
Technical specification limit	0.4	0.4	0.4	0.4	0.4	0.4	0.4	0.4	0.4	0.4	0.4	0.4
Indicator value	0.1	0.1	0.1	0	0	0	0	0	0	0	0	0

Reactor Coolant System Activity	7/11	8/11	9/11	10/11	11/11	12/11	1/12	2/12	3/12	4/12	5/12	6/12
Maximum activity	0.000137	0.000145	0.000143	0.000153	0.000163	0.000160	0.000170	0.000184	0.000173	0.000164	0.000085	0.000094
Technical specification limit	0.4	0.4	0.4	0.4	0.4	0.4	0.4	0.4	0.4	0.4	0.4	0.4
Indicator value	0	0	0	0	0	0	0	0.1	0	0	0	0

Licensee Comments: none

Reactor Coolant System Leakage



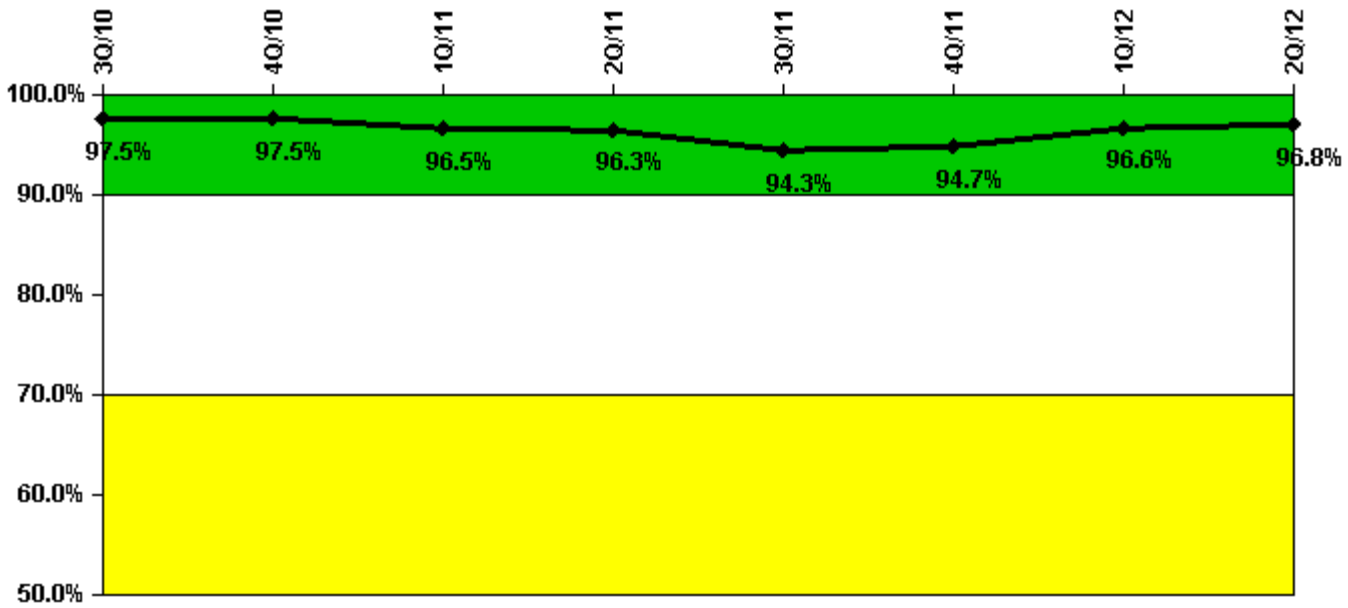
Thresholds: White > 50.0 Yellow > 100.0

Notes

Reactor Coolant System Leakage	7/10	8/10	9/10	10/10	11/10	12/10	1/11	2/11	3/11	4/11	5/11	6/11
Maximum leakage	0.020	0.030	0.020	N/A	0.020	0.080	0.030	0.010	0.020	0.050	0.020	0.020
Technical specification limit	10.0	10.0	10.0	10.0	10.0	10.0	10.0	10.0	10.0	10.0	10.0	10.0
Indicator value	0.2	0.3	0.2	N/A	0.2	0.8	0.3	0.1	0.2	0.5	0.2	0.2
Reactor Coolant System Leakage	7/11	8/11	9/11	10/11	11/11	12/11	1/12	2/12	3/12	4/12	5/12	6/12
Maximum leakage	0.010	0.010	0.030	0.080	0.020	0.020	0.030	0.020	0.010	0.010	0.050	0.010
Technical specification limit	10.0	10.0	10.0	10.0	10.0	10.0	10.0	10.0	10.0	10.0	10.0	10.0
Indicator value	0.1	0.1	0.3	0.8	0.2	0.2	0.3	0.2	0.1	0.1	0.5	0.1

Licensee Comments: none

Drill/Exercise Performance



Thresholds: White < 90.0% Yellow < 70.0%

Notes

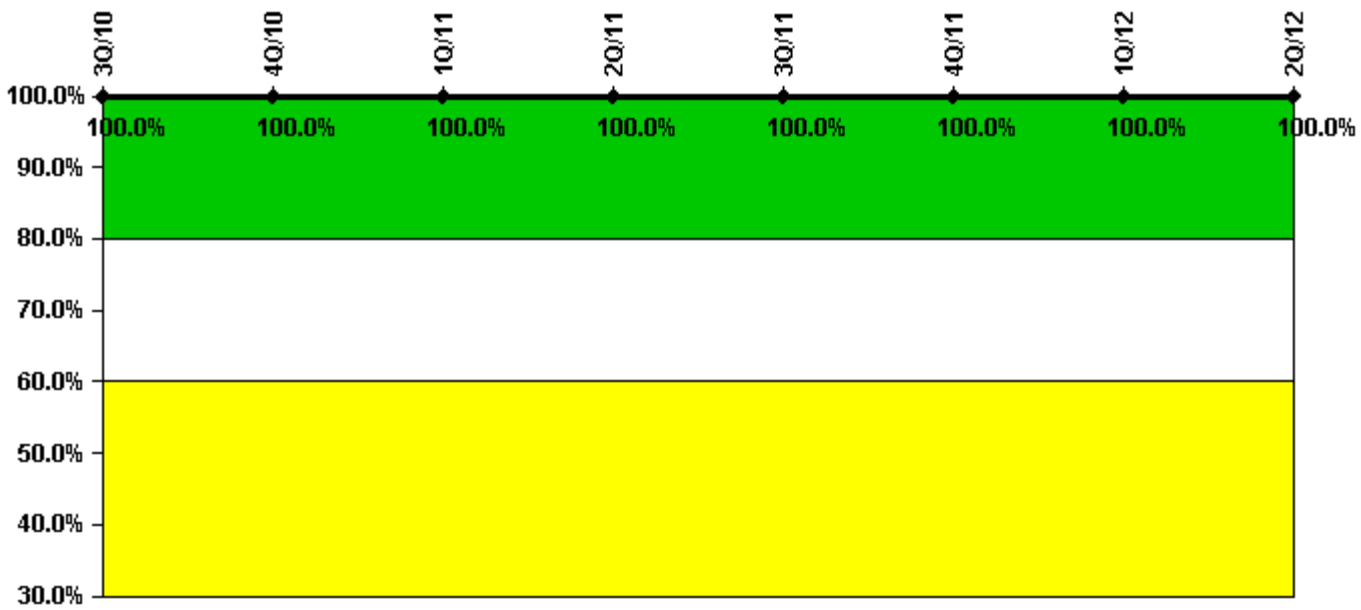
Drill/Exercise Performance	3Q/10	4Q/10	1Q/11	2Q/11	3Q/11	4Q/11	1Q/12	2Q/12
Successful opportunities	26.0	5.0	10.0	18.0	17.0	31.0	19.0	89.0
Total opportunities	26.0	5.0	11.0	19.0	20.0	32.0	19.0	90.0
Indicator value	97.5%	97.5%	96.5%	96.3%	94.3%	94.7%	96.6%	96.8%

Licensee Comments:

1Q/11: Previously reported values for 2011-01 were in error. (See Condition Reports 11-94235 and 11-94392)

3Q/10: Previously reported values for 2010-09 were in error. (See Condition Reports 11-94235 and 11-94392)

ERO Drill Participation



Thresholds: White < 80.0% Yellow < 60.0%

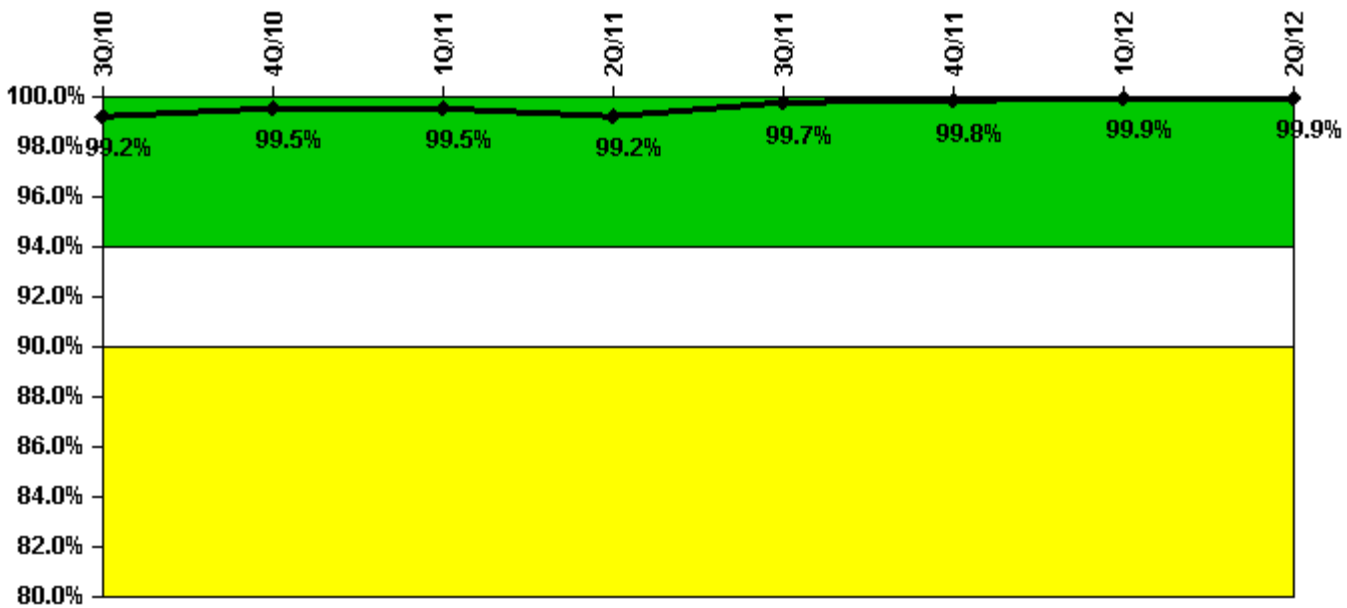
Notes

ERO Drill Participation	3Q/10	4Q/10	1Q/11	2Q/11	3Q/11	4Q/11	1Q/12	2Q/12
Participating Key personnel	121.0	116.0	167.0	167.0	170.0	177.0	173.0	169.0
Total Key personnel	121.0	116.0	167.0	167.0	170.0	177.0	173.0	169.0
Indicator value	100.0%	100.0%	100.0%	100.0%	100.0%	100.0%	100.0%	100.0%

Licensee Comments:

3Q/10: Previously reported values for 2010-09 were in error. (See Condition Reports 11-94235 and 11-94392)

Alert & Notification System



Thresholds: White < 94.0% Yellow < 90.0%

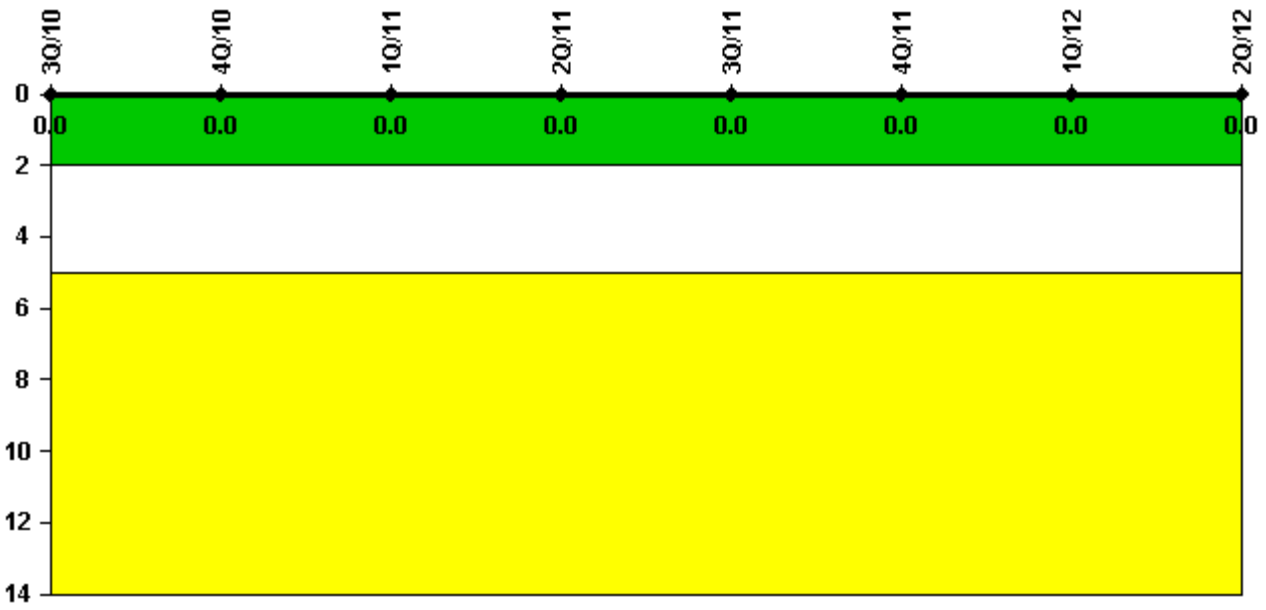
Notes

Alert & Notification System	3Q/10	4Q/10	1Q/11	2Q/11	3Q/11	4Q/11	1Q/12	2Q/12
Successful siren-tests	235	119	119	113	1523	1560	1560	1559
Total sirens-tests	238	119	119	115	1527	1560	1560	1560
Indicator value	99.2%	99.5%	99.5%	99.2%	99.7%	99.8%	99.9%	99.9%

Licensee Comments:

3Q/11: This submittal includes a change in the reporting of the ANS Reliability. The revised Beaver Valley siren test plan that was approved by FEMA in a letter dated June 13, 2011, increased the amount of required siren tests that are reported under this performance indicator.

Occupational Exposure Control Effectiveness



Thresholds: White > 2.0 Yellow > 5.0

Notes

Occupational Exposure Control Effectiveness	3Q/10	4Q/10	1Q/11	2Q/11	3Q/11	4Q/11	1Q/12	2Q/12
High radiation area occurrences	0	0	0	0	0	0	0	0
Very high radiation area occurrences	0	0	0	0	0	0	0	0
Unintended exposure occurrences	0	0	0	0	0	0	0	0
Indicator value	0	0	0	0	0	0	0	0

Licensee Comments: none

RETS/ODCM Radiological Effluent



Thresholds: White > 1.0 Yellow > 3.0

Notes

RETS/ODCM Radiological Effluent	3Q/10	4Q/10	1Q/11	2Q/11	3Q/11	4Q/11	1Q/12	2Q/12
RETS/ODCM occurrences	0	0	0	0	0	0	0	0
Indicator value	0	0	0	0	0	0	0	0

Licensee Comments: none

Although the Security Cornerstone is included in the Reactor Oversight Process assessment program, the Commission has decided that specific information related to findings and performance indicators pertaining to the Security Cornerstone will not be publicly available to ensure that security information is not provided to a possible adversary. Other than the fact that a finding or performance indicator is Green or Greater-Than-Green, security related information will not be displayed on the public web page.
