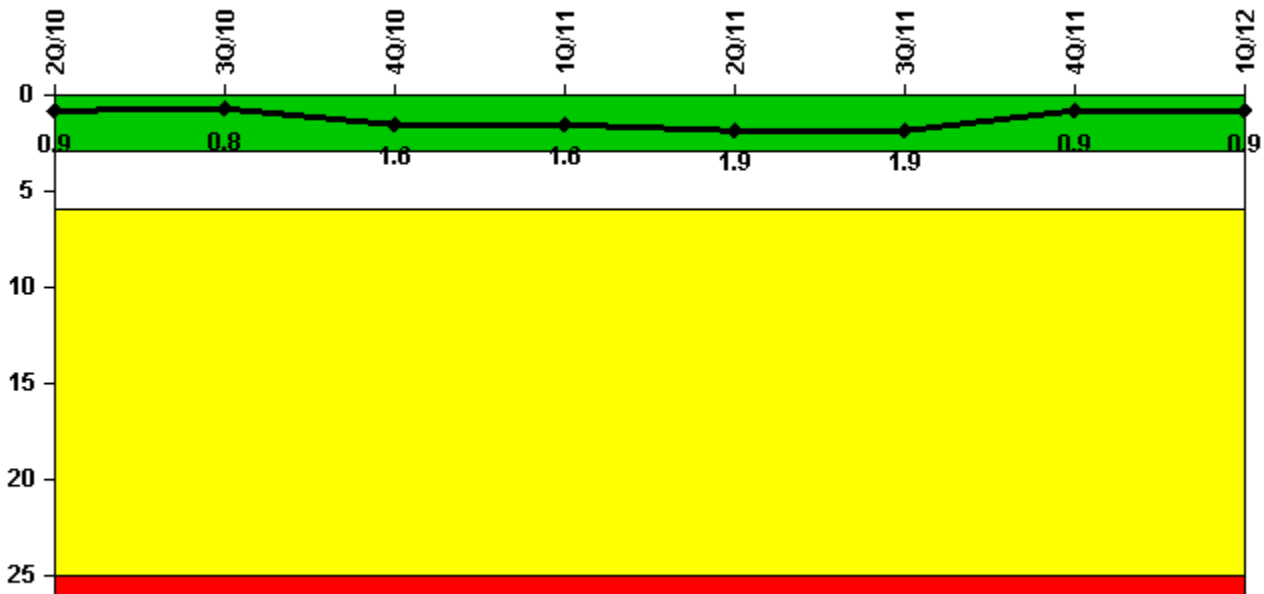


Watts Bar 1

1Q/2012 Performance Indicators

Licensee's General Comments: none

Unplanned Scrams per 7000 Critical Hrs



Thresholds: White > 3.0 Yellow > 6.0 Red > 25.0

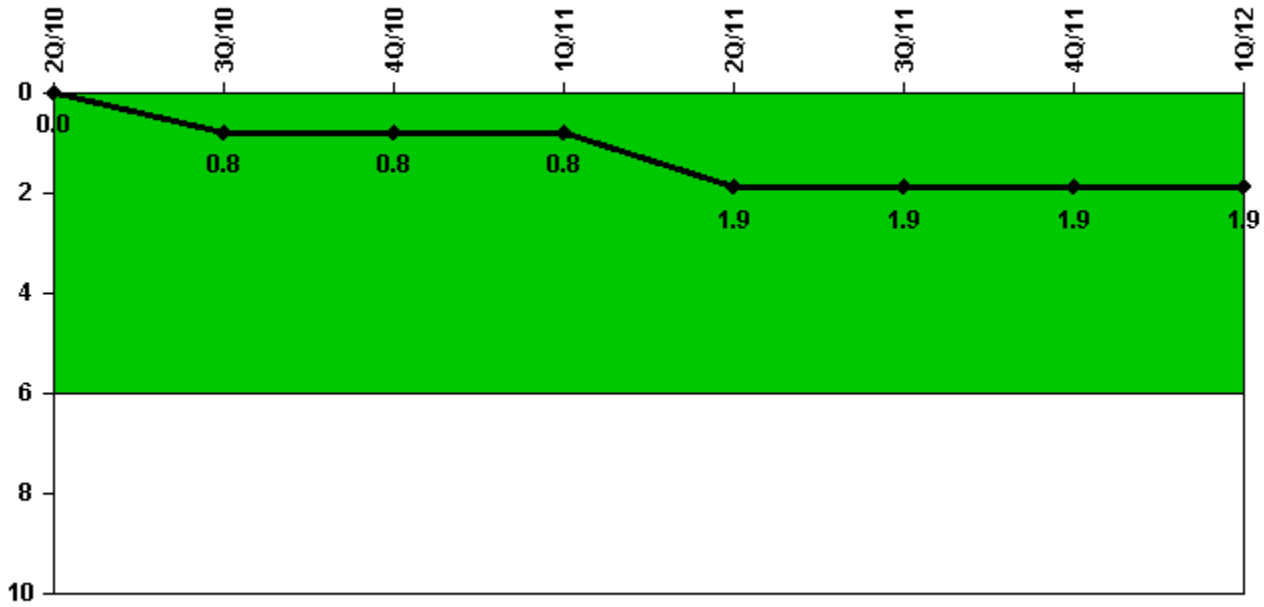
Notes

Unplanned Scrams per 7000 Critical Hrs	2Q/10	3Q/10	4Q/10	1Q/11	2Q/11	3Q/11	4Q/11	1Q/12
Unplanned scrams	1.0	0	1.0	0	1.0	0	0	0
Critical hours	2119.7	2208.0	2126.2	2159.0	1054.1	2208.0	2058.5	2183.0
Indicator value	0.9	0.8	1.6	1.6	1.9	1.9	0.9	0.9

Licensee Comments:

2Q/11: Automatic reactor trip May 29, 2011 due to turbine trip from Automatic Voltage Regulator.

Unplanned Power Changes per 7000 Critical Hrs



Thresholds: White > 6.0

Notes

Unplanned Power Changes per 7000 Critical Hrs	2Q/10	3Q/10	4Q/10	1Q/11	2Q/11	3Q/11	4Q/11	1Q/12
Unplanned power changes	0	1.0	0	0	1.0	1.0	0	0
Critical hours	2119.7	2208.0	2126.2	2159.0	1054.1	2208.0	2058.5	2183.0
Indicator value	0	0.8	0.8	0.8	1.9	1.9	1.9	1.9

Licensee Comments:

2Q/11: Manual turbine trip May 23, 2011 to repair EHC weld failure. Reactor remained critical.

3Q/10: 8/15/10 Forced outage manual turbine trip - EHC leak on LP B west side reheat stop valve emergency dump line.

Unplanned Scrams with Complications



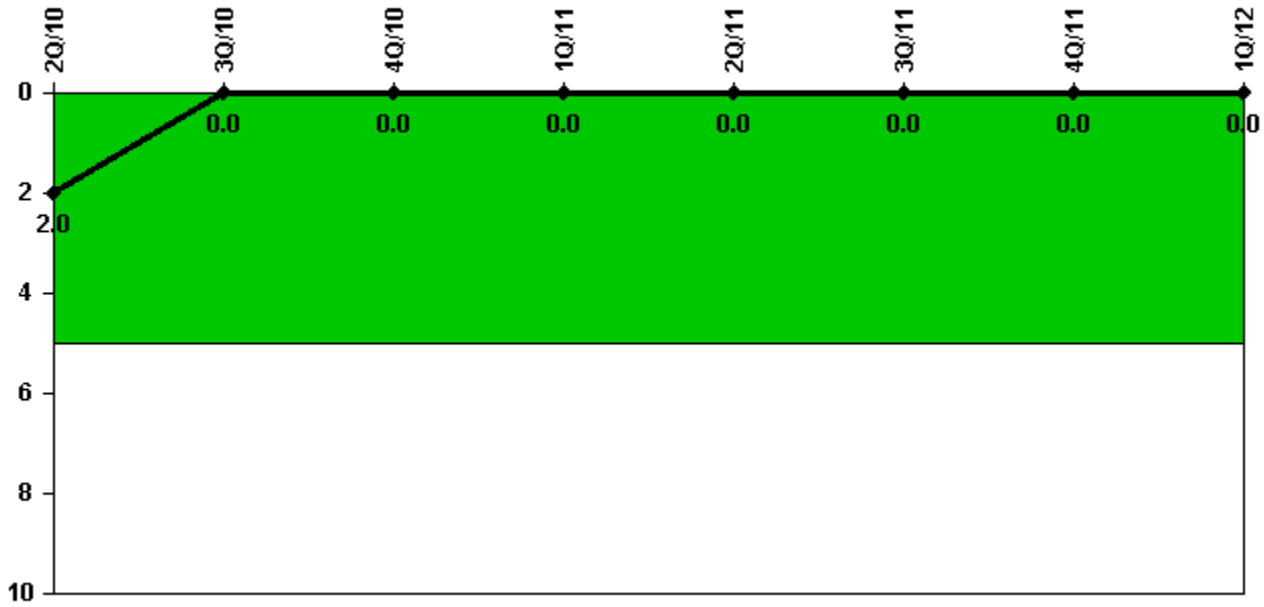
Thresholds: White > 1.0

Notes

Unplanned Scrams with Complications	2Q/10	3Q/10	4Q/10	1Q/11	2Q/11	3Q/11	4Q/11	1Q/12
Scrams with complications	0	0	0	0	0	0	0	0
Indicator value	0.0	0.0	0.0	0.0	0.0	0.0	0.0	0.0

Licensee Comments: none

Safety System Functional Failures (PWR)




Thresholds: White > 5.0

Notes

Safety System Functional Failures (PWR)	2Q/10	3Q/10	4Q/10	1Q/11	2Q/11	3Q/11	4Q/11	1Q/12
Safety System Functional Failures	0	0	0	0	0	0	0	0
Indicator value	2	0	0	0	0	0	0	0

Licensee Comments: none

Mitigating Systems Performance Index, Emergency AC Power System



Thresholds: White > 1.00E-6 Yellow > 1.00E-5 Red > 1.00E-4

Notes

Mitigating Systems Performance Index, Emergency AC Power System	2Q/10	3Q/10	4Q/10	1Q/11	2Q/11	3Q/11	4Q/11	1Q/12
UAI (Δ CDF)	3.25E-08	3.31E-08	3.12E-08	4.69E-07	5.10E-07	8.30E-07	9.19E-07	9.10E-07
URI (Δ CDF)	-9.54E-08	-9.54E-08	-9.54E-08	-2.58E-06	-2.58E-06	-2.58E-06	-2.58E-06	-3.06E-06
PLE	NO	NO	NO	NO	NO	NO	NO	NO
Indicator value	-6.30E-08	-6.20E-08	-6.40E-08	-2.10E-06	-2.10E-06	-1.70E-06	-1.70E-06	-2.10E-06

Licensee Comments:


4Q/11: Risk Cap Invoked.

3Q/11: Risk Cap Invoked.

2Q/11: Risk Cap Invoked.

1Q/11: Risk Cap Invoked. During the 4Q2010 Watts Bar issued a CAFTA PRA model. The revision changed the PRA values for the MSPI Core Damage Frequency and the unavailability and unreliability values. This change is effective 1Q2011. The details are available in the Watts Bar Basis Document.

Mitigating Systems Performance Index, High Pressure Injection System



Thresholds: White > 1.00E-6 Yellow > 1.00E-5 Red > 1.00E-4

Notes

Mitigating Systems Performance Index, High Pressure Injection System	2Q/10	3Q/10	4Q/10	1Q/11	2Q/11	3Q/11	4Q/11	1Q/12
UAI (Δ CDF)	-1.41E-08	-1.52E-08	-1.54E-08	-2.90E-08	-5.79E-08	-5.94E-08	-5.92E-08	-5.94E-08
URI (Δ CDF)	-1.89E-07	-1.89E-07	-1.89E-07	4.34E-08	-1.36E-08	-1.37E-08	-1.39E-08	-1.40E-08
PLE	NO	NO	NO	NO	NO	NO	NO	NO
Indicator value	-2.00E-07	-2.00E-07	-2.00E-07	1.40E-08	-7.10E-08	-7.30E-08	-7.30E-08	-7.30E-08

Licensee Comments:

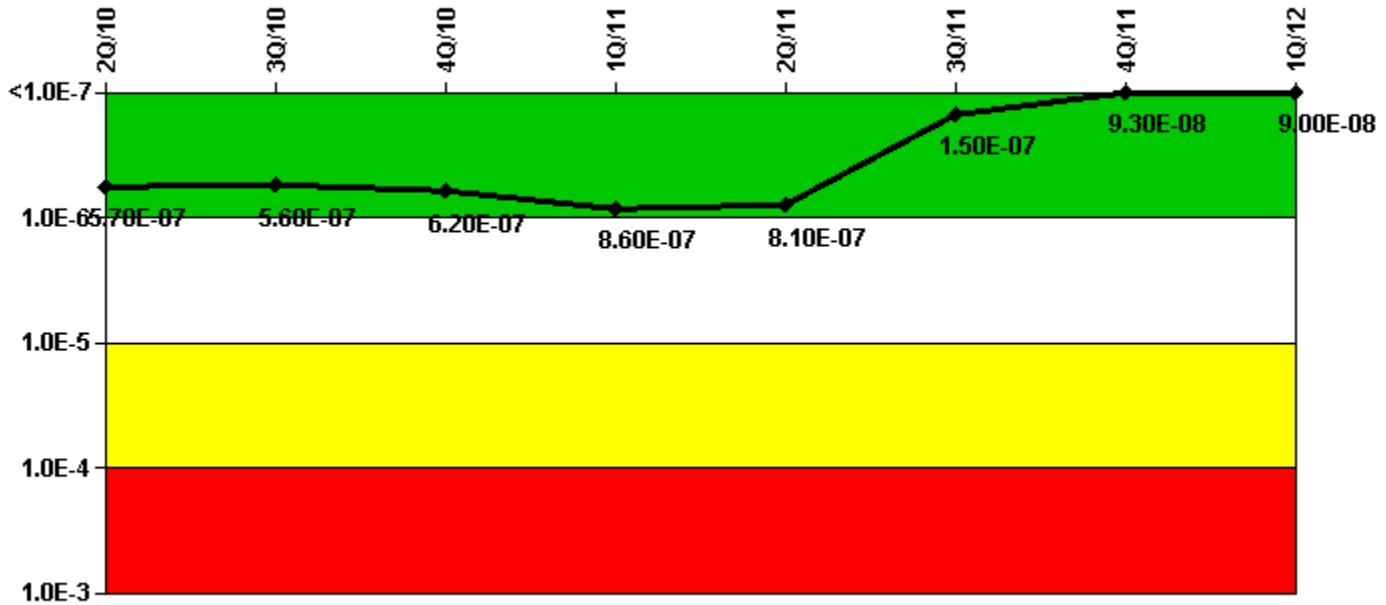
1Q/11: During Fourth quarter of 2010 Watts Bar issued a CAFTA PRA model. The revision changed the PRA values for the MSPI Core Damage Frequency, and the unavailability and unreliability values. This change is effective first quarter 2011. The details are available in Watts Bar Basis Document.

4Q/10: Changed PRA Parameter(s). During PRA update for 1Q2011 data that was initially entered caused change in this quarter which was not intended. The data was corrected (returned to previous) and record was reapproved. No change in MSPI resulted for this quarter.

3Q/10: Changed PRA Parameter(s). During PRA update for 1Q2011 data that was initially entered caused change in this quarter which was not intended. The data was corrected (returned to previous) and record was reapproved. No change in MSPI resulted for this quarter.

2Q/10: Changed PRA Parameter(s). During PRA update for 1Q2011 data that was initially entered caused change in this quarter which was not intended. The data was corrected (returned to previous) and record was reapproved. No change in MSPI for this quarter.

Mitigating Systems Performance Index, Heat Removal System



Thresholds: White > 1.00E-6 Yellow > 1.00E-5 Red > 1.00E-4

Notes


Mitigating Systems Performance Index, Heat Removal System	2Q/10	3Q/10	4Q/10	1Q/11	2Q/11	3Q/11	4Q/11	1Q/12
UAI (Δ CDF)	3.13E-07	3.14E-07	3.71E-07	7.39E-07	6.84E-07	5.29E-07	4.71E-07	4.68E-07
URI (Δ CDF)	2.55E-07	2.49E-07	2.49E-07	1.22E-07	1.22E-07	-3.78E-07	-3.78E-07	-3.78E-07
PLE	NO	NO	NO	NO	NO	NO	NO	NO
Indicator value	5.70E-07	5.60E-07	6.20E-07	8.60E-07	8.10E-07	1.50E-07	9.30E-08	9.00E-08

Licensee Comments:

2Q/11: Risk Cap Invoked.

1Q/11: Risk Cap Invoked. PRA recalculated their models and made AFW much more risk significant. Hours lost after remodeling on MDAFW Trains A and C and TDAFW Train C caused the drop close to White.

Mitigating Systems Performance Index, Residual Heat Removal System



Thresholds: White > 1.00E-6 Yellow > 1.00E-5 Red > 1.00E-4


Notes

Mitigating Systems Performance Index, Residual Heat Removal System	2Q/10	3Q/10	4Q/10	1Q/11	2Q/11	3Q/11	4Q/11	1Q/12
UAI (Δ CDF)	1.95E-08	2.83E-08	3.71E-08	2.27E-08	2.84E-08	3.91E-08	4.06E-08	4.17E-08
URI (Δ CDF)	-2.54E-07	-2.54E-07	-2.54E-07	-4.08E-08	-4.12E-08	-4.16E-08	-4.20E-08	-4.24E-08
PLE	NO	NO	NO	NO	NO	NO	NO	NO
Indicator value	-2.30E-07	-2.30E-07	-2.20E-07	-1.80E-08	-1.30E-08	-2.50E-09	-1.40E-09	-7.80E-10

Licensee Comments:

1Q/11: During Fourth quarter of 2010 Watts Bar issued a CAFTA PRA model. The revision changed the PRA values for the MSPI Core Damage Frequency, and the unavailability and unreliability values. This change is effective first quarter 2011. The details are available in Watts Bar Basis Document.

Mitigating Systems Performance Index, Cooling Water Systems



Thresholds: White > 1.00E-6 Yellow > 1.00E-5 Red > 1.00E-4

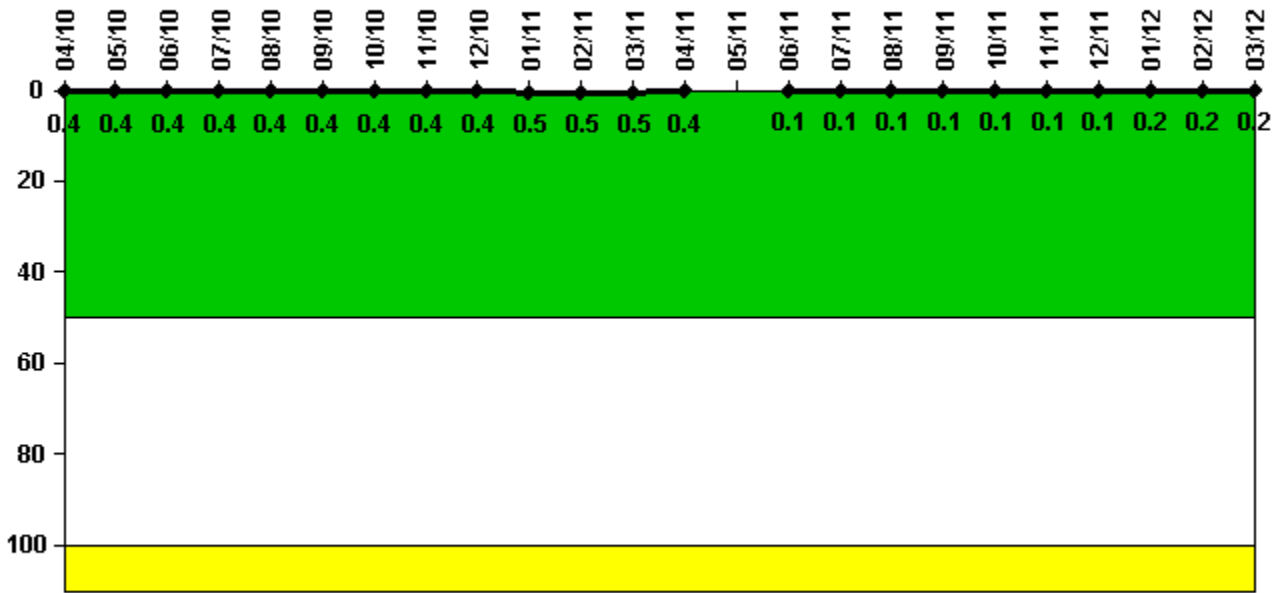
Notes

Mitigating Systems Performance Index, Cooling Water Systems	2Q/10	3Q/10	4Q/10	1Q/11	2Q/11	3Q/11	4Q/11	1Q/12
UAI (Δ CDF)	4.92E-08	4.80E-08	7.28E-08	4.97E-08	5.47E-08	5.02E-08	4.08E-08	3.87E-08
URI (Δ CDF)	1.23E-08	1.23E-08	2.49E-08	1.29E-08	-4.16E-08	-4.85E-08	-4.85E-08	-4.85E-08
PLE	NO	NO	NO	NO	NO	NO	NO	NO
Indicator value	6.20E-08	6.00E-08	9.80E-08	6.30E-08	1.30E-08	1.70E-09	7.70E-09	9.80E-09

Licensee Comments:

1Q/11: During Fourth quarter of 2010 Watts Bar issued a CAFTA PRA model. The revision changed the PRA values for the MSPI Core Damage Frequency, and the unavailability and unreliability values. This change is effective first quarter 2011. The details are available in Watts Bar Basis Document.

Reactor Coolant System Activity



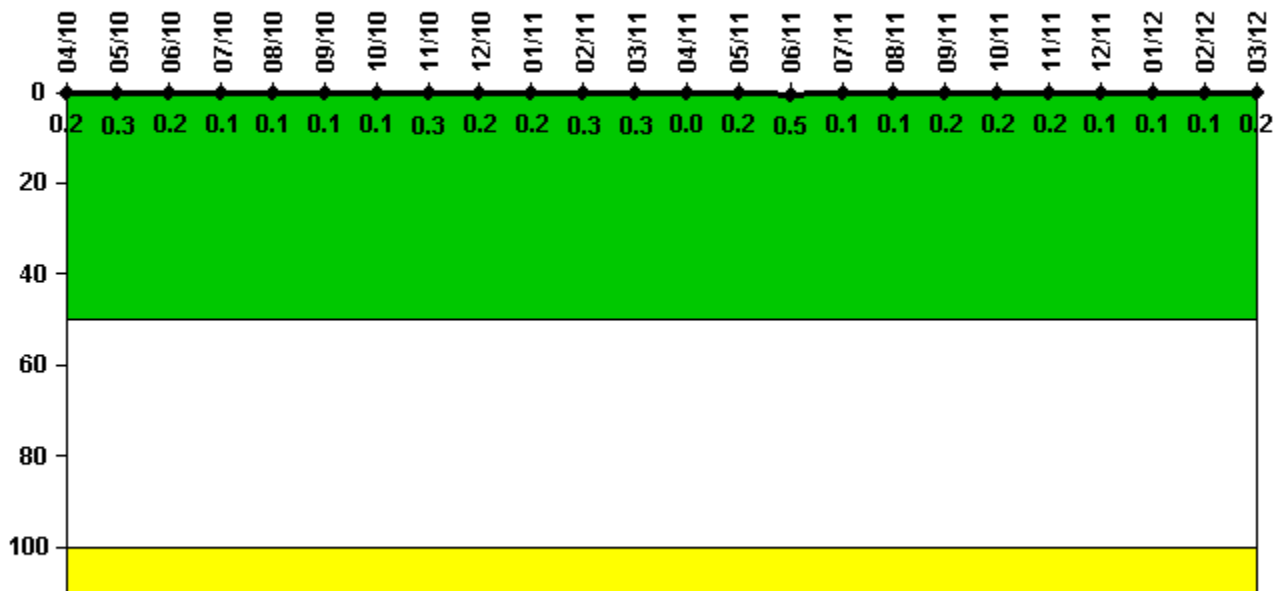
Thresholds: White > 50.0 Yellow > 100.0

Notes

Reactor Coolant System Activity	4/10	5/10	6/10	7/10	8/10	9/10	10/10	11/10	12/10	1/11	2/11	3/11
Maximum activity	0.001016	0.001053	0.001160	0.001062	0.001066	0.001108	0.001161	0.001191	0.001186	0.001240	0.001306	0.001271
Technical specification limit	0.3	0.3	0.3	0.3	0.3	0.3	0.3	0.3	0.3	0.3	0.3	0.3
Indicator value	0.4	0.4	0.4	0.4	0.4	0.4	0.4	0.4	0.4	0.5	0.5	0.5
Reactor Coolant System Activity	4/11	5/11	6/11	7/11	8/11	9/11	10/11	11/11	12/11	1/12	2/12	3/12
Maximum activity	0.001073	N/A	0.000326	0.000338	0.000329	0.000336	0.000358	0.000360	0.000388	0.000401	0.000405	0.000417
Technical specification limit	0.3	0.3	0.3	0.3	0.3	0.3	0.3	0.3	0.3	0.3	0.3	0.3
Indicator value	0.4	N/A	0.1	0.1	0.1	0.1	0.1	0.1	0.1	0.2	0.2	0.2

Licensee Comments: none

Reactor Coolant System Leakage



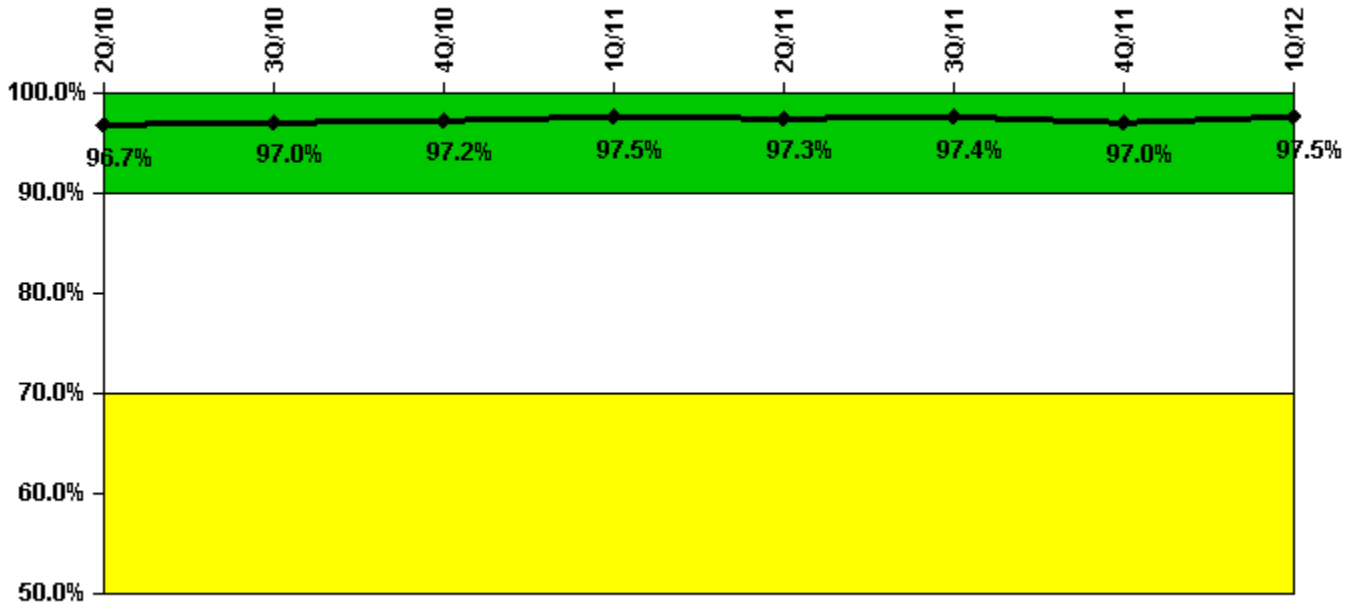
Thresholds: White > 50.0 Yellow > 100.0

Notes

Reactor Coolant System Leakage	4/10	5/10	6/10	7/10	8/10	9/10	10/10	11/10	12/10	1/11	2/11	3/11
Maximum leakage	0.020	0.030	0.020	0.010	0.010	0.010	0.010	0.030	0.020	0.020	0.030	0.030
Technical specification limit	10.0	10.0	10.0	10.0	10.0	10.0	10.0	10.0	10.0	10.0	10.0	10.0
Indicator value	0.2	0.3	0.2	0.1	0.1	0.1	0.1	0.3	0.2	0.2	0.3	0.3
Reactor Coolant System Leakage	4/11	5/11	6/11	7/11	8/11	9/11	10/11	11/11	12/11	1/12	2/12	3/12
Maximum leakage	0	0.020	0.050	0.010	0.010	0.020	0.020	0.020	0.010	0.010	0.010	0.020
Technical specification limit	10.0	10.0	10.0	10.0	10.0	10.0	10.0	10.0	10.0	10.0	10.0	10.0
Indicator value	0	0.2	0.5	0.1	0.1	0.2	0.2	0.2	0.1	0.1	0.1	0.2

Licensee Comments: none

Drill/Exercise Performance



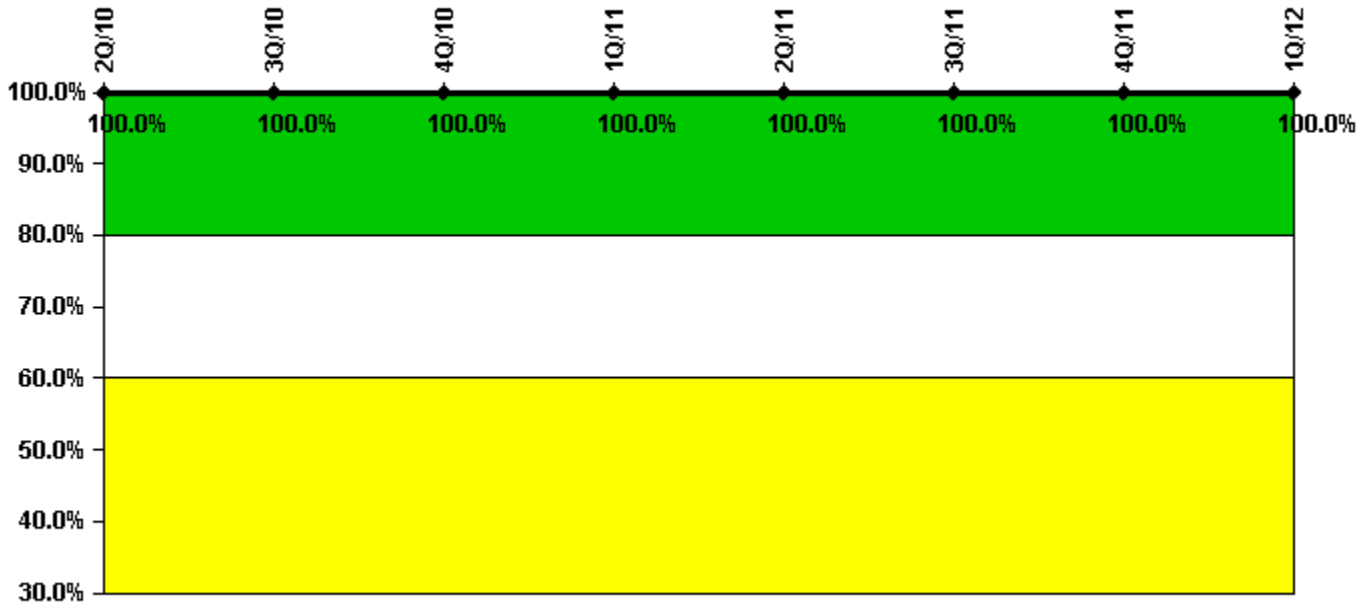
Thresholds: White < 90.0% Yellow < 70.0%

Notes

Drill/Exercise Performance	2Q/10	3Q/10	4Q/10	1Q/11	2Q/11	3Q/11	4Q/11	1Q/12
Successful opportunities	29.0	62.0	64.0	32.0	49.0	60.0	64.0	35.0
Total opportunities	34.0	62.0	65.0	32.0	50.0	60.0	67.0	35.0
Indicator value	96.7%	97.0%	97.2%	97.5%	97.3%	97.4%	97.0%	97.5%

Licensee Comments: none

ERO Drill Participation



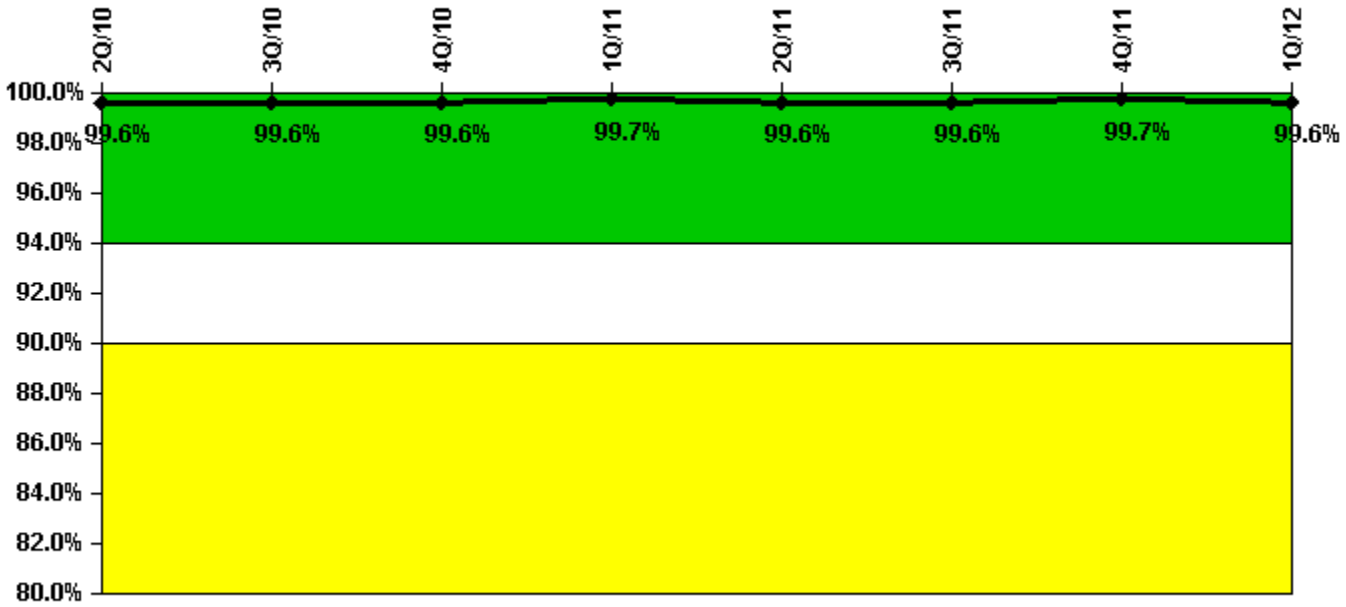
Thresholds: White < 80.0% Yellow < 60.0%

Notes

ERO Drill Participation	2Q/10	3Q/10	4Q/10	1Q/11	2Q/11	3Q/11	4Q/11	1Q/12
Participating Key personnel	72.0	79.0	78.0	78.0	74.0	74.0	70.0	69.0
Total Key personnel	72.0	79.0	78.0	78.0	74.0	74.0	70.0	69.0
Indicator value	100.0%	100.0%	100.0%	100.0%	100.0%	100.0%	100.0%	100.0%

Licensee Comments: none

Alert & Notification System



Thresholds: White < 94.0% Yellow < 90.0%

Notes

Alert & Notification System	2Q/10	3Q/10	4Q/10	1Q/11	2Q/11	3Q/11	4Q/11	1Q/12
Successful siren-tests	888	690	887	692	887	788	790	788
Total sirens-tests	891	693	891	693	891	792	792	792
Indicator value	99.6%	99.6%	99.6%	99.7%	99.6%	99.6%	99.7%	99.6%

Licensee Comments: none

Occupational Exposure Control Effectiveness



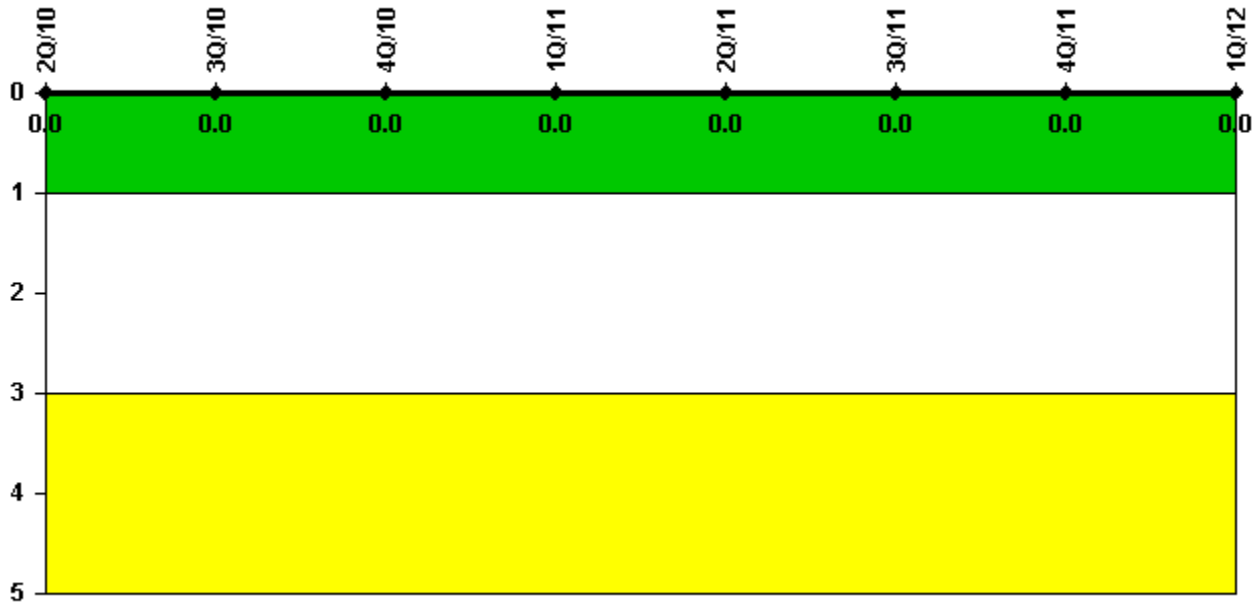
Thresholds: White > 2.0 Yellow > 5.0

Notes

Occupational Exposure Control Effectiveness	2Q/10	3Q/10	4Q/10	1Q/11	2Q/11	3Q/11	4Q/11	1Q/12
High radiation area occurrences	0	0	0	0	0	0	0	0
Very high radiation area occurrences	0	0	0	0	0	0	0	0
Unintended exposure occurrences	0	0	0	0	0	0	0	0
Indicator value	0	0	0	0	0	0	0	0

Licensee Comments: none

RETS/ODCM Radiological Effluent



Thresholds: White > 1.0 Yellow > 3.0

Notes

RETS/ODCM Radiological Effluent	2Q/10	3Q/10	4Q/10	1Q/11	2Q/11	3Q/11	4Q/11	1Q/12
RETS/ODCM occurrences	0	0	0	0	0	0	0	0
Indicator value	0	0	0	0	0	0	0	0

Licensee Comments: none

[Security](#) information not publicly available.