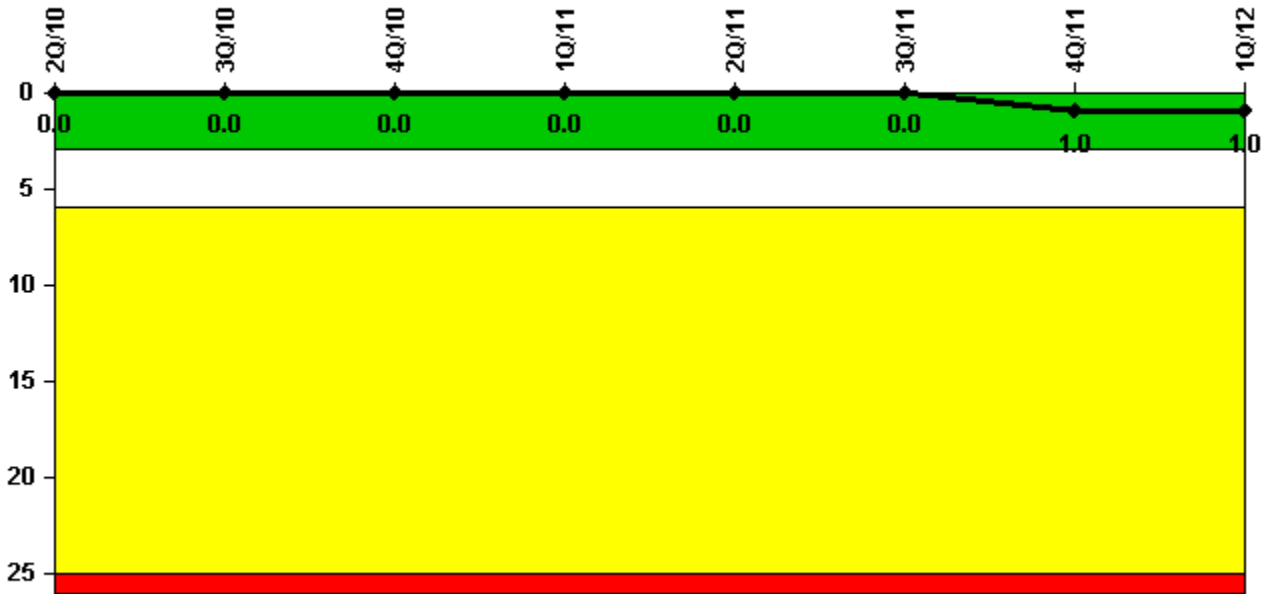


Seabrook 1

1Q/2012 Performance Indicators

Licensee's General Comments: none

Unplanned Scrams per 7000 Critical Hrs



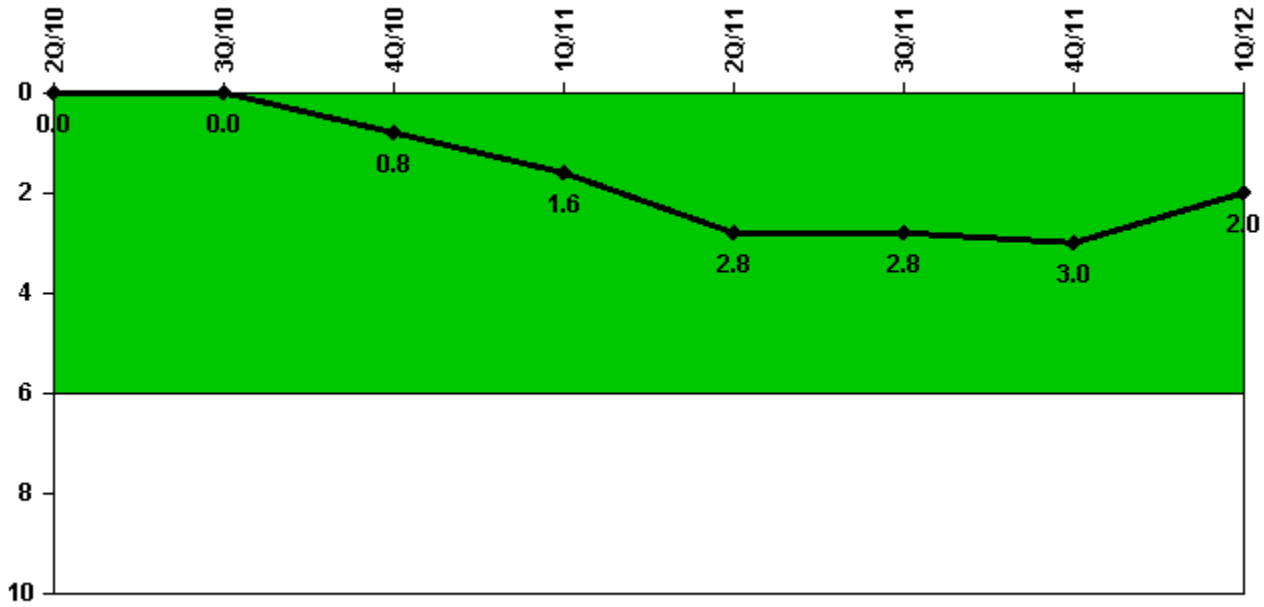
Thresholds: White > 3.0 Yellow > 6.0 Red > 25.0

Notes

Unplanned Scrams per 7000 Critical Hrs	2Q/10	3Q/10	4Q/10	1Q/11	2Q/11	3Q/11	4Q/11	1Q/12
Unplanned scrams	0	0	0	0	0	0	1.0	0
Critical hours	2184.0	2208.0	2209.0	2159.0	934.4	2208.0	1747.1	2183.0
Indicator value	0	0	0	0	0	0	1.0	1.0

Licensee Comments: none

Unplanned Power Changes per 7000 Critical Hrs



Thresholds: White > 6.0

Notes

Unplanned Power Changes per 7000 Critical Hrs	2Q/10	3Q/10	4Q/10	1Q/11	2Q/11	3Q/11	4Q/11	1Q/12
Unplanned power changes	0	0	1.0	1.0	1.0	0	1.0	0
Critical hours	2184.0	2208.0	2209.0	2159.0	934.4	2208.0	1747.1	2183.0
Indicator value	0	0	0.8	1.6	2.8	2.8	3.0	2.0

Licensee Comments: none

Unplanned Scrams with Complications



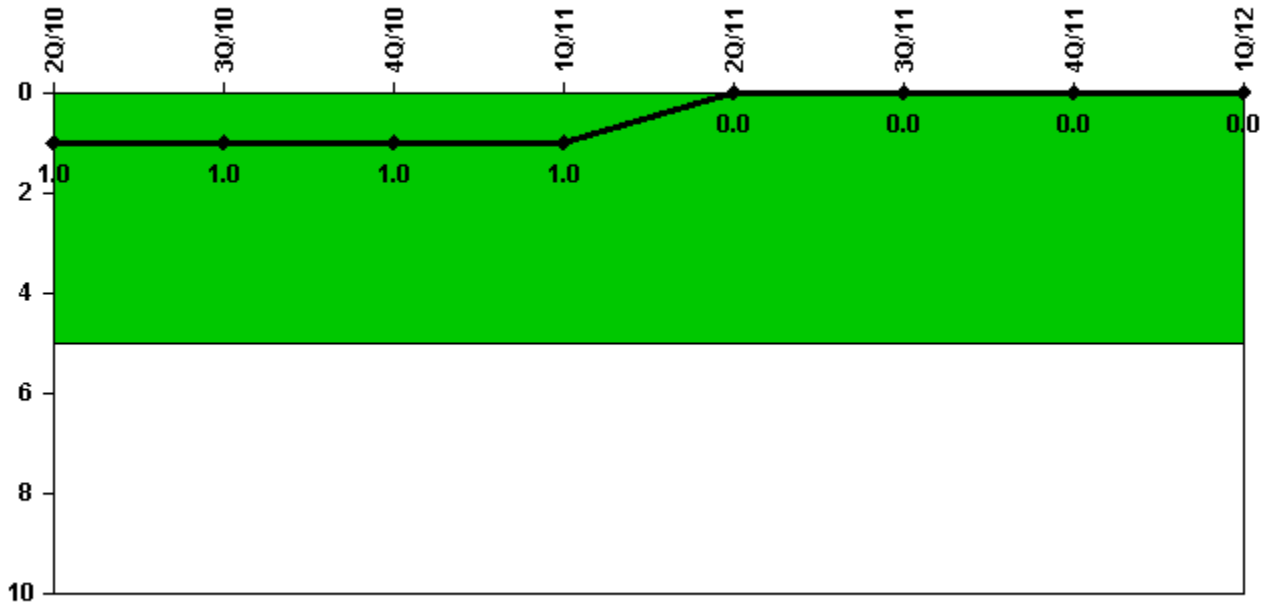
Thresholds: White > 1.0

Notes

Unplanned Scrams with Complications	2Q/10	3Q/10	4Q/10	1Q/11	2Q/11	3Q/11	4Q/11	1Q/12
Scrams with complications	0	0	0	0	0	0	0	0
Indicator value	0.0	0.0	0.0	0.0	0.0	0.0	0.0	0.0

Licensee Comments: none

Safety System Functional Failures (PWR)



Thresholds: White > 5.0

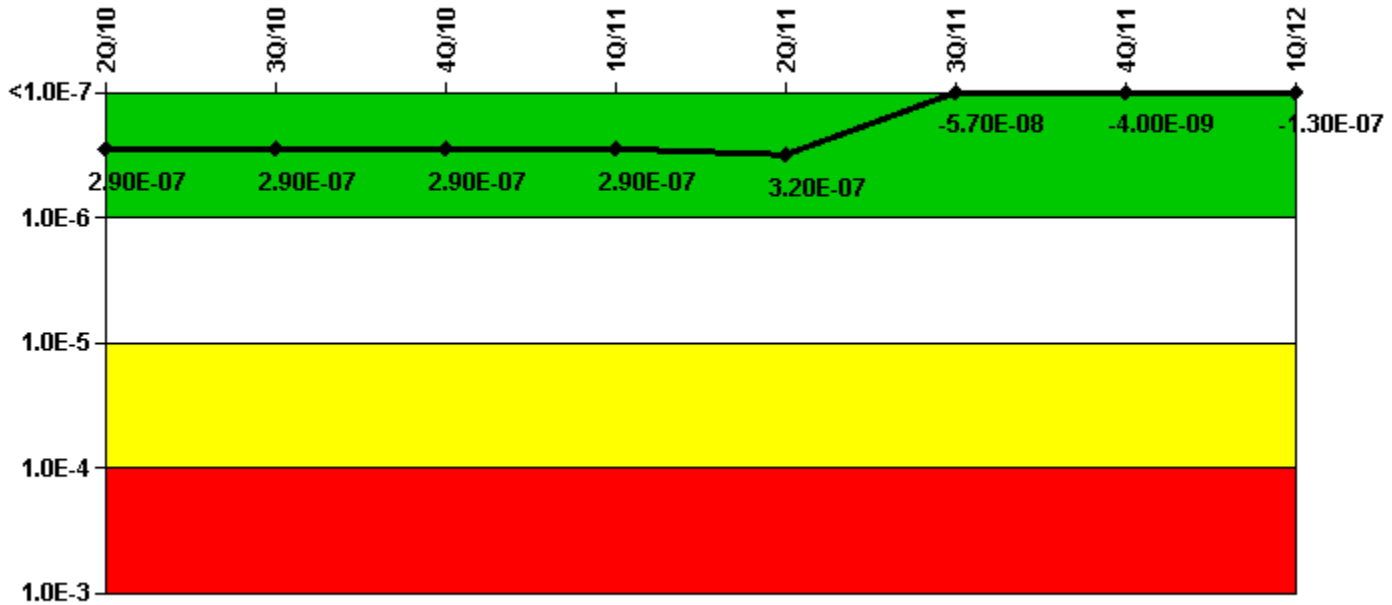
Notes

Safety System Functional Failures (PWR)	2Q/10	3Q/10	4Q/10	1Q/11	2Q/11	3Q/11	4Q/11	1Q/12
Safety System Functional Failures	1	0	0	0	0	0	0	0
Indicator value	1	1	1	1	0	0	0	0

Licensee Comments:

2Q/10: LER 2010-001 5/14/2010

Mitigating Systems Performance Index, Emergency AC Power System



Thresholds: White > 1.00E-6 Yellow > 1.00E-5 Red > 1.00E-4

Notes

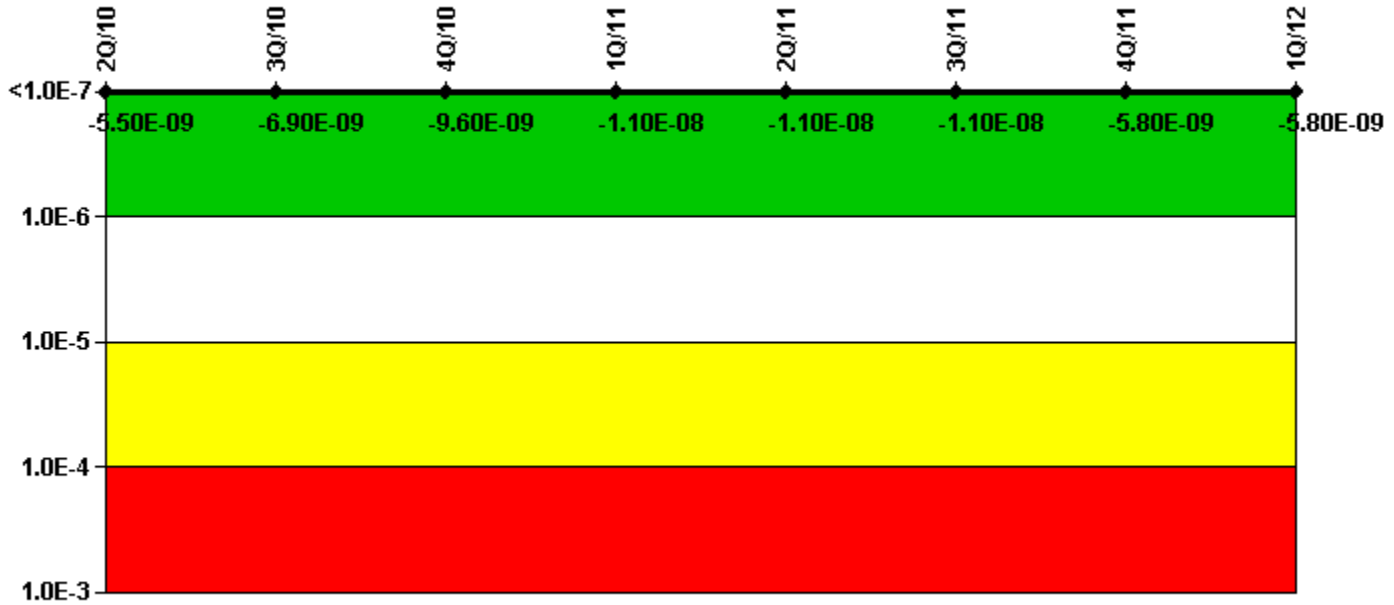
Mitigating Systems Performance Index, Emergency AC Power System	2Q/10	3Q/10	4Q/10	1Q/11	2Q/11	3Q/11	4Q/11	1Q/12
UAI (ΔCDF)	2.89E-09	2.89E-09	2.89E-09	2.47E-09	3.11E-09	-3.28E-09	-1.78E-09	-3.32E-08
URI (ΔCDF)	2.87E-07	2.88E-07	2.87E-07	2.90E-07	3.21E-07	-5.37E-08	-2.24E-09	-9.82E-08
PLE	NO	NO	NO	NO	NO	NO	NO	NO
Indicator value	2.90E-07	2.90E-07	2.90E-07	2.90E-07	3.20E-07	-5.70E-08	-4.00E-09	-1.30E-07

Licensee Comments:

1Q/12: Basis document was updated with the following: To reflect the Seabrook EDG fuel oil transfers pumps now are part of the EDG super component. The EAC boundary drawing has been updated on page 17. Failure of the FO transfer pump may be considered a failure of the EDG super component. (FAQ 11-07). Changes made to the basis document on page 22. Crosstie ability exists between transfer systems. Day tank low level alarm occurs at 702 gallons (D6565/D6615) and alarms in the control room. EDG failure is assumed at 91 minutes given full load usage of 7.7 gpm. The fuel oil transfer pumps can be cross-connected to supply either EDGs day tank. One FOTP can supply 20 gpm. This is enough fuel oil for both EDGs running at full load. The cross-connection is a manual action performed by an operator in the field using procedure OX1426.33. Operator action to crosstie the fuel oil transfer system is not explicitly modeled in the PRA. Therefore the PRA assumes a failure of the fuel oil transfer pump fails the EDG. A single fuel storage tank has enough fuel to last 7 days per technical specification requirements. This allows for both diesels to meet the 24-hour mission time requirement if only supplied from one storage tank. Suction can be taken from either storage tank. Justification exists for screening out FOTP failures. The screening determination will be made by the individual failure investigation (FAQ 11-08). Changes are effective beginning with 1st quarter 2012 data.

4Q/11: The PRA values were revised on 9/26/11 to support 4Q11 implementation. This was a general model update.

Mitigating Systems Performance Index, High Pressure Injection System



Thresholds: White > 1.00E-6 Yellow > 1.00E-5 Red > 1.00E-4


Notes

Mitigating Systems Performance Index, High Pressure Injection System	2Q/10	3Q/10	4Q/10	1Q/11	2Q/11	3Q/11	4Q/11	1Q/12
UAI (Δ CDF)	-1.63E-09	-2.99E-09	-5.70E-09	-6.68E-09	-6.91E-09	-7.10E-09	-3.13E-09	-3.13E-09
URI (Δ CDF)	-3.87E-09	-3.87E-09	-3.87E-09	-3.84E-09	-4.15E-09	-4.14E-09	-2.69E-09	-2.68E-09
PLE	NO	NO	NO	NO	NO	NO	NO	NO
Indicator value	-5.50E-09	-6.90E-09	-9.60E-09	-1.10E-08	-1.10E-08	-1.10E-08	-5.80E-09	-5.80E-09

Licensee Comments:

4Q/11: The PRA values were revised on 9/26/11 to support 4Q11 implementation. This was a general model update.

Mitigating Systems Performance Index, Heat Removal System



Thresholds: White > 1.00E-6 Yellow > 1.00E-5 Red > 1.00E-4

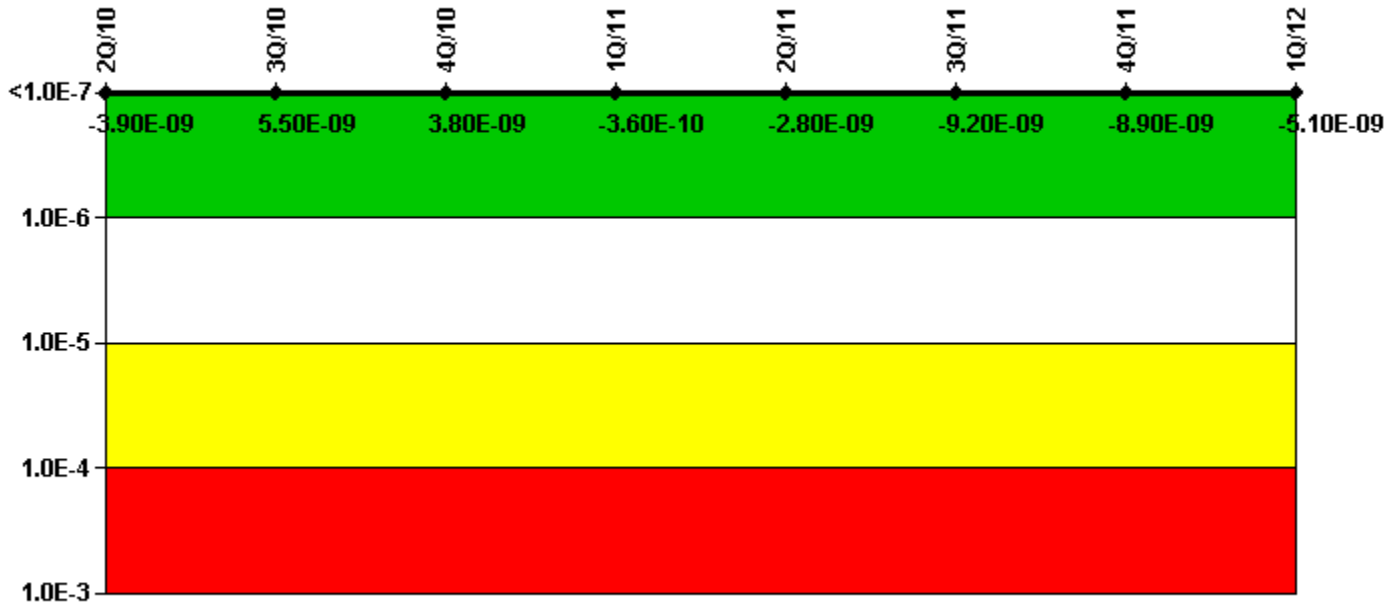
Notes

Mitigating Systems Performance Index, Heat Removal System	2Q/10	3Q/10	4Q/10	1Q/11	2Q/11	3Q/11	4Q/11	1Q/12
UAI (Δ CDF)	-1.12E-08	-1.11E-08	-1.06E-08	-1.05E-08	-3.73E-09	-2.24E-08	-1.86E-08	-2.01E-08
URI (Δ CDF)	-4.70E-08	-4.70E-08	-4.68E-08	-4.53E-08	-4.33E-08	-4.32E-08	-3.89E-08	-3.88E-08
PLE	NO	NO	NO	NO	NO	NO	NO	NO
Indicator value	-5.80E-08	-5.80E-08	-5.70E-08	-5.60E-08	-4.70E-08	-6.60E-08	-5.70E-08	-5.90E-08

Licensee Comments:

4Q/11: The PRA values were revised on 9/26/11 to support 4Q11 implementation. This was a general model update.

Mitigating Systems Performance Index, Residual Heat Removal System



Thresholds: White > 1.00E-6 Yellow > 1.00E-5 Red > 1.00E-4

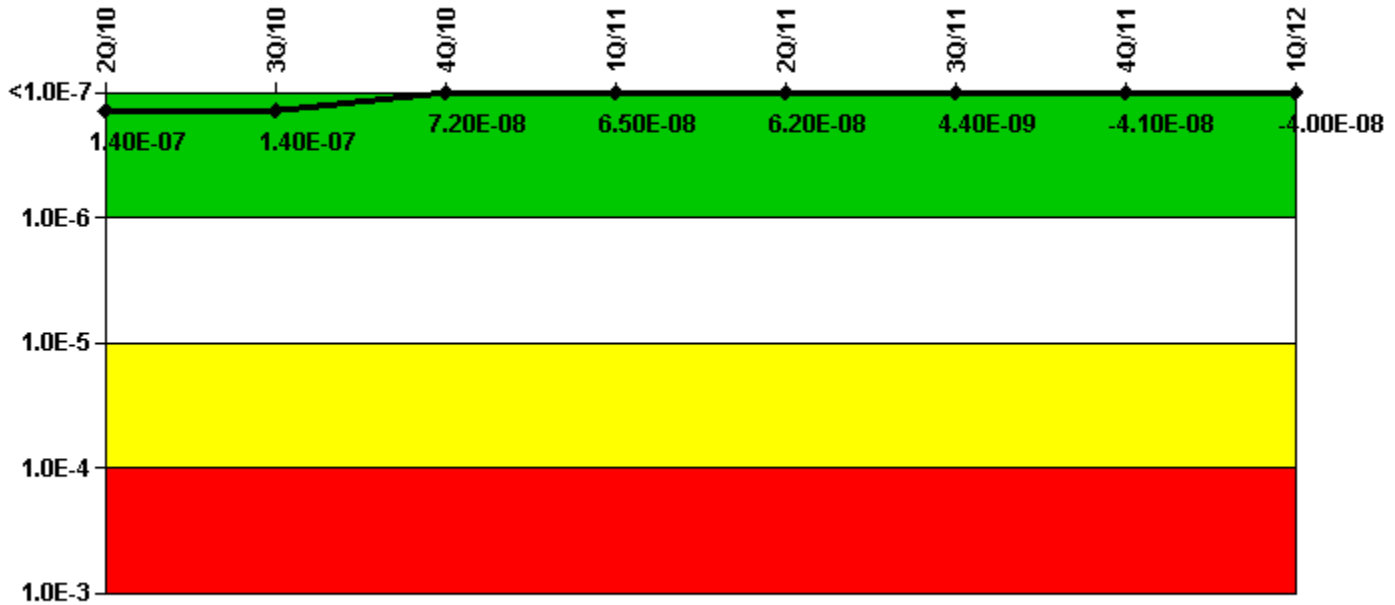
Notes

Mitigating Systems Performance Index, Residual Heat Removal System	2Q/10	3Q/10	4Q/10	1Q/11	2Q/11	3Q/11	4Q/11	1Q/12
UAI (Δ CDF)	2.55E-08	3.50E-08	3.35E-08	2.83E-08	2.90E-08	2.27E-08	1.89E-08	2.27E-08
URI (Δ CDF)	-2.94E-08	-2.96E-08	-2.97E-08	-2.86E-08	-3.17E-08	-3.19E-08	-2.78E-08	-2.78E-08
PLE	NO	NO	NO	NO	NO	NO	NO	NO
Indicator value	-3.90E-09	5.50E-09	3.80E-09	-3.60E-10	-2.80E-09	-9.20E-09	-8.90E-09	-5.10E-09

Licensee Comments:

4Q/11: The PRA values were revised on 9/26/11 to support 4Q11 implementation. This was a general model update.

Mitigating Systems Performance Index, Cooling Water Systems



Thresholds: White > 1.00E-6 Yellow > 1.00E-5 Red > 1.00E-4

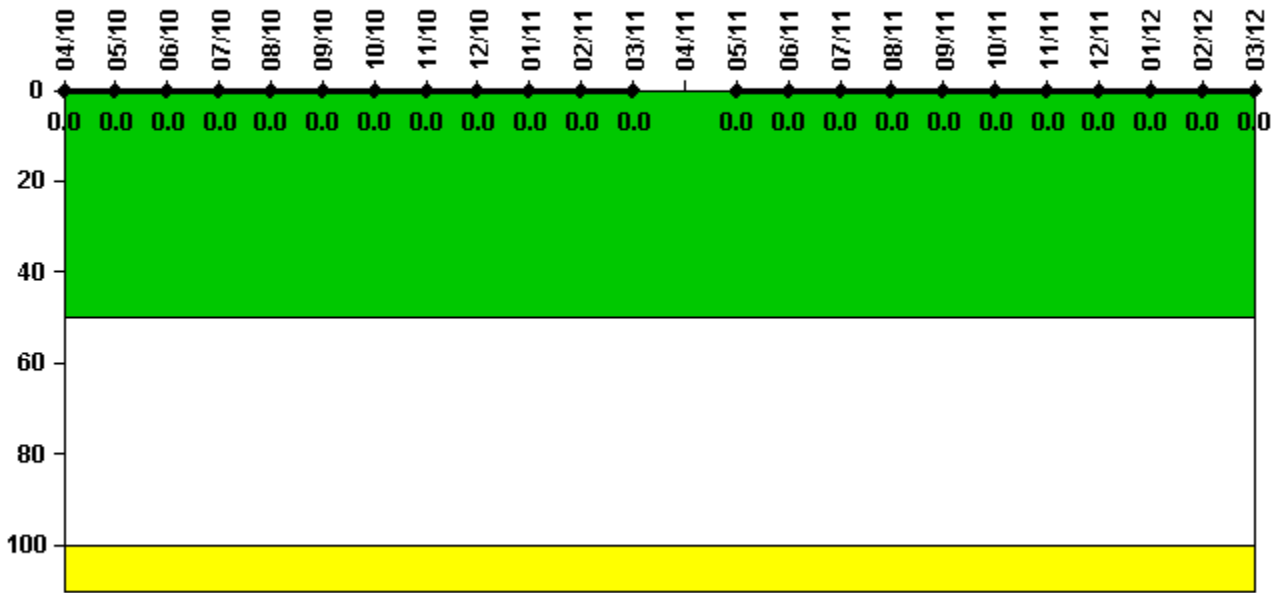
Notes

Mitigating Systems Performance Index, Cooling Water Systems	2Q/10	3Q/10	4Q/10	1Q/11	2Q/11	3Q/11	4Q/11	1Q/12
UAI (Δ CDF)	5.46E-09	5.46E-09	4.23E-10	4.19E-10	4.25E-10	4.25E-10	3.54E-10	3.54E-10
URI (Δ CDF)	1.31E-07	1.31E-07	7.13E-08	6.48E-08	6.17E-08	3.95E-09	-4.09E-08	-4.05E-08
PLE	NO	NO	NO	NO	NO	NO	NO	NO
Indicator value	1.40E-07	1.40E-07	7.20E-08	6.50E-08	6.20E-08	4.40E-09	-4.10E-08	-4.00E-08

Licensee Comments:

4Q/11: The PRA values were revised on 9/26/11 to support 4Q11 implementation. This was a general model update.

Reactor Coolant System Activity



Thresholds: White > 50.0 Yellow > 100.0


Notes

Reactor Coolant System Activity	4/10	5/10	6/10	7/10	8/10	9/10	10/10	11/10	12/10	1/11	2/11	3/11
Maximum activity	0.000061	0.000068	0.000072	0.000086	0.000073	0.000082	0.000093	0.000096	0.000098	0.000093	0.000097	0.000106
Technical specification limit	1.0	1.0	1.0	1.0	1.0	1.0	1.0	1.0	1.0	1.0	1.0	1.0
Indicator value	0	0	0	0	0	0	0	0	0	0	0	0
Reactor Coolant System Activity	4/11	5/11	6/11	7/11	8/11	9/11	10/11	11/11	12/11	1/12	2/12	3/12
Maximum activity	N/A	0.000033	0.000065	0.000054	0.000067	0.000074	0.000066	0.000086	0.000059	0.000042	0.000062	0.000062
Technical specification limit	1.0	1.0	1.0	1.0	1.0	1.0	1.0	1.0	1.0	1.0	1.0	1.0
Indicator value	N/A	0	0	0	0	0	0	0	0	0	0	0

Licensee Comments:

6/11: RCSA data was unavailable for the month of April during plant shutdown for refueling outage 14.

Reactor Coolant System Leakage



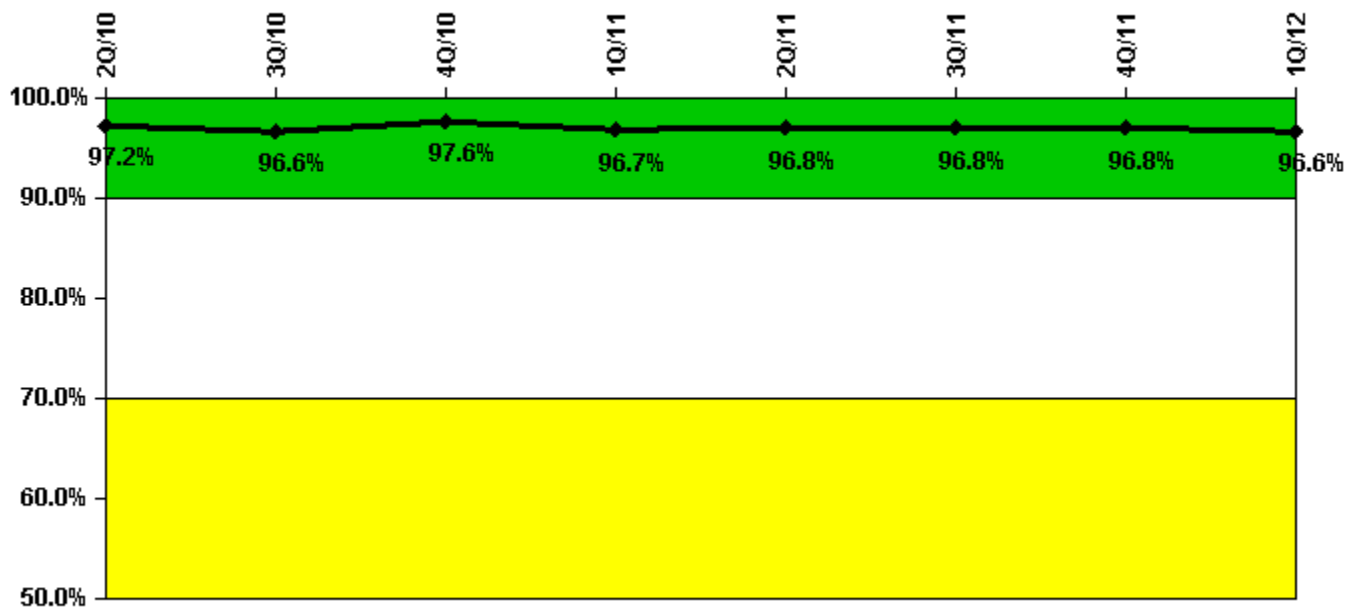
Thresholds: White > 50.0 Yellow > 100.0

Notes

Reactor Coolant System Leakage	4/10	5/10	6/10	7/10	8/10	9/10	10/10	11/10	12/10	1/11	2/11	3/11
Maximum leakage	0.104	0.082	0.069	0.127	0.088	0.133	0.119	0.107	0.113	0.097	0.133	0.144
Technical specification limit	10.0	10.0	10.0	10.0	10.0	10.0	10.0	10.0	10.0	10.0	10.0	10.0
Indicator value	1.0	0.8	0.7	1.3	0.9	1.3	1.2	1.1	1.1	1.0	1.3	1.4
Reactor Coolant System Leakage	4/11	5/11	6/11	7/11	8/11	9/11	10/11	11/11	12/11	1/12	2/12	3/12
Maximum leakage	0	0.021	0.083	0.124	0.168	0.258	0.272	0.029	0.024	0.024	0.024	0.027
Technical specification limit	10.0	10.0	10.0	10.0	10.0	10.0	10.0	10.0	10.0	10.0	10.0	10.0
Indicator value	0	0.2	0.8	1.2	1.7	2.6	2.7	0.3	0.2	0.2	0.2	0.3

Licensee Comments: none

Drill/Exercise Performance



Thresholds: White < 90.0% Yellow < 70.0%

Notes

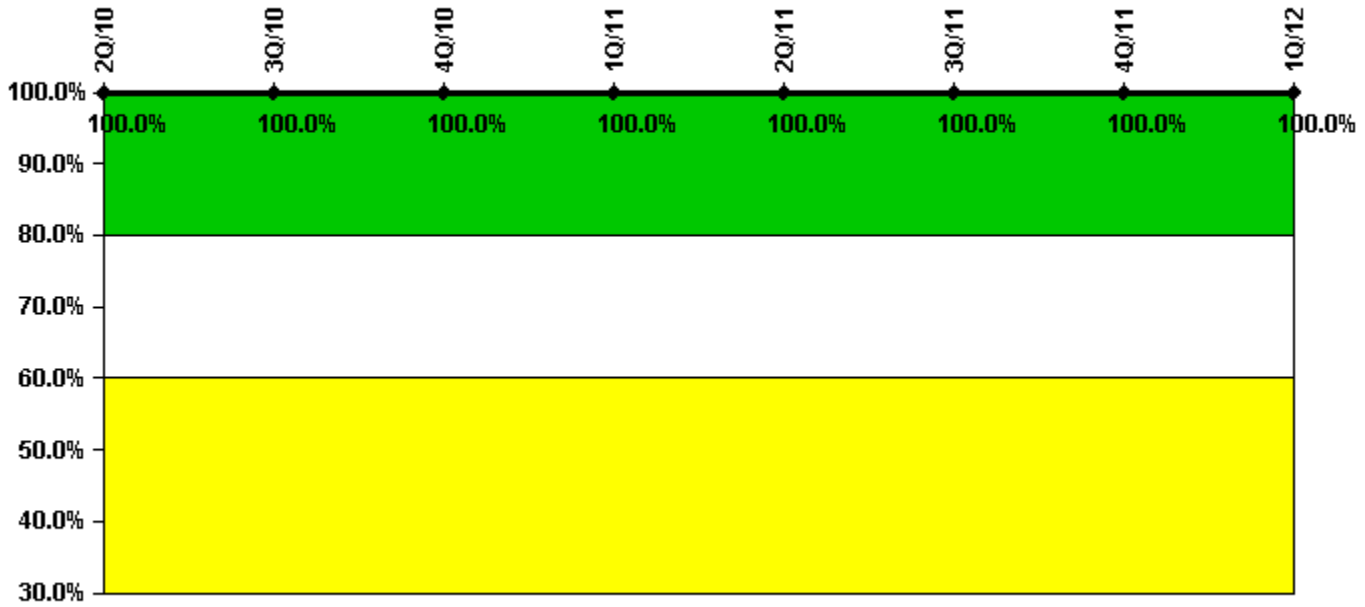
Drill/Exercise Performance	2Q/10	3Q/10	4Q/10	1Q/11	2Q/11	3Q/11	4Q/11	1Q/12
Successful opportunities	30.0	33.0	21.0	55.0	21.0	26.0	57.0	41.0
Total opportunities	32.0	35.0	21.0	58.0	21.0	27.0	58.0	42.0
Indicator value	97.2%	96.6%	97.6%	96.7%	96.8%	96.8%	96.8%	96.6%

Licensee Comments:

4Q/11: Successful and total drill opportunities changed from 21 to 23 for 2011-11. Two opportunities were not reported in time for 4Q 2011 data due to annual exam security. Change submitted with 1Q 2012 data.

2Q/11: There were no drill opportunities during the month of April due to plant shutdown for refueling outage 14.

ERO Drill Participation



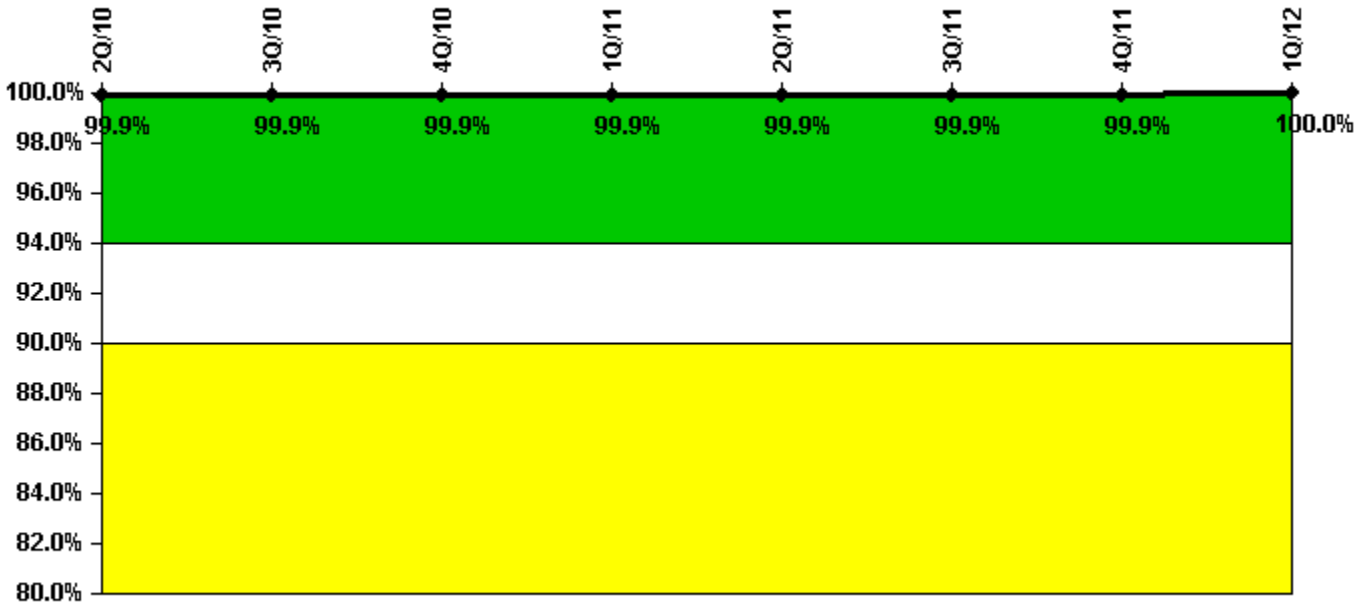
Thresholds: White < 80.0% Yellow < 60.0%

Notes

ERO Drill Participation	2Q/10	3Q/10	4Q/10	1Q/11	2Q/11	3Q/11	4Q/11	1Q/12
Participating Key personnel	85.0	86.0	85.0	86.0	89.0	89.0	87.0	95.0
Total Key personnel	85.0	86.0	85.0	86.0	89.0	89.0	87.0	95.0
Indicator value	100.0%	100.0%	100.0%	100.0%	100.0%	100.0%	100.0%	100.0%

Licensee Comments: none

Alert & Notification System



Thresholds: White < 94.0% Yellow < 90.0%

Notes

Alert & Notification System	2Q/10	3Q/10	4Q/10	1Q/11	2Q/11	3Q/11	4Q/11	1Q/12
Successful siren-tests	726	845	726	845	726	847	846	726
Total sirens-tests	726	847	726	847	726	847	847	726
Indicator value	99.9%	99.9%	99.9%	99.9%	99.9%	99.9%	99.9%	100.0%

Licensee Comments: none

Occupational Exposure Control Effectiveness



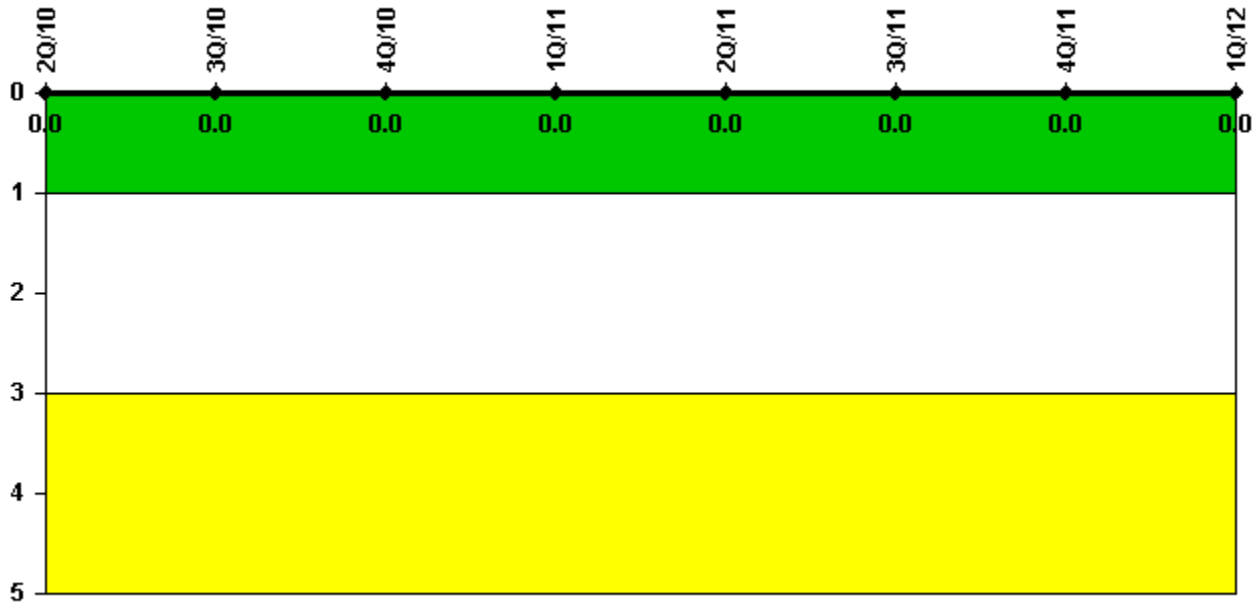
Thresholds: White > 2.0 Yellow > 5.0

Notes

Occupational Exposure Control Effectiveness	2Q/10	3Q/10	4Q/10	1Q/11	2Q/11	3Q/11	4Q/11	1Q/12
High radiation area occurrences	0	0	0	0	0	0	0	0
Very high radiation area occurrences	0	0	0	0	0	0	0	0
Unintended exposure occurrences	0	0	0	0	0	0	0	0
Indicator value	0	0	0	0	0	0	0	0

Licensee Comments: none

RETS/ODCM Radiological Effluent



Thresholds: White > 1.0 Yellow > 3.0

Notes

RETS/ODCM Radiological Effluent	2Q/10	3Q/10	4Q/10	1Q/11	2Q/11	3Q/11	4Q/11	1Q/12
RETS/ODCM occurrences	0	0	0	0	0	0	0	0
Indicator value	0	0	0	0	0	0	0	0

Licensee Comments: none

[Security](#) information not publicly available.