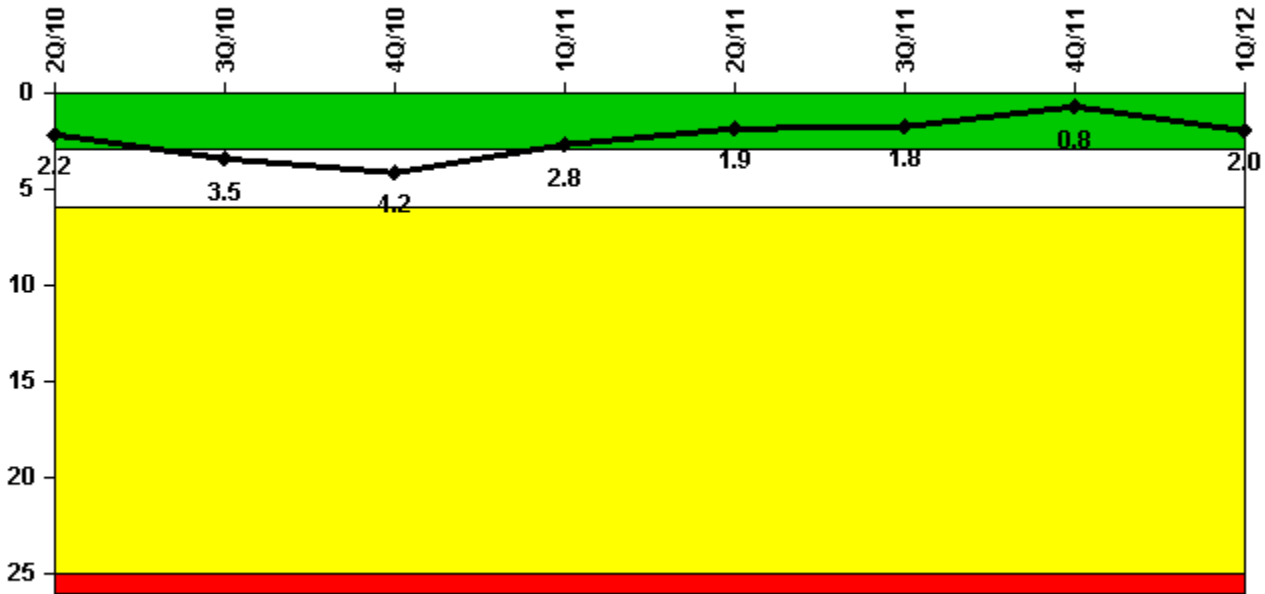


# Robinson 2

## 1Q/2012 Performance Indicators

Licensee's General Comments: none

### Unplanned Scrams per 7000 Critical Hrs



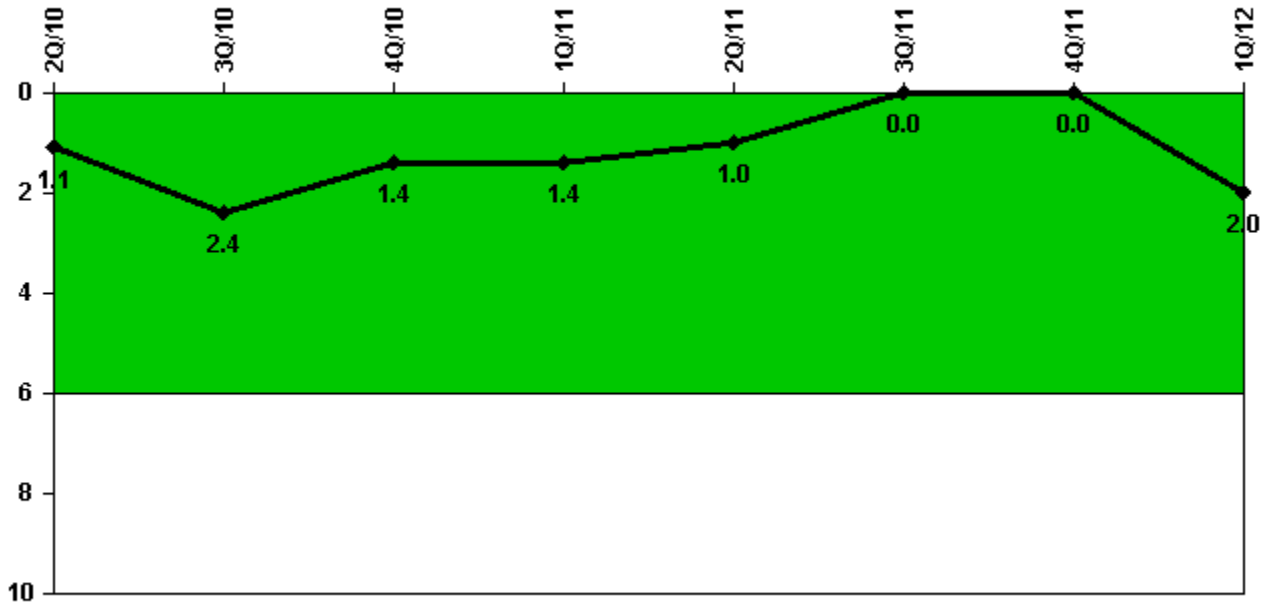
Thresholds: White > 3.0 Yellow > 6.0 Red > 25.0

### Notes

Unplanned Scrams per 7000 Critical Hrs	2Q/10	3Q/10	4Q/10	1Q/11	2Q/11	3Q/11	4Q/11	1Q/12
Unplanned scrams	0	1.0	1.0	0	0	1.0	0	1.0
Critical hours	0	1678.1	1230.7	2159.0	2184.0	2143.2	2209.0	622.9
Indicator value	2.2	3.5	4.2	2.8	1.9	1.8	0.8	2.0

Licensee Comments: none

## Unplanned Power Changes per 7000 Critical Hrs



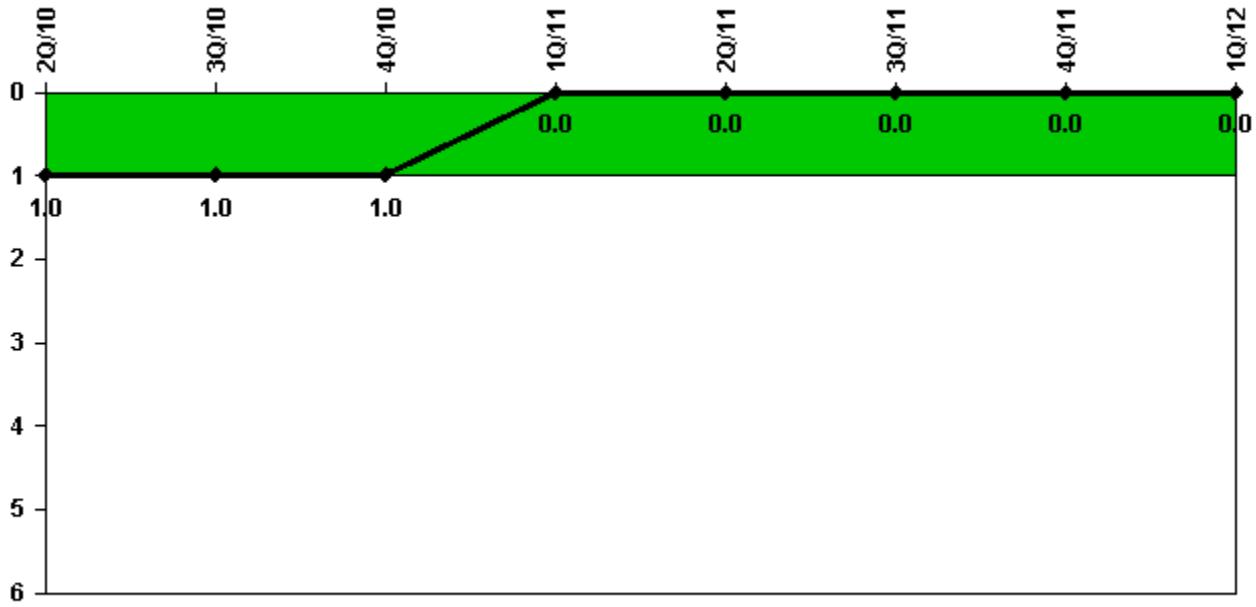
Thresholds: White > 6.0

### Notes

Unplanned Power Changes per 7000 Critical Hrs	2Q/10	3Q/10	4Q/10	1Q/11	2Q/11	3Q/11	4Q/11	1Q/12
Unplanned power changes	0	1.0	0	0	0	0	0	2.0
Critical hours	0	1678.1	1230.7	2159.0	2184.0	2143.2	2209.0	622.9
Indicator value	1.1	2.4	1.4	1.4	1.0	0	0	2.0

Licensee Comments: none

## Unplanned Scrams with Complications



Thresholds: White > 1.0

### Notes

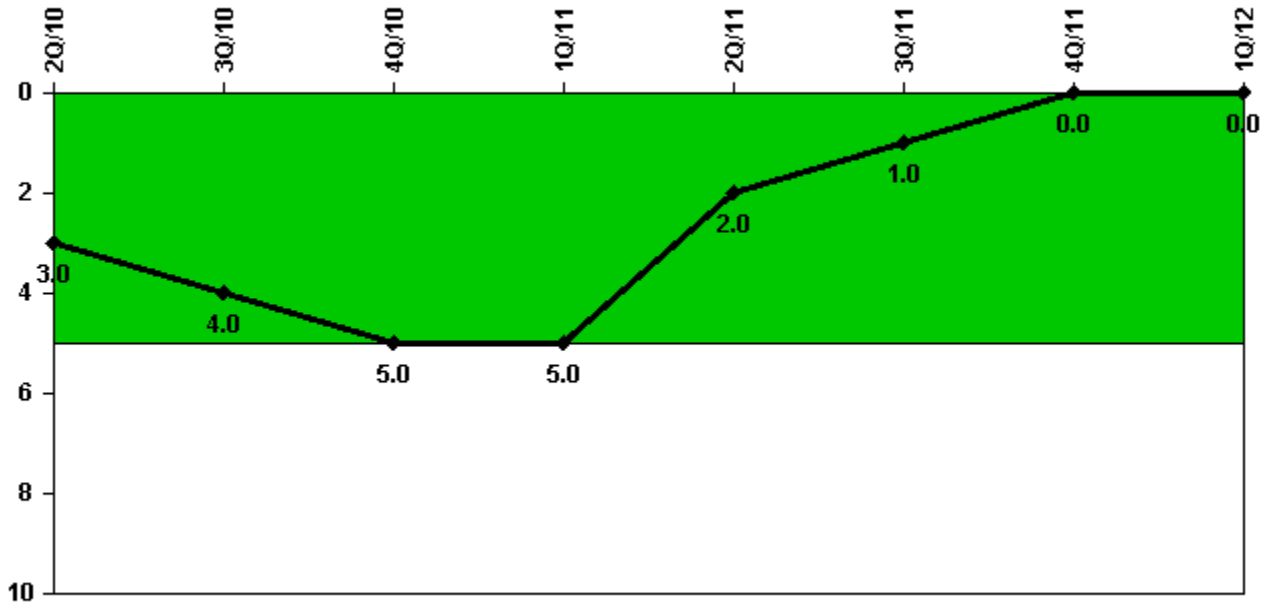
Unplanned Scrams with Complications	2Q/10	3Q/10	4Q/10	1Q/11	2Q/11	3Q/11	4Q/11	1Q/12
Scrams with complications	0	0	0	0	0	0	0	0
Indicator value	1.0	1.0	1.0	0.0	0.0	0.0	0.0	0.0

Licensee Comments:

4Q/10: FAQ 11-03 was submitted.

---

## Safety System Functional Failures (PWR)



Thresholds: White > 5.0

### Notes

Safety System Functional Failures (PWR)	2Q/10	3Q/10	4Q/10	1Q/11	2Q/11	3Q/11	4Q/11	1Q/12
Safety System Functional Failures	3	1	1	0	0	0	0	0
Indicator value	3	4	5	5	2	1	0	0

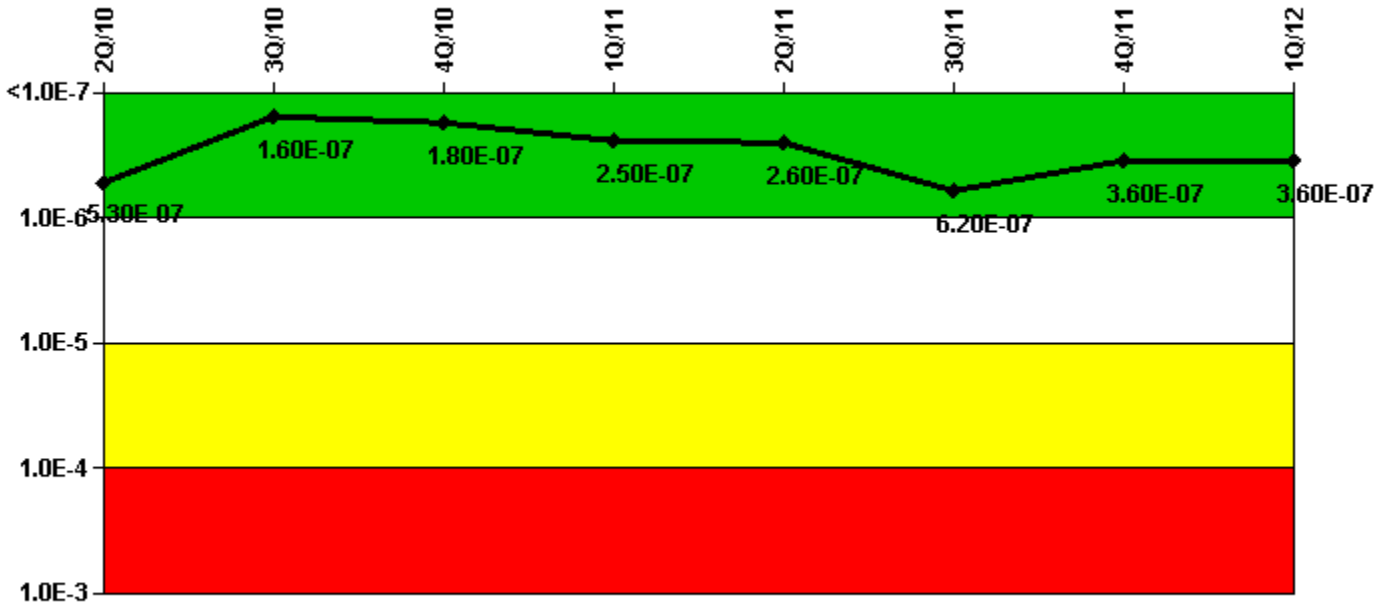
Licensee Comments:

4Q/10: LER 2010-009-00, "Reactor Trip due to Motor Fault on the 'C' Reactor Coolant Pump, and Actuation of Auxiliary Feedwater Signal and Override of Feedwater Isolation Function due to Inadequate Post-trip Procedure Guidance."

3Q/10: SSFF reported in LER 2010-005-00, "EDG Inoperable Due To Inverter Failure," submitted in August 2010.

2Q/10: LER 2010-001-00, "Emergency Diesel Generator Inoperable in Excess of Technical Specifications Completion Time Due to Output Breaker Failure." LER 2010-003-00, "Potential Loss of RHR System Safety Function in Modes 3 and 4 due to void formation" LER 2010-004-00, "Clearance Error Results in the 'A' EDG Becoming Inoperable"

# Mitigating Systems Performance Index, Emergency AC Power System



Thresholds: White > 1.00E-6 Yellow > 1.00E-5 Red > 1.00E-4


## Notes

Mitigating Systems Performance Index, Emergency AC Power System	2Q/10	3Q/10	4Q/10	1Q/11	2Q/11	3Q/11	4Q/11	1Q/12
UAI (ΔCDF)	1.91E-07	7.38E-08	9.86E-08	1.66E-07	1.79E-07	1.41E-07	8.85E-08	8.37E-08
URI (ΔCDF)	3.37E-07	8.47E-08	8.47E-08	8.47E-08	8.47E-08	4.81E-07	2.69E-07	2.77E-07
PLE	NO	NO	NO	NO	NO	NO	NO	NO
Indicator value	5.30E-07	1.60E-07	1.80E-07	2.50E-07	2.60E-07	6.20E-07	3.60E-07	3.60E-07

Licensee Comments:

3Q/10: Changed PRA Parameter(s).

# Mitigating Systems Performance Index, High Pressure Injection System



Thresholds: White > 1.00E-6 Yellow > 1.00E-5 Red > 1.00E-4

## Notes


Mitigating Systems Performance Index, High Pressure Injection System	2Q/10	3Q/10	4Q/10	1Q/11	2Q/11	3Q/11	4Q/11	1Q/12
UAI ( $\Delta$ CDF)	-6.39E-09	-1.30E-09	-1.03E-09	-2.83E-10	1.53E-09	2.29E-09	2.32E-09	2.12E-09
URI ( $\Delta$ CDF)	-3.31E-08	-7.80E-09	-7.80E-09	-7.80E-09	-7.80E-09	-7.80E-09	-5.16E-09	-5.16E-09
PLE	NO	NO	NO	NO	NO	NO	NO	NO
Indicator value	-3.90E-08	-9.10E-09	-8.80E-09	-8.10E-09	-6.30E-09	-5.50E-09	-2.80E-09	-3.00E-09

Licensee Comments:

4Q/10: Changed PRA Parameter(s).

3Q/10: Changed PRA Parameter(s).

# Mitigating Systems Performance Index, Heat Removal System



Thresholds: White > 1.00E-6 Yellow > 1.00E-5 Red > 1.00E-4

## Notes

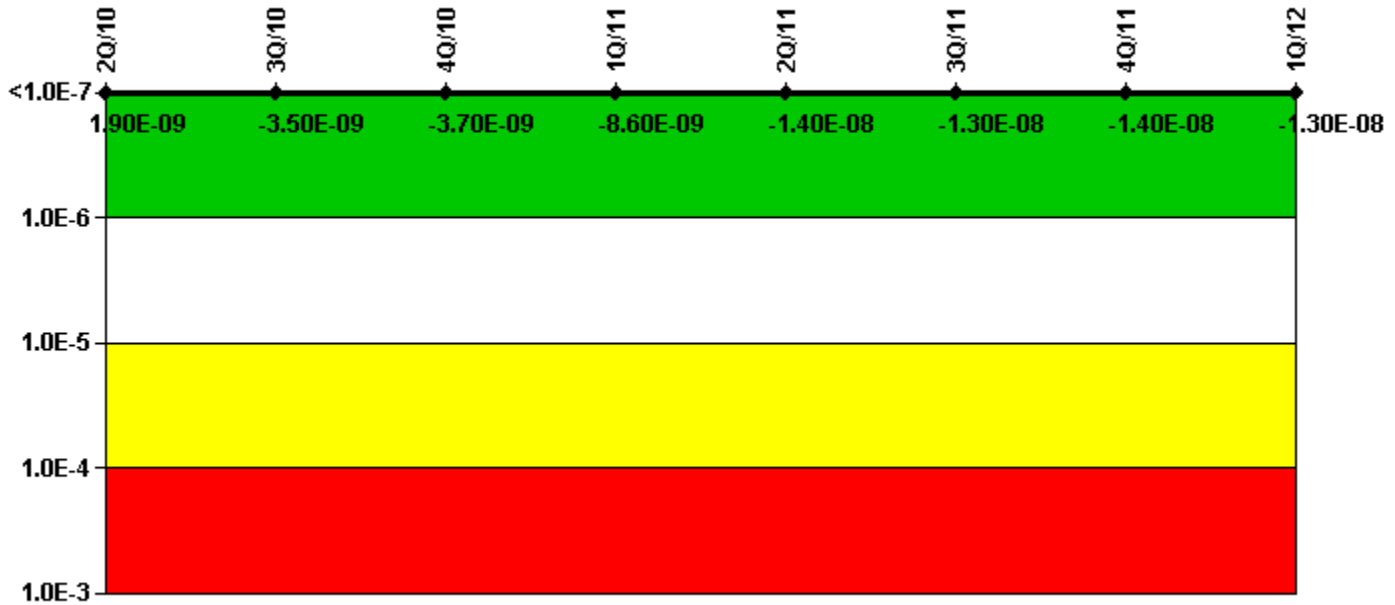
Mitigating Systems Performance Index, Heat Removal System	2Q/10	3Q/10	4Q/10	1Q/11	2Q/11	3Q/11	4Q/11	1Q/12
UAI ( $\Delta$ CDF)	-2.27E-08	-3.02E-08	-3.10E-08	-2.97E-08	-1.40E-08	-2.33E-08	-5.51E-09	-8.10E-09
URI ( $\Delta$ CDF)	3.02E-07	-1.89E-07	-1.89E-07	-1.89E-07	-1.89E-07	-3.32E-07	-3.23E-07	-3.25E-07
PLE	NO	NO	NO	NO	NO	NO	NO	NO
Indicator value	2.80E-07	-2.20E-07	-2.20E-07	-2.20E-07	-2.00E-07	-3.60E-07	-3.30E-07	-3.30E-07

Licensee Comments:

3Q/10: Changed PRA Parameter(s).

2Q/10: Risk Cap Invoked.

# Mitigating Systems Performance Index, Residual Heat Removal System



Thresholds: White > 1.00E-6 Yellow > 1.00E-5 Red > 1.00E-4

## Notes

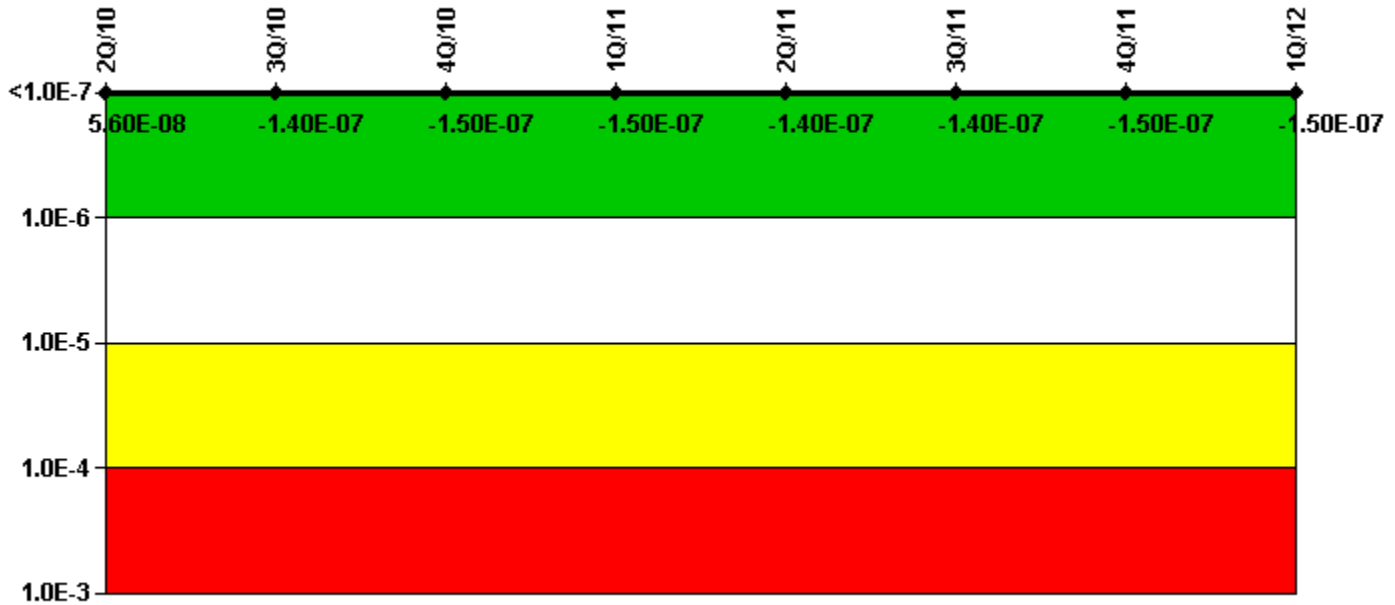
Mitigating Systems Performance Index, Residual Heat Removal System	2Q/10	3Q/10	4Q/10	1Q/11	2Q/11	3Q/11	4Q/11	1Q/12
UAI ( $\Delta$ CDF)	8.43E-08	1.51E-08	1.49E-08	9.99E-09	4.18E-09	5.07E-09	5.02E-09	5.85E-09
URI ( $\Delta$ CDF)	-8.24E-08	-1.85E-08	-1.85E-08	-1.85E-08	-1.85E-08	-1.85E-08	-1.86E-08	-1.86E-08
PLE	NO	NO	NO	NO	NO	NO	NO	NO
Indicator value	1.90E-09	-3.50E-09	-3.70E-09	-8.60E-09	-1.40E-08	-1.30E-08	-1.40E-08	-1.30E-08

Licensee Comments:

3Q/10: Changed PRA Parameter(s).



# Mitigating Systems Performance Index, Cooling Water Systems



Thresholds: White > 1.00E-6 Yellow > 1.00E-5 Red > 1.00E-4

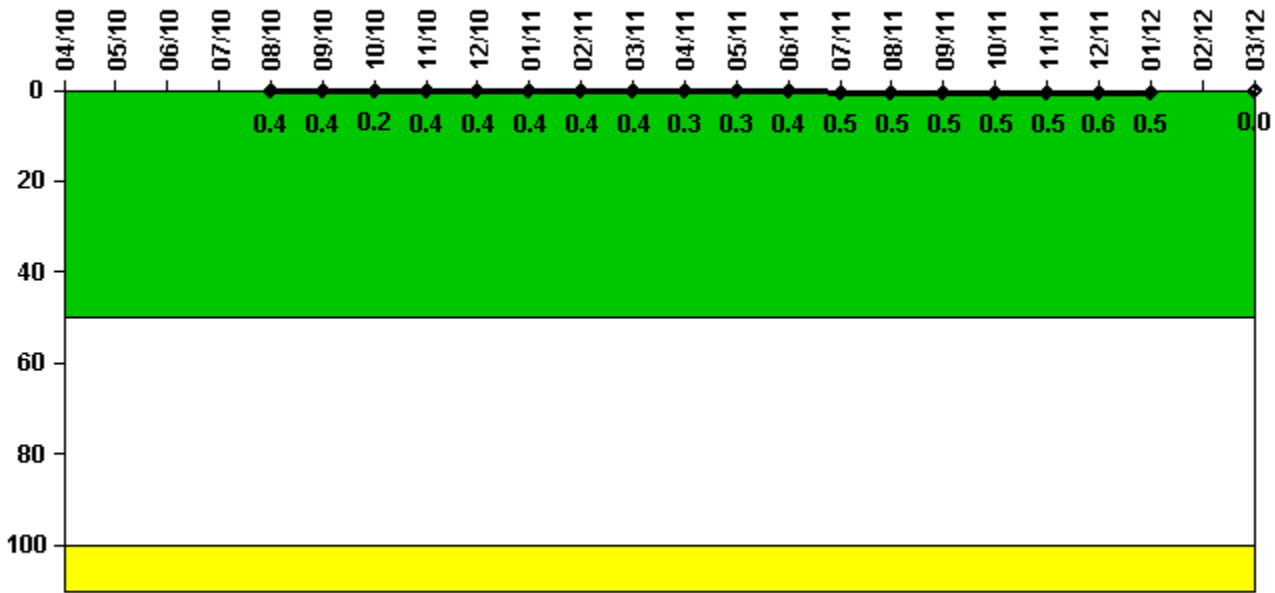
## Notes

Mitigating Systems Performance Index, Cooling Water Systems	2Q/10	3Q/10	4Q/10	1Q/11	2Q/11	3Q/11	4Q/11	1Q/12
UAI ( $\Delta$ CDF)	3.55E-08	4.23E-08	3.26E-08	3.77E-08	4.44E-08	4.42E-08	3.29E-08	3.29E-08
URI ( $\Delta$ CDF)	2.09E-08	-1.84E-07	-1.84E-07	-1.84E-07	-1.84E-07	-1.84E-07	-1.82E-07	-1.82E-07
PLE	NO	NO	NO	NO	NO	NO	NO	NO
Indicator value	5.60E-08	-1.40E-07	-1.50E-07	-1.50E-07	-1.40E-07	-1.40E-07	-1.50E-07	-1.50E-07

Licensee Comments:

3Q/10: Changed PRA Parameter(s).

# Reactor Coolant System Activity



Thresholds: White > 50.0 Yellow > 100.0

## Notes

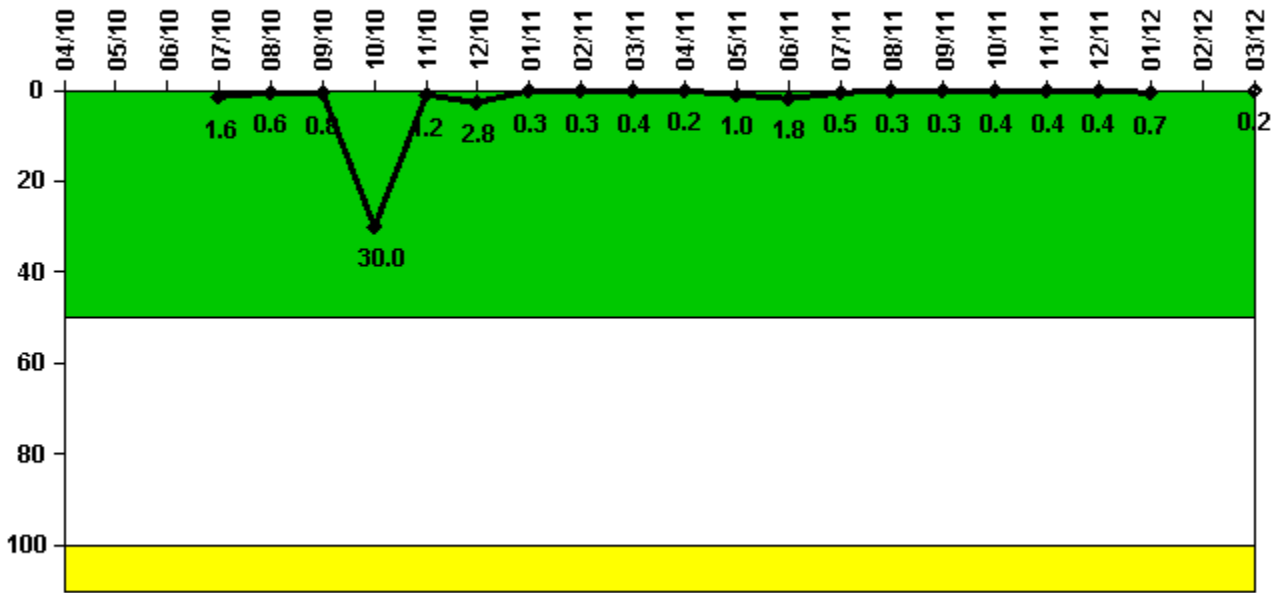
Reactor Coolant System Activity	4/10	5/10	6/10	7/10	8/10	9/10	10/10	11/10	12/10	1/11	2/11	3/11
Maximum activity	N/A	N/A	N/A	N/A	0.000952	0.000895	0.000610	0.000904	0.000981	0.000970	0.001024	0.000967
Technical specification limit	0.3	0.3	0.3	0.3	0.3	0.3	0.3	0.3	0.3	0.3	0.3	0.3
Indicator value	N/A	N/A	N/A	N/A	0.4	0.4	0.2	0.4	0.4	0.4	0.4	0.4

Reactor Coolant System Activity	4/11	5/11	6/11	7/11	8/11	9/11	10/11	11/11	12/11	1/12	2/12	3/12
Maximum activity	0.000771	0.000809	0.001113	0.001231	0.001181	0.001202	0.001250	0.001262	0.001422	0.001257	N/A	0.000109
Technical specification limit	0.3	0.3	0.3	0.3	0.3	0.3	0.3	0.3	0.3	0.3	0.3	0.3
Indicator value	0.3	0.3	0.4	0.5	0.5	0.5	0.5	0.5	0.6	0.5	N/A	0

Licensee Comments: none

## Reactor Coolant System Leakage



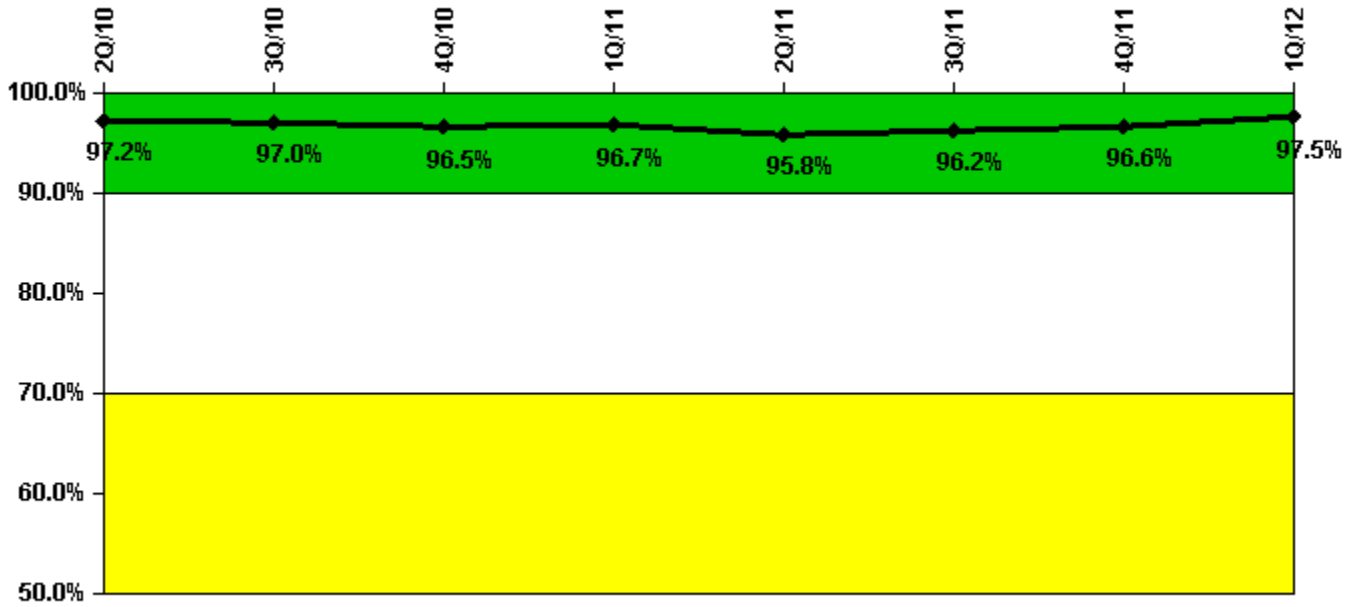
Thresholds: White > 50.0 Yellow > 100.0

### Notes

Reactor Coolant System Leakage	4/10	5/10	6/10	7/10	8/10	9/10	10/10	11/10	12/10	1/11	2/11	3/11
Maximum leakage	N/A	N/A	N/A	0.160	0.060	0.080	3.000	0.120	0.280	0.030	0.030	0.040
Technical specification limit	10.0	10.0	10.0	10.0	10.0	10.0	10.0	10.0	10.0	10.0	10.0	10.0
Indicator value	N/A	N/A	N/A	1.6	0.6	0.8	30.0	1.2	2.8	0.3	0.3	0.4
Reactor Coolant System Leakage	4/11	5/11	6/11	7/11	8/11	9/11	10/11	11/11	12/11	1/12	2/12	3/12
Maximum leakage	0.020	0.101	0.180	0.050	0.030	0.030	0.040	0.040	0.040	0.070	N/A	0.020
Technical specification limit	10.0	10.0	10.0	10.0	10.0	10.0	10.0	10.0	10.0	10.0	10.0	10.0
Indicator value	0.2	1.0	1.8	0.5	0.3	0.3	0.4	0.4	0.4	0.7	N/A	0.2

Licensee Comments: none

## Drill/Exercise Performance



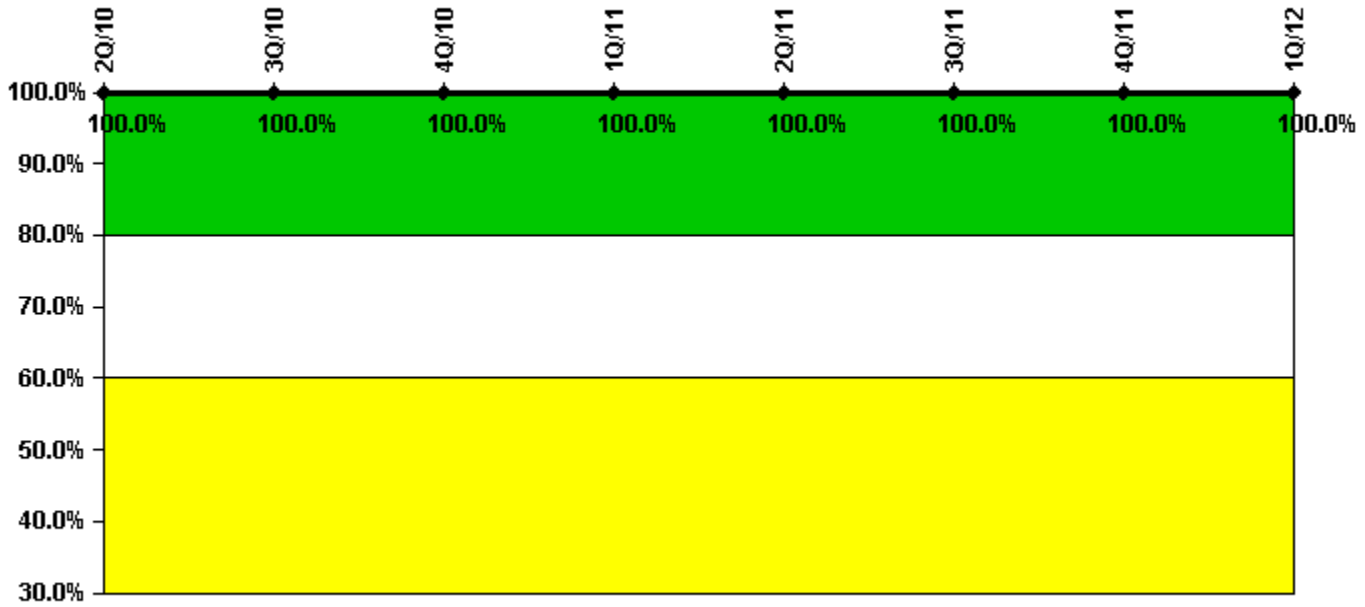
Thresholds: White < 90.0% Yellow < 70.0%

### Notes

Drill/Exercise Performance	2Q/10	3Q/10	4Q/10	1Q/11	2Q/11	3Q/11	4Q/11	1Q/12
Successful opportunities	0	13.0	23.0	42.0	26.0	24.0	20.0	5.0
Total opportunities	0	13.0	24.0	43.0	28.0	24.0	20.0	5.0
Indicator value	97.2%	97.0%	96.5%	96.7%	95.8%	96.2%	96.6%	97.5%

Licensee Comments: none

# ERO Drill Participation



Thresholds: White < 80.0% Yellow < 60.0%

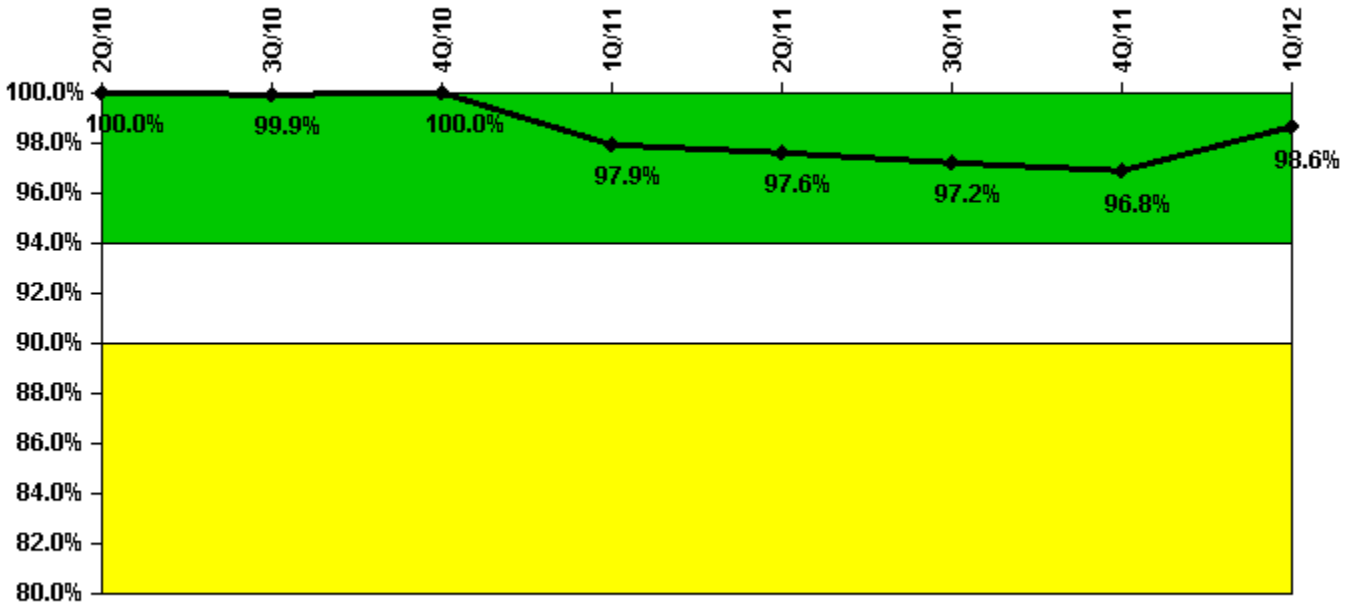
## Notes

ERO Drill Participation	2Q/10	3Q/10	4Q/10	1Q/11	2Q/11	3Q/11	4Q/11	1Q/12
Participating Key personnel	50.0	46.0	43.0	44.0	50.0	52.0	48.0	46.0
Total Key personnel	50.0	46.0	43.0	44.0	50.0	52.0	48.0	46.0
Indicator value	100.0%	100.0%	100.0%	100.0%	100.0%	100.0%	100.0%	100.0%

Licensee Comments: none

---

# Alert & Notification System



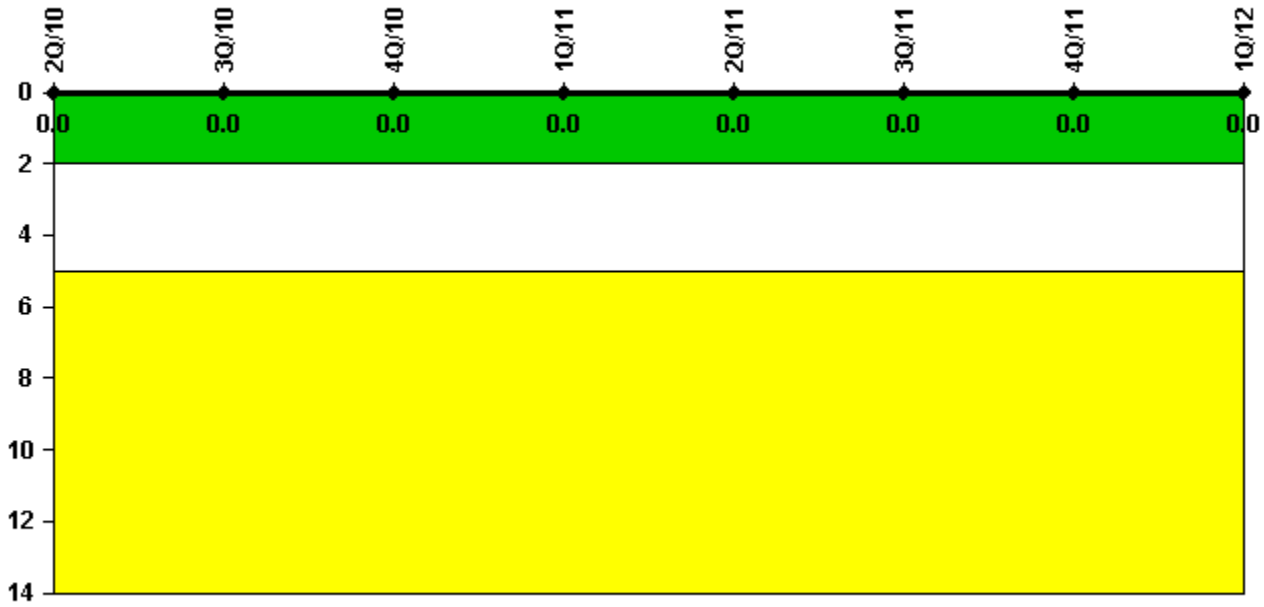
Thresholds: White < 94.0% Yellow < 90.0%

## Notes

Alert & Notification System	2Q/10	3Q/10	4Q/10	1Q/11	2Q/11	3Q/11	4Q/11	1Q/12
Successful siren-tests	767	766	767	762	813	812	867	825
Total sirens-tests	767	767	767	826	826	826	885	826
Indicator value	100.0%	99.9%	100.0%	97.9%	97.6%	97.2%	96.8%	98.6%

Licensee Comments: none

## Occupational Exposure Control Effectiveness



Thresholds: White > 2.0 Yellow > 5.0

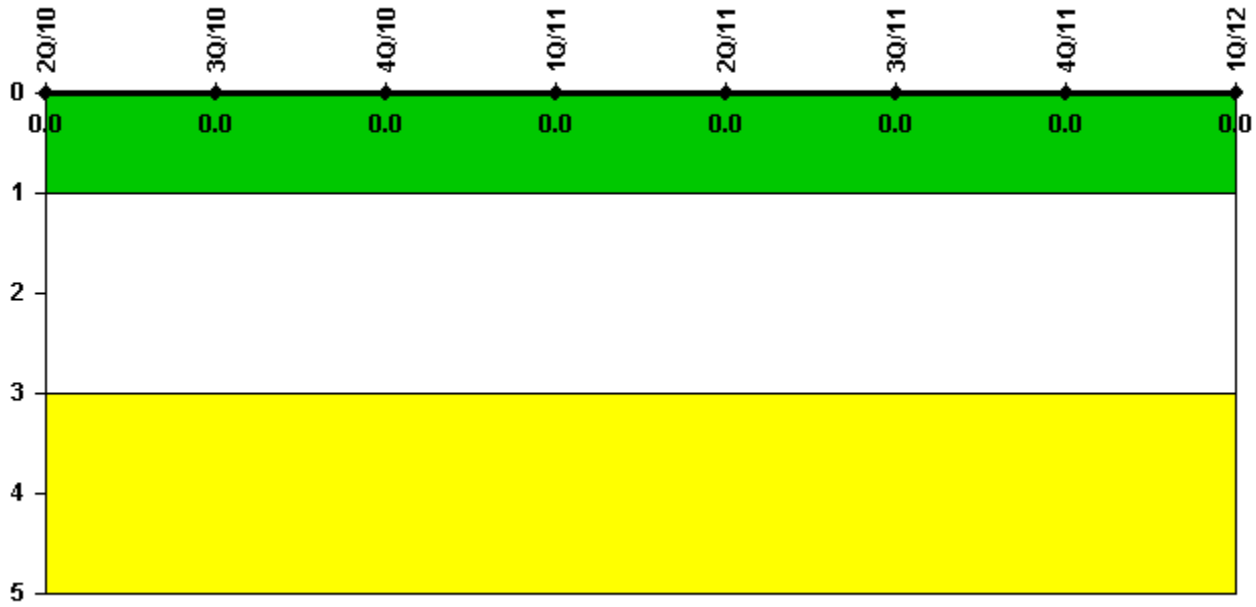
### Notes

Occupational Exposure Control Effectiveness	2Q/10	3Q/10	4Q/10	1Q/11	2Q/11	3Q/11	4Q/11	1Q/12
High radiation area occurrences	0	0	0	0	0	0	0	0
Very high radiation area occurrences	0	0	0	0	0	0	0	0
Unintended exposure occurrences	0	0	0	0	0	0	0	0
<b>Indicator value</b>	<b>0</b>	<b>0</b>	<b>0</b>	<b>0</b>	<b>0</b>	<b>0</b>	<b>0</b>	<b>0</b>

Licensee Comments: none

---

## RETS/ODCM Radiological Effluent



Thresholds: White > 1.0 Yellow > 3.0

### Notes

RETS/ODCM Radiological Effluent	2Q/10	3Q/10	4Q/10	1Q/11	2Q/11	3Q/11	4Q/11	1Q/12
RETS/ODCM occurrences	0	0	0	0	0	0	0	0
Indicator value	0	0	0	0	0	0	0	0

Licensee Comments: none

[Security](#) information not publicly available.