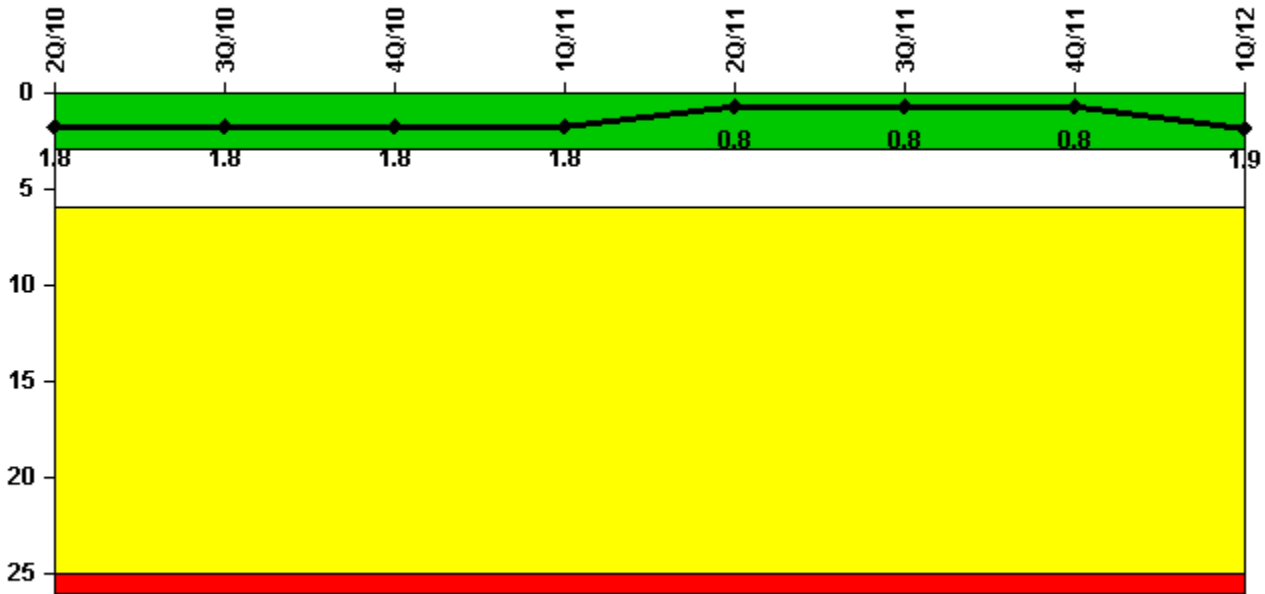


Prairie Island 2

1Q/2012 Performance Indicators

Licensee's General Comments: none

Unplanned Scrams per 7000 Critical Hrs



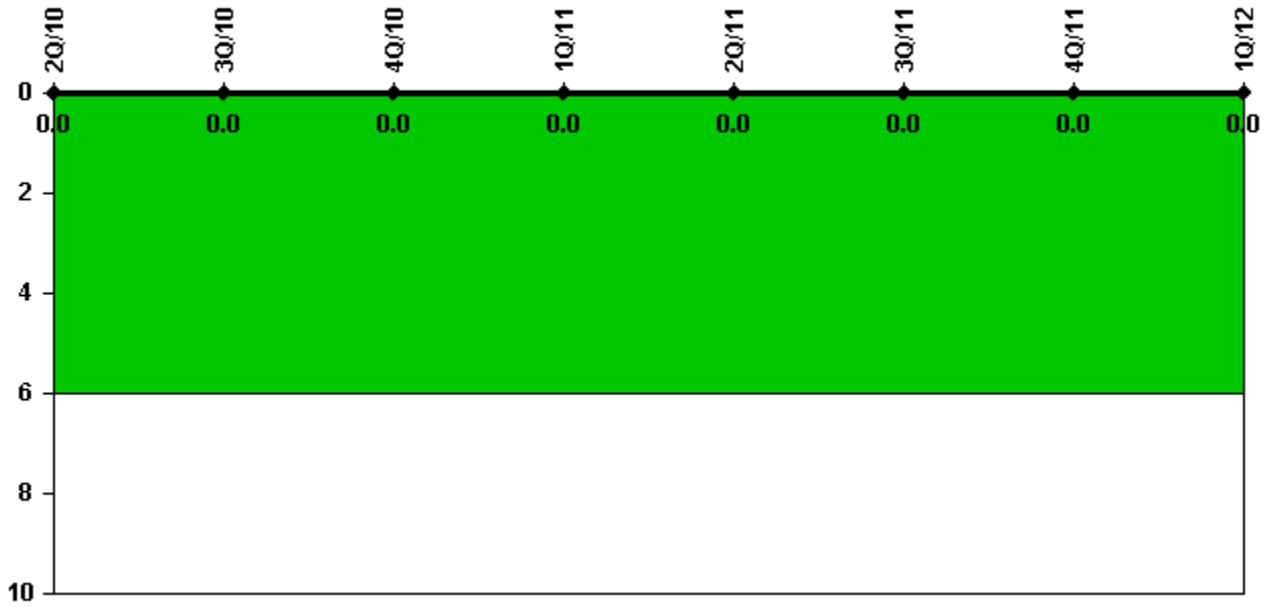
Thresholds: White > 3.0 Yellow > 6.0 Red > 25.0

Notes

Unplanned Scrams per 7000 Critical Hrs	2Q/10	3Q/10	4Q/10	1Q/11	2Q/11	3Q/11	4Q/11	1Q/12
Unplanned scrams	2.0	0	0	0	1.0	0	0	1.0
Critical hours	1293.2	2208.0	2209.0	2159.0	2163.4	2208.0	1849.9	1247.7
Indicator value	1.8	1.8	1.8	1.8	0.8	0.8	0.8	1.9

Licensee Comments: none

Unplanned Power Changes per 7000 Critical Hrs



Thresholds: White > 6.0

Notes

Unplanned Power Changes per 7000 Critical Hrs	2Q/10	3Q/10	4Q/10	1Q/11	2Q/11	3Q/11	4Q/11	1Q/12
Unplanned power changes	0	0	0	0	0	0	0	0
Critical hours	1293.2	2208.0	2209.0	2159.0	2163.4	2208.0	1849.9	1247.7
Indicator value	0	0	0	0	0	0	0	0

Licensee Comments: none

Unplanned Scrams with Complications



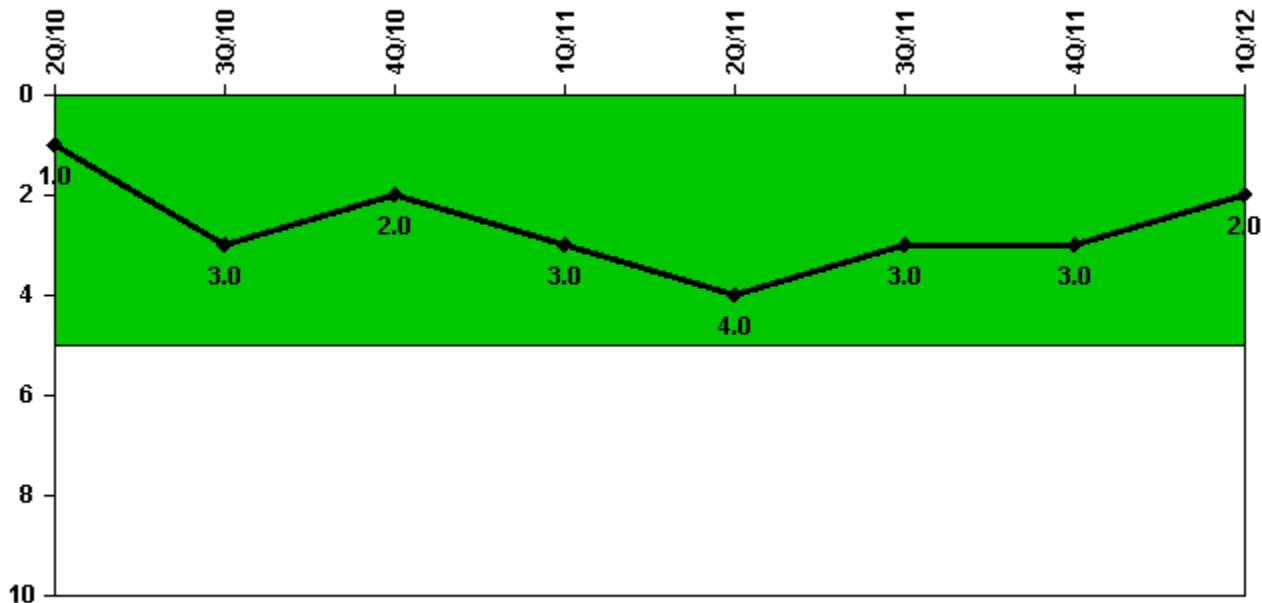
Thresholds: White > 1.0

Notes

Unplanned Scrams with Complications	2Q/10	3Q/10	4Q/10	1Q/11	2Q/11	3Q/11	4Q/11	1Q/12
Scrams with complications	0	0	0	0	0	0	0	0
Indicator value	0.0	0.0	0.0	0.0	0.0	0.0	0.0	0.0

Licensee Comments: none

Safety System Functional Failures (PWR)



Thresholds: White > 5.0

Notes

Safety System Functional Failures (PWR)	2Q/10	3Q/10	4Q/10	1Q/11	2Q/11	3Q/11	4Q/11	1Q/12
Safety System Functional Failures	0	2	0	1	1	1	0	0
Indicator value	1	3	2	3	4	3	3	2

Licensee Comments:

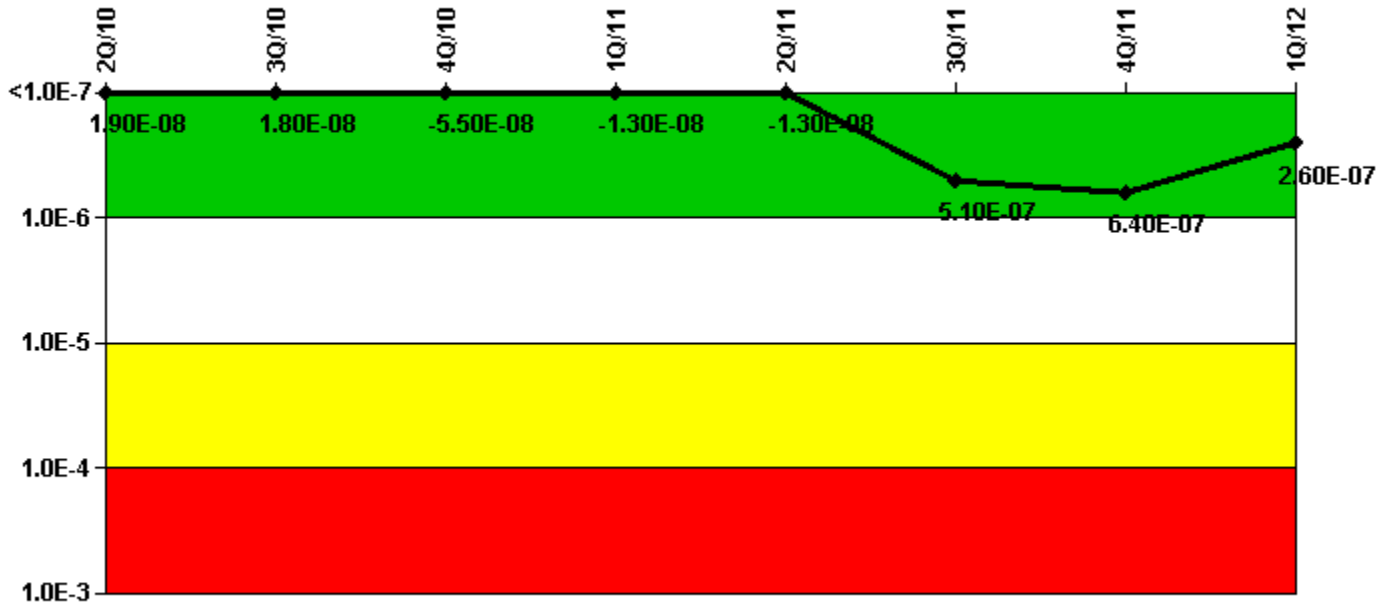
3Q/11: LER # 50-306/2011-003-00. Report date 8/23/2011 - Unit 2 Offsite Power Sources Declared Inoperable as a Consequence of the Loss of the 2RY Transformer Bus Duct (L-PI-11-066).

2Q/11: LER 50306/2011-001-00 Unit 2 Shield Building Inoperable

1Q/11: LER 50-282/2010-004-00 - 1/28/2011 - Battery Charger Inoperability due to Potential Undervoltage Conditions

3Q/10: 7/16/2010 - LER 50-306/2010-003-00, Unit 2 Fuel Oil Transfer Pumps are Vulnerable To A Potential Common Mode Failure, 8/9/2010 - LER 50-282/2010-003-00, Postulated Flooding of Battery Rooms Due To Inadequate Battery Room Door Threshold Seals

Mitigating Systems Performance Index, Emergency AC Power System



Thresholds: White > 1.00E-6 Yellow > 1.00E-5 Red > 1.00E-4

Notes

Mitigating Systems Performance Index, Emergency AC Power System	2Q/10	3Q/10	4Q/10	1Q/11	2Q/11	3Q/11	4Q/11	1Q/12
UAI (Δ CDF)	1.27E-07	1.25E-07	5.28E-08	9.44E-08	9.46E-08	1.17E-07	7.89E-07	4.00E-07
URI (Δ CDF)	-1.08E-07	-1.08E-07	-1.08E-07	-1.08E-07	-1.08E-07	3.92E-07	-1.50E-07	-1.37E-07
PLE	NO	NO	NO	NO	NO	NO	NO	NO
Indicator value	1.90E-08	1.80E-08	-5.50E-08	-1.30E-08	-1.30E-08	5.10E-07	6.40E-07	2.60E-07

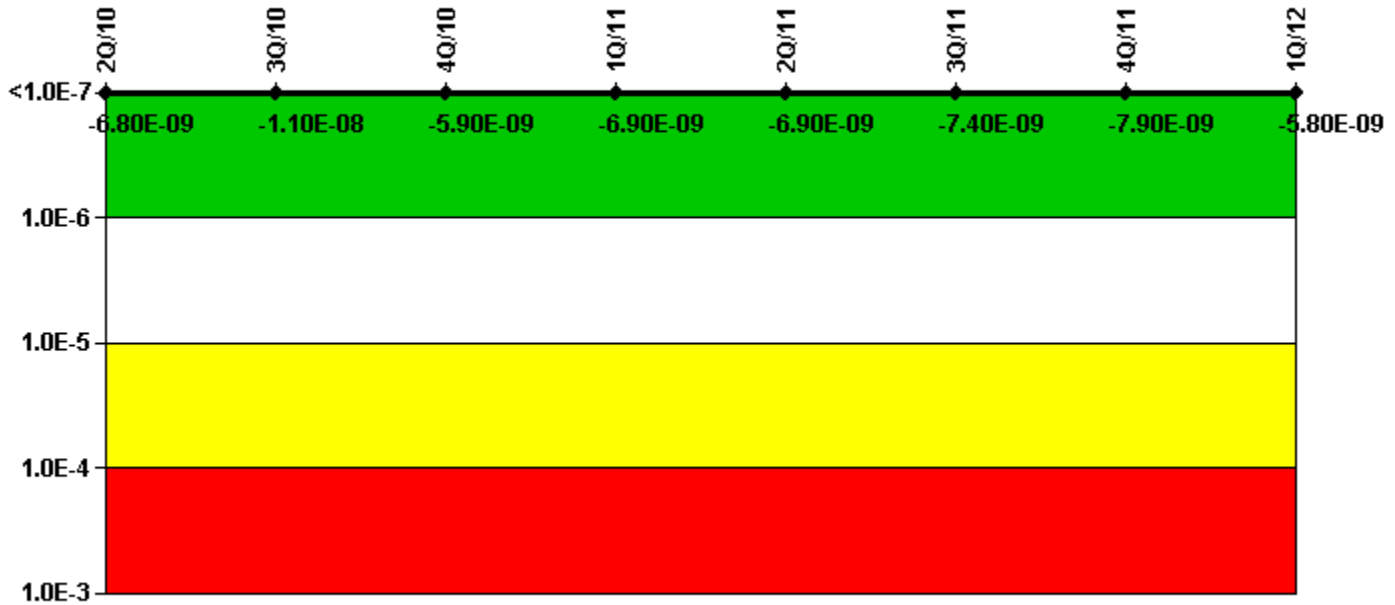
Licensee Comments:

1Q/12: Risk Cap Invoked.

4Q/11: Risk Cap Invoked. Changed PRA Parameter(s).

3Q/11: Risk Cap Invoked.

Mitigating Systems Performance Index, High Pressure Injection System



Thresholds: White > 1.00E-6 Yellow > 1.00E-5 Red > 1.00E-4

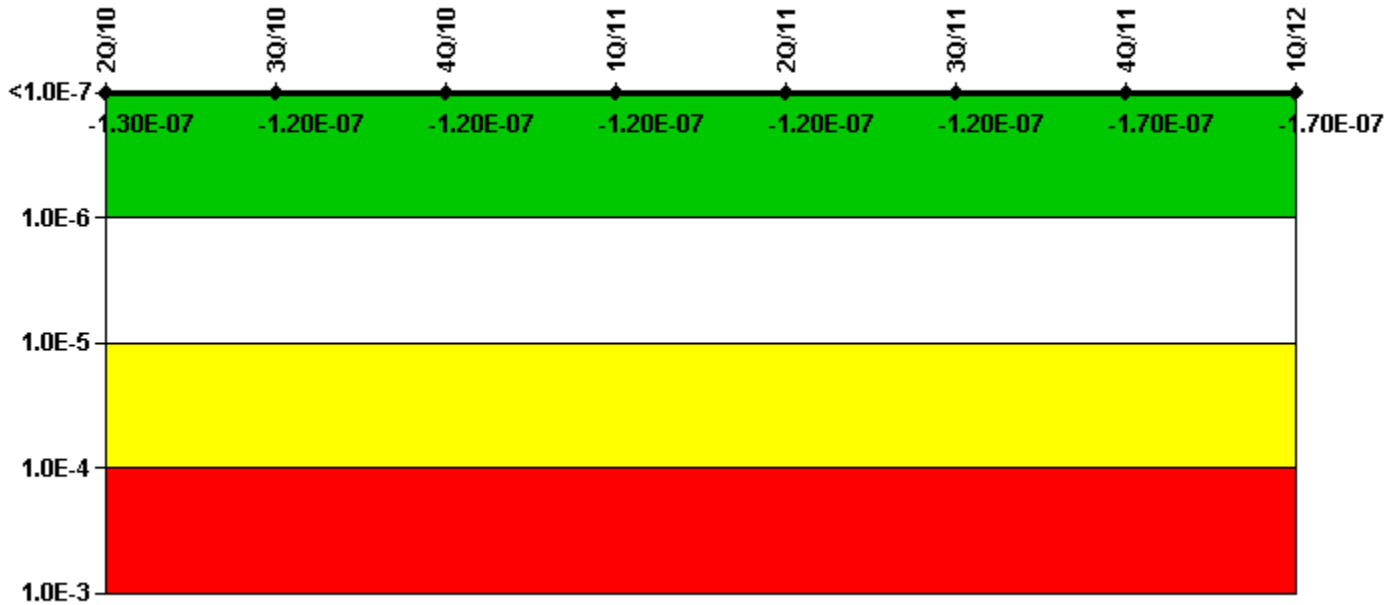
Notes

Mitigating Systems Performance Index, High Pressure Injection System	2Q/10	3Q/10	4Q/10	1Q/11	2Q/11	3Q/11	4Q/11	1Q/12
UAI (Δ CDF)	1.01E-08	6.24E-09	1.11E-08	1.00E-08	1.00E-08	9.53E-09	2.34E-08	2.56E-08
URI (Δ CDF)	-1.69E-08	-1.69E-08	-1.69E-08	-1.69E-08	-1.69E-08	-1.69E-08	-3.13E-08	-3.14E-08
PLE	NO	NO	NO	NO	NO	NO	NO	NO
Indicator value	-6.80E-09	-1.10E-08	-5.90E-09	-6.90E-09	-6.90E-09	-7.40E-09	-7.90E-09	-5.80E-09

Licensee Comments:

4Q/11: Changed PRA Parameter(s).

Mitigating Systems Performance Index, Heat Removal System



Thresholds: White > 1.00E-6 Yellow > 1.00E-5 Red > 1.00E-4

Notes

Mitigating Systems Performance Index, Heat Removal System	2Q/10	3Q/10	4Q/10	1Q/11	2Q/11	3Q/11	4Q/11	1Q/12
UAI (Δ CDF)	7.26E-09	7.87E-09	8.61E-09	1.41E-08	1.42E-08	1.29E-08	1.57E-08	2.01E-08
URI (Δ CDF)	-1.32E-07	-1.32E-07	-1.32E-07	-1.32E-07	-1.34E-07	-1.33E-07	-1.81E-07	-1.86E-07
PLE	NO	NO	NO	NO	NO	NO	NO	NO
Indicator value	-1.30E-07	-1.20E-07	-1.20E-07	-1.20E-07	-1.20E-07	-1.20E-07	-1.70E-07	-1.70E-07

Licensee Comments:

4Q/11: Changed PRA Parameter(s).

Mitigating Systems Performance Index, Residual Heat Removal System



Thresholds: White > 1.00E-6 Yellow > 1.00E-5 Red > 1.00E-4

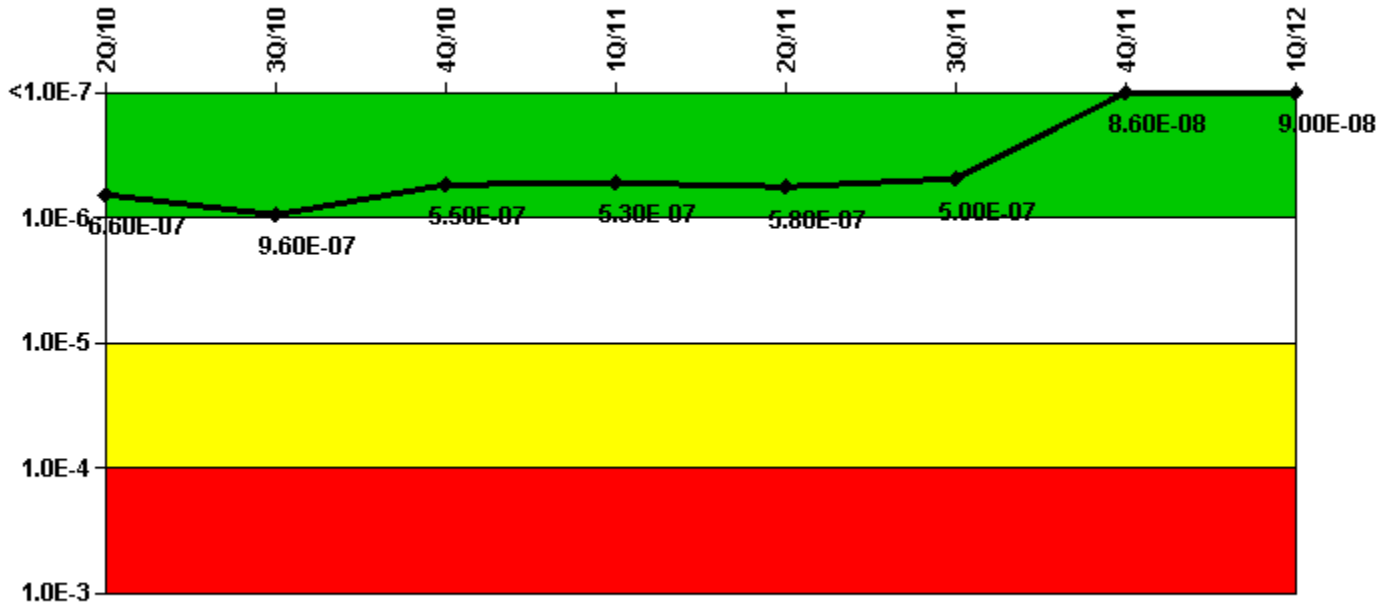
Notes

Mitigating Systems Performance Index, Residual Heat Removal System	2Q/10	3Q/10	4Q/10	1Q/11	2Q/11	3Q/11	4Q/11	1Q/12
UAI (Δ CDF)	8.87E-09	8.87E-09	8.87E-09	8.90E-09	8.93E-09	8.60E-09	1.49E-08	-2.94E-08
URI (Δ CDF)	-1.31E-07	-1.31E-07	-1.31E-07	-1.31E-07	-1.31E-07	-1.12E-07	-1.21E-07	-1.38E-07
PLE	NO	NO	NO	NO	NO	NO	NO	NO
Indicator value	-1.20E-07	-1.20E-07	-1.20E-07	-1.20E-07	-1.20E-07	-1.00E-07	-1.10E-07	-1.70E-07

Licensee Comments:

4Q/11: Changed PRA Parameter(s).

Mitigating Systems Performance Index, Cooling Water Systems



Thresholds: White > 1.00E-6 Yellow > 1.00E-5 Red > 1.00E-4

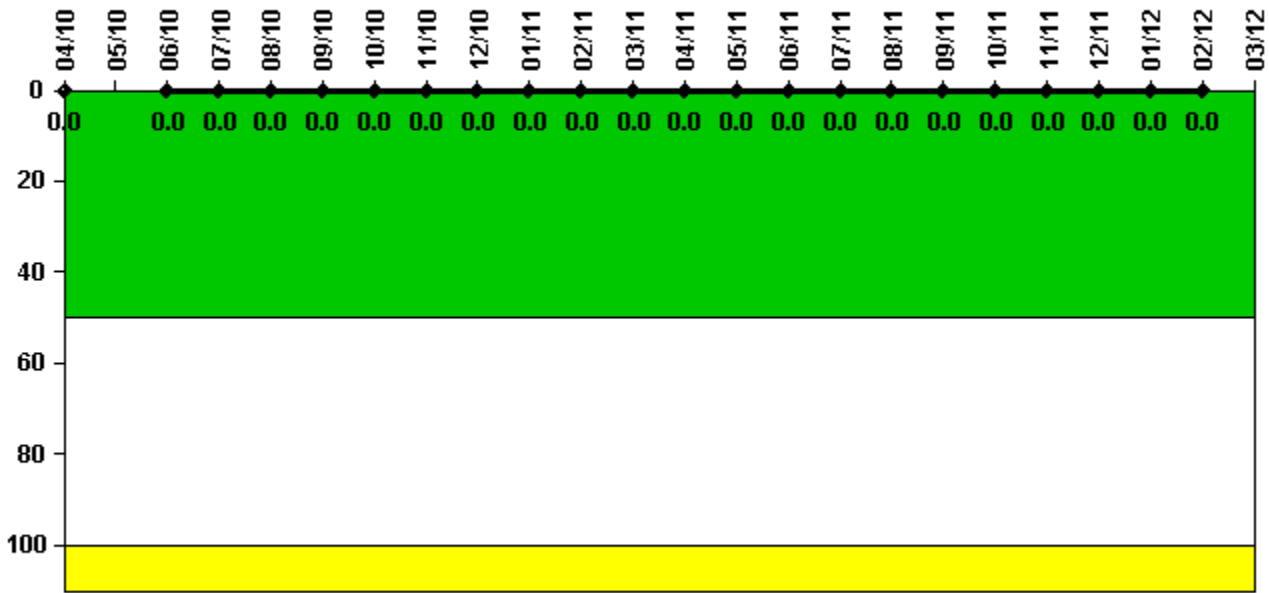
Notes

Mitigating Systems Performance Index, Cooling Water Systems	2Q/10	3Q/10	4Q/10	1Q/11	2Q/11	3Q/11	4Q/11	1Q/12
UAI (ΔCDF)	1.14E-06	1.42E-06	9.98E-07	9.78E-07	1.03E-06	9.39E-07	3.45E-07	3.51E-07
URI (ΔCDF)	-4.80E-07	-4.54E-07	-4.50E-07	-4.47E-07	-4.47E-07	-4.41E-07	-2.59E-07	-2.61E-07
PLE	NO	NO	NO	NO	NO	NO	NO	NO
Indicator value	6.60E-07	9.60E-07	5.50E-07	5.30E-07	5.80E-07	5.00E-07	8.60E-08	9.00E-08

Licensee Comments:

4Q/11: Changed PRA Parameter(s).

Reactor Coolant System Activity



Thresholds: White > 50.0 Yellow > 100.0

Notes


Reactor Coolant System Activity	4/10	5/10	6/10	7/10	8/10	9/10	10/10	11/10	12/10	1/11	2/11	3/11
Maximum activity	0.000207	N/A	0.000112	0.000119	0.000108	0.000150	0.000140	0.000147	0.000161	0.000152	0.000160	0.000162
Technical specification limit	0.5	0.5	0.5	0.5	0.5	0.5	0.5	0.5	0.5	0.5	0.5	0.5
Indicator value	0	N/A	0	0	0	0	0	0	0	0	0	0

Reactor Coolant System Activity	4/11	5/11	6/11	7/11	8/11	9/11	10/11	11/11	12/11	1/12	2/12	3/12
Maximum activity	0.000169	0.000173	0.000177	0.000211	0.000181	0.000182	0.000195	0.000201	0.000200	0.000213	0.000212	N/A
Technical specification limit	0.5	0.5	0.5	0.5	0.5	0.5	0.5	0.5	0.5	0.5	0.5	0.5
Indicator value	0	0	0	0	0	0	0	0	0	0	0	N/A

Licensee Comments:

6/10: U2 exited refueling outage and achieved $\geq 85\%$ power on 5/28/10, however did not achieve 3 days steady state.

Reactor Coolant System Leakage



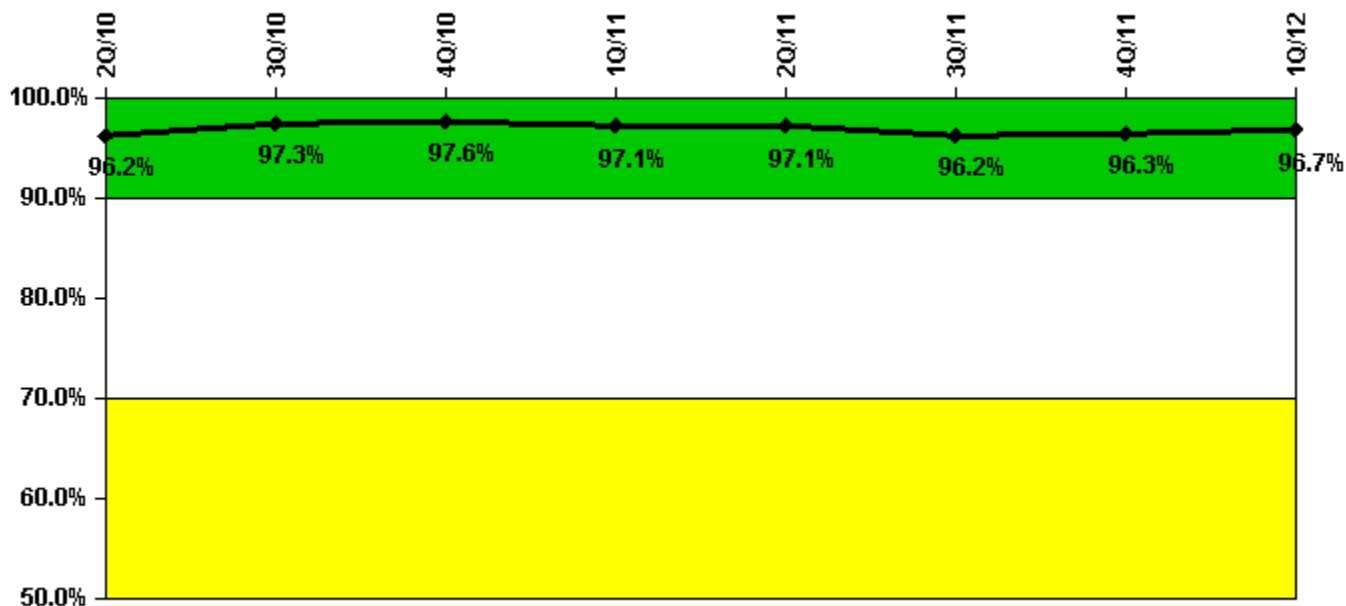
Thresholds: White > 50.0 Yellow > 100.0

Notes

Reactor Coolant System Leakage	4/10	5/10	6/10	7/10	8/10	9/10	10/10	11/10	12/10	1/11	2/11	3/11
Maximum leakage	0.025	0.053	0.099	0.101	0.076	0.100	0.273	0.391	0.268	0.242	0.164	0.150
Technical specification limit	10.0	10.0	10.0	10.0	10.0	10.0	10.0	10.0	10.0	10.0	10.0	10.0
Indicator value	0.3	0.5	1.0	1.0	0.8	1.0	2.7	3.9	2.7	2.4	1.6	1.5
Reactor Coolant System Leakage	4/11	5/11	6/11	7/11	8/11	9/11	10/11	11/11	12/11	1/12	2/12	3/12
Maximum leakage	0.267	0.204	0.169	0.125	0.339	0.355	0.109	0.133	0.102	0.144	0.156	0
Technical specification limit	10.0	10.0	10.0	10.0	10.0	10.0	10.0	10.0	10.0	10.0	10.0	10.0
Indicator value	2.7	2.0	1.7	1.3	3.4	3.6	1.1	1.3	1.0	1.4	1.6	0

Licensee Comments: none

Drill/Exercise Performance



Thresholds: White < 90.0% Yellow < 70.0%

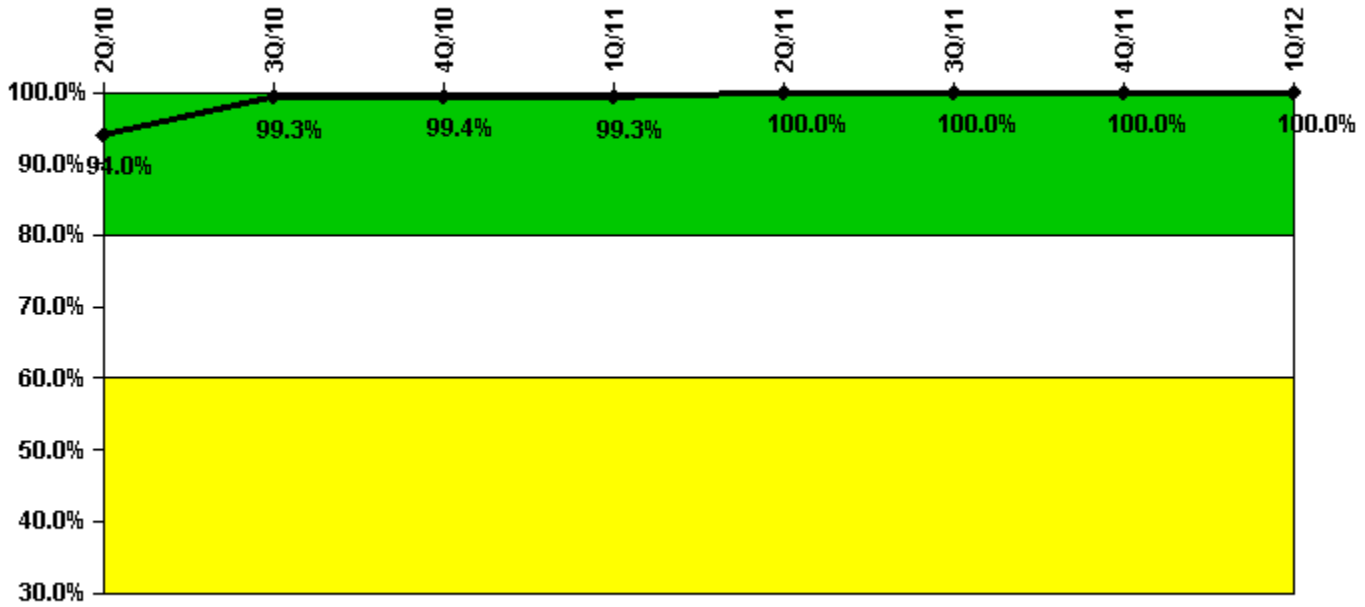
Notes

Drill/Exercise Performance	2Q/10	3Q/10	4Q/10	1Q/11	2Q/11	3Q/11	4Q/11	1Q/12
Successful opportunities	30.0	60.0	22.0	40.0	6.0	29.0	27.0	23.0
Total opportunities	32.0	60.0	23.0	40.0	6.0	32.0	27.0	25.0
Indicator value	96.2%	97.3%	97.6%	97.1%	97.1%	96.2%	96.3%	96.7%

Licensee Comments:

4Q/10: Error was discovered in 4th quarter 2010 data. DEP credit was taken for unanticipated notification.

ERO Drill Participation



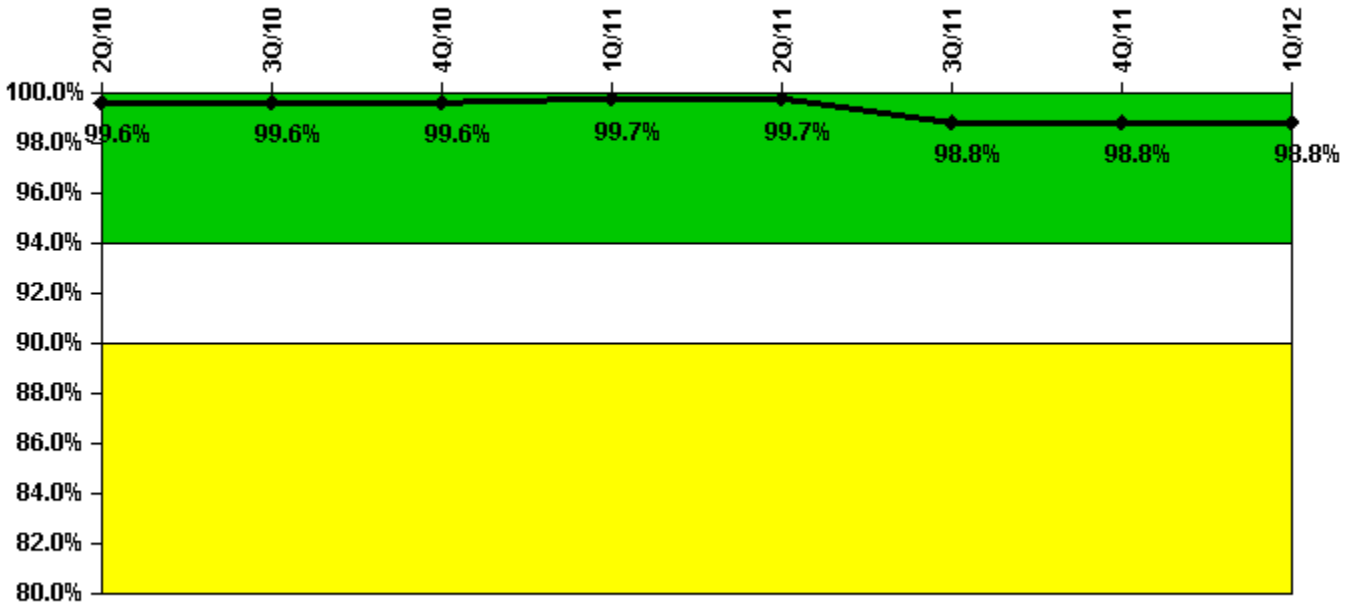
Thresholds: White < 80.0% Yellow < 60.0%

Notes

ERO Drill Participation	2Q/10	3Q/10	4Q/10	1Q/11	2Q/11	3Q/11	4Q/11	1Q/12
Participating Key personnel	140.0	150.0	153.0	141.0	141.0	143.0	145.0	156.0
Total Key personnel	149.0	151.0	154.0	142.0	141.0	143.0	145.0	156.0
Indicator value	94.0%	99.3%	99.4%	99.3%	100.0%	100.0%	100.0%	100.0%

Licensee Comments: none

Alert & Notification System



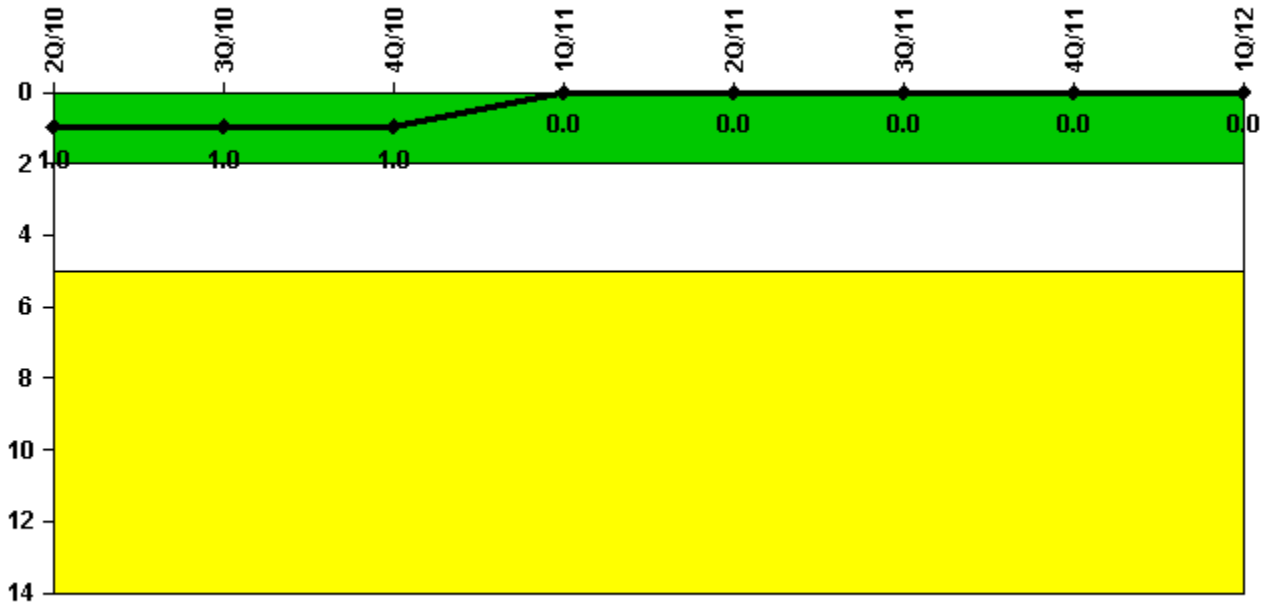
Thresholds: White < 94.0% Yellow < 90.0%

Notes

Alert & Notification System	2Q/10	3Q/10	4Q/10	1Q/11	2Q/11	3Q/11	4Q/11	1Q/12
Successful siren-tests	1515	1516	1517	1519	1512	1463	1514	1520
Total sirens-tests	1521	1521	1521	1521	1521	1521	1521	1521
Indicator value	99.6%	99.6%	99.6%	99.7%	99.7%	98.8%	98.8%	98.8%

Licensee Comments: none

Occupational Exposure Control Effectiveness



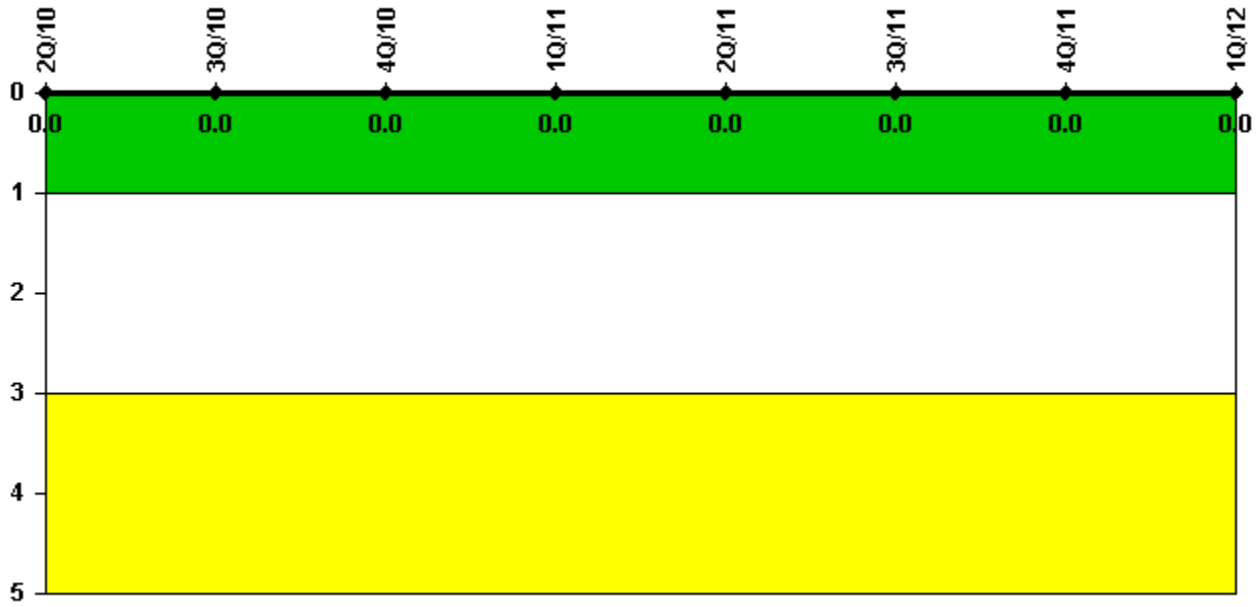
Thresholds: White > 2.0 Yellow > 5.0

Notes

Occupational Exposure Control Effectiveness	2Q/10	3Q/10	4Q/10	1Q/11	2Q/11	3Q/11	4Q/11	1Q/12
High radiation area occurrences	0	0	0	0	0	0	0	0
Very high radiation area occurrences	0	0	0	0	0	0	0	0
Unintended exposure occurrences	0	0	0	0	0	0	0	0
Indicator value	1	1	1	0	0	0	0	0

Licensee Comments: none

RETS/ODCM Radiological Effluent



Thresholds: White > 1.0 Yellow > 3.0

Notes

RETS/ODCM Radiological Effluent	2Q/10	3Q/10	4Q/10	1Q/11	2Q/11	3Q/11	4Q/11	1Q/12
RETS/ODCM occurrences	0	0	0	0	0	0	0	0
Indicator value	0	0	0	0	0	0	0	0

Licensee Comments: none

[Security](#) information not publicly available.