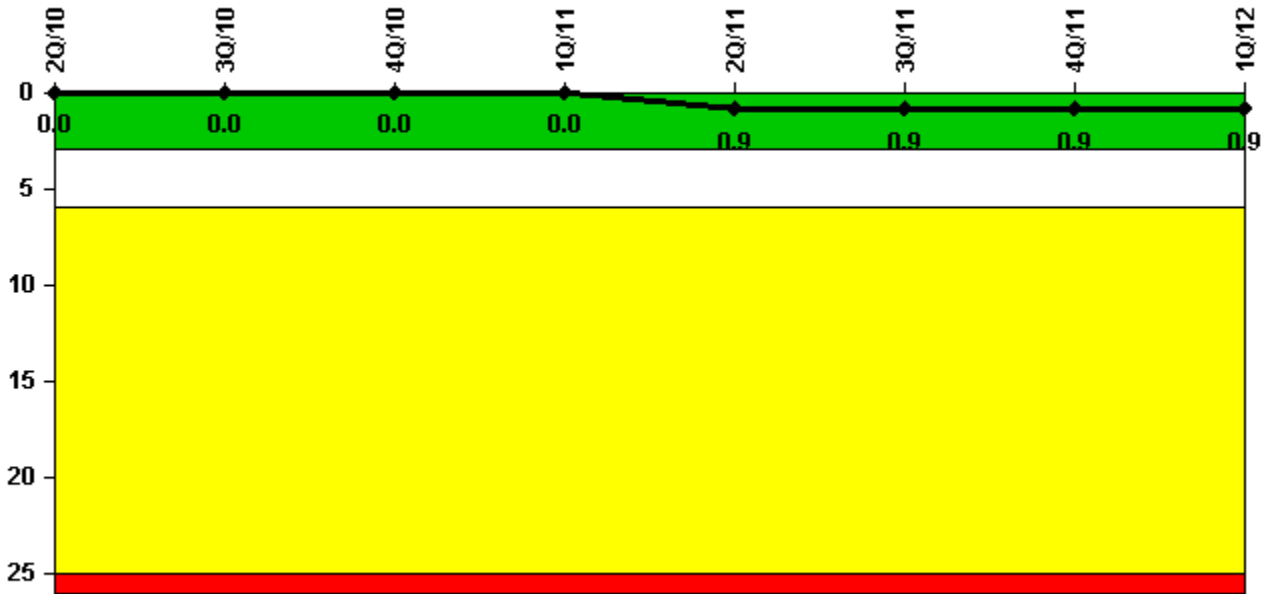


Pilgrim 1

1Q/2012 Performance Indicators

Licensee's General Comments: none

Unplanned Scrams per 7000 Critical Hrs



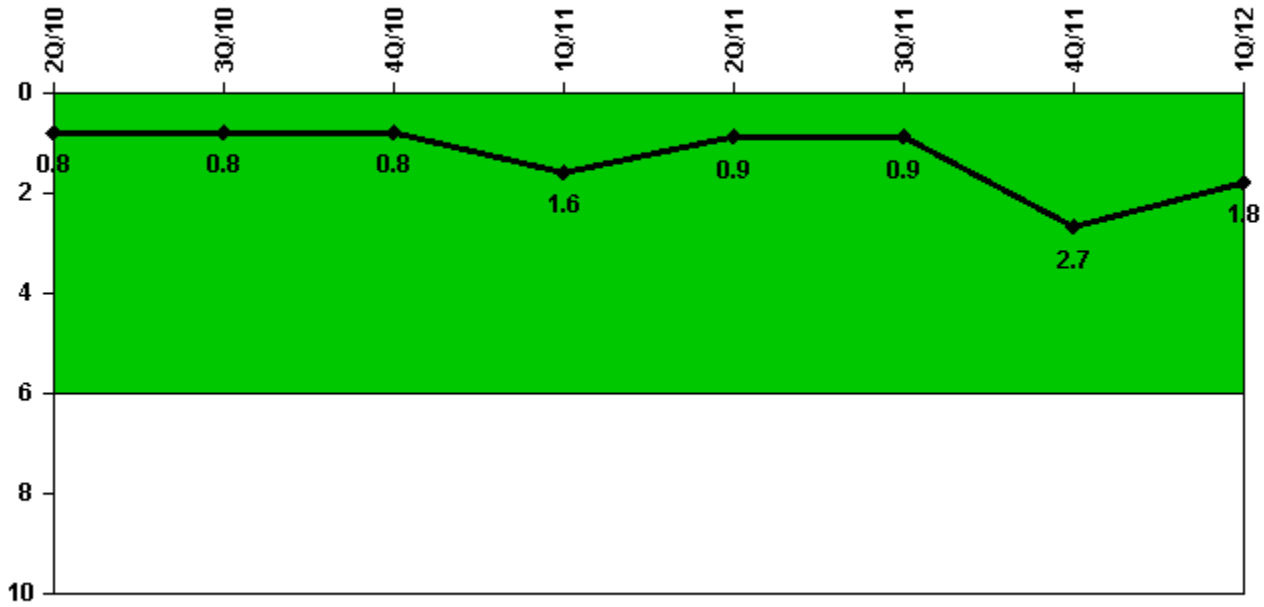
Thresholds: White > 3.0 Yellow > 6.0 Red > 25.0

Notes

Unplanned Scrams per 7000 Critical Hrs	2Q/10	3Q/10	4Q/10	1Q/11	2Q/11	3Q/11	4Q/11	1Q/12
Unplanned scrams	0	0	0	0	1.0	0	0	0
Critical hours	2184.0	2208.0	2209.0	2091.2	1529.1	2208.0	1971.2	2183.0
Indicator value	0	0	0	0	0.9	0.9	0.9	0.9

Licensee Comments: none

Unplanned Power Changes per 7000 Critical Hrs



Thresholds: White > 6.0

Notes

Unplanned Power Changes per 7000 Critical Hrs	2Q/10	3Q/10	4Q/10	1Q/11	2Q/11	3Q/11	4Q/11	1Q/12
Unplanned power changes	1.0	0	0	1.0	0	0	2.0	0
Critical hours	2184.0	2208.0	2209.0	2091.2	1529.1	2208.0	1971.2	2183.0
Indicator value	0.8	0.8	0.8	1.6	0.9	0.9	2.7	1.8

Licensee Comments: none

Unplanned Scrams with Complications



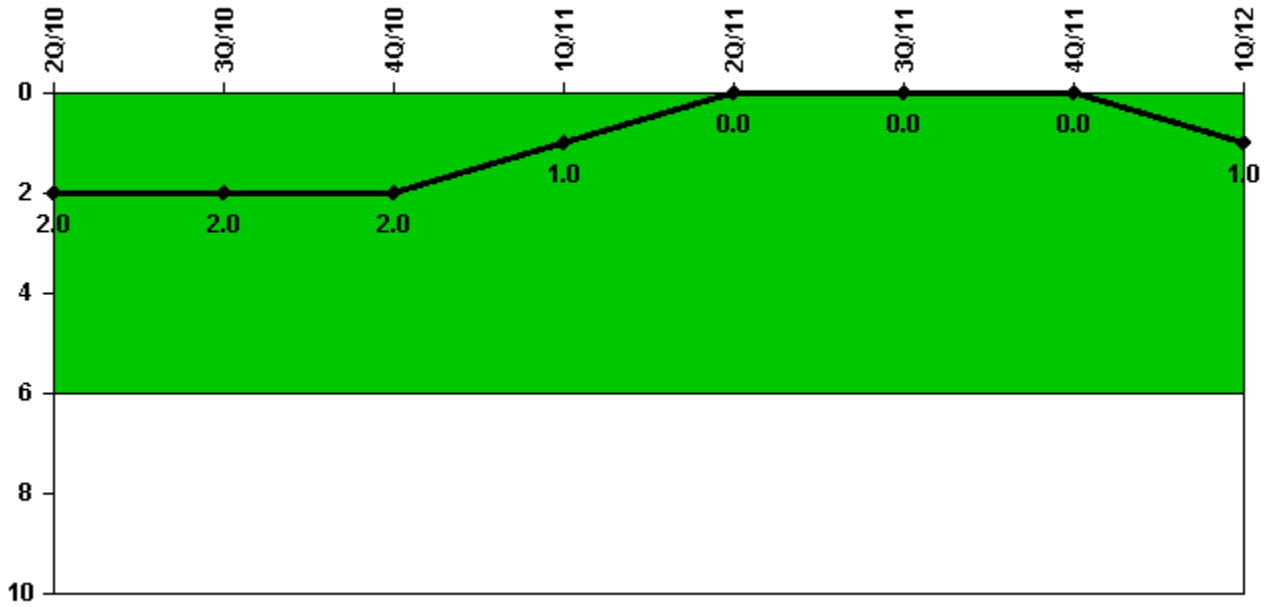
Thresholds: White > 1.0

Notes

Unplanned Scrams with Complications	2Q/10	3Q/10	4Q/10	1Q/11	2Q/11	3Q/11	4Q/11	1Q/12
Scrams with complications	0	0	0	0	0	0	0	0
Indicator value	0.0	0.0	0.0	0.0	0.0	0.0	0.0	0.0

Licensee Comments: none

Safety System Functional Failures (BWR)



Thresholds: White > 6.0


Notes

Safety System Functional Failures (BWR)	2Q/10	3Q/10	4Q/10	1Q/11	2Q/11	3Q/11	4Q/11	1Q/12
Safety System Functional Failures	1	0	0	0	0	0	0	1
Indicator value	2	2	2	1	0	0	0	1

Licensee Comments:

2Q/10: LER 2010-002 - "Standby Gas Treatment Declared Inoperable After Discovery of Open Demister Door"

Mitigating Systems Performance Index, Emergency AC Power System



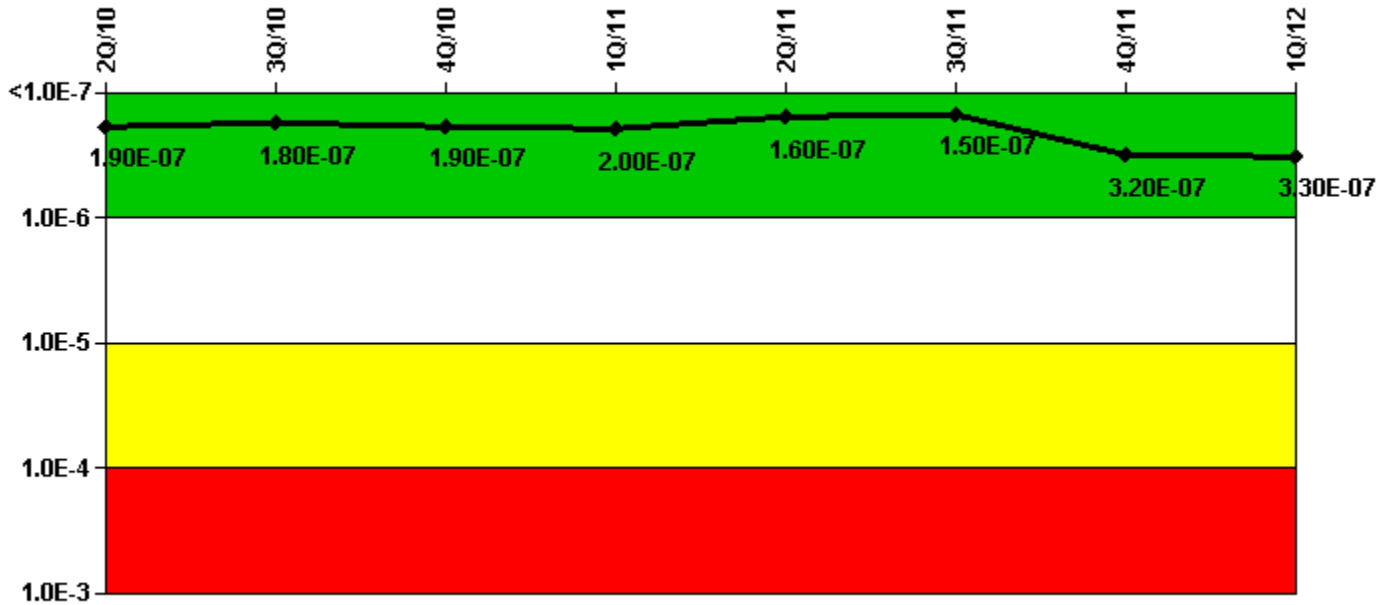
Thresholds: White > 1.00E-6 Yellow > 1.00E-5 Red > 1.00E-4

Notes

Mitigating Systems Performance Index, Emergency AC Power System	2Q/10	3Q/10	4Q/10	1Q/11	2Q/11	3Q/11	4Q/11	1Q/12
UAI (Δ CDF)	8.69E-09	9.56E-09	3.35E-09	6.15E-09	-6.00E-09	-6.02E-09	1.51E-08	3.14E-08
URI (Δ CDF)	-1.14E-07	-1.13E-07	-1.12E-07	-5.38E-08	-4.83E-08	-4.84E-08	2.35E-08	8.67E-08
PLE	NO	NO	NO	NO	NO	NO	NO	NO
Indicator value	-1.00E-07	-1.00E-07	-1.10E-07	-4.80E-08	-5.40E-08	-5.40E-08	3.90E-08	1.20E-07

Licensee Comments: none

Mitigating Systems Performance Index, High Pressure Injection System




Thresholds: White > 1.00E-6 Yellow > 1.00E-5 Red > 1.00E-4

Notes

Mitigating Systems Performance Index, High Pressure Injection System	2Q/10	3Q/10	4Q/10	1Q/11	2Q/11	3Q/11	4Q/11	1Q/12
UAI (Δ CDF)	-1.61E-08	-2.10E-08	-2.31E-08	-1.36E-08	-1.64E-08	-2.28E-08	9.47E-10	3.85E-10
URI (Δ CDF)	2.04E-07	2.04E-07	2.10E-07	2.10E-07	1.81E-07	1.76E-07	3.18E-07	3.34E-07
PLE	NO	NO	NO	NO	NO	NO	NO	NO
Indicator value	1.90E-07	1.80E-07	1.90E-07	2.00E-07	1.60E-07	1.50E-07	3.20E-07	3.30E-07

Licensee Comments: none

Mitigating Systems Performance Index, Heat Removal System




Thresholds: White > 1.00E-6 Yellow > 1.00E-5 Red > 1.00E-4

Notes

Mitigating Systems Performance Index, Heat Removal System	2Q/10	3Q/10	4Q/10	1Q/11	2Q/11	3Q/11	4Q/11	1Q/12
UAI (Δ CDF)	-1.06E-08	-1.06E-08	-1.07E-08	-1.30E-08	-1.29E-08	-1.29E-08	-1.58E-08	-1.57E-08
URI (Δ CDF)	8.82E-08	8.82E-08	8.50E-08	8.83E-08	7.30E-08	7.30E-08	-4.89E-08	-4.65E-08
PLE	NO	NO	NO	NO	NO	NO	NO	NO
Indicator value	7.80E-08	7.80E-08	7.40E-08	7.50E-08	6.00E-08	6.00E-08	-6.50E-08	-6.20E-08

Licensee Comments: none

Mitigating Systems Performance Index, Residual Heat Removal System



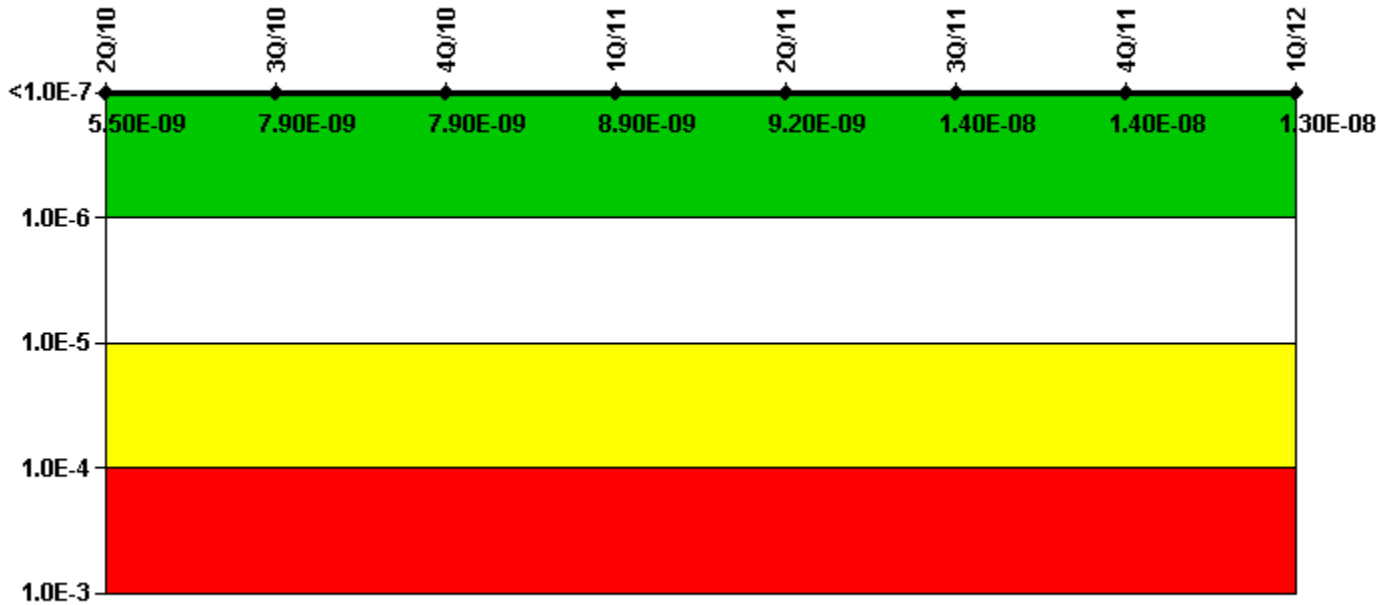
Thresholds: White > 1.00E-6 Yellow > 1.00E-5 Red > 1.00E-4

Notes

Mitigating Systems Performance Index, Residual Heat Removal System	2Q/10	3Q/10	4Q/10	1Q/11	2Q/11	3Q/11	4Q/11	1Q/12
UAI (Δ CDF)	-2.04E-08	-2.09E-08	-1.05E-08	-8.67E-09	-7.22E-09	-1.08E-08	-2.68E-08	-2.68E-08
URI (Δ CDF)	-4.25E-08	-4.35E-08	-4.37E-08	-4.48E-08	-4.65E-08	-4.67E-08	-4.75E-08	-4.76E-08
PLE	NO	NO	NO	NO	NO	NO	NO	NO
Indicator value	-6.30E-08	-6.40E-08	-5.40E-08	-5.30E-08	-5.40E-08	-5.80E-08	-7.40E-08	-7.40E-08

Licensee Comments: none

Mitigating Systems Performance Index, Cooling Water Systems



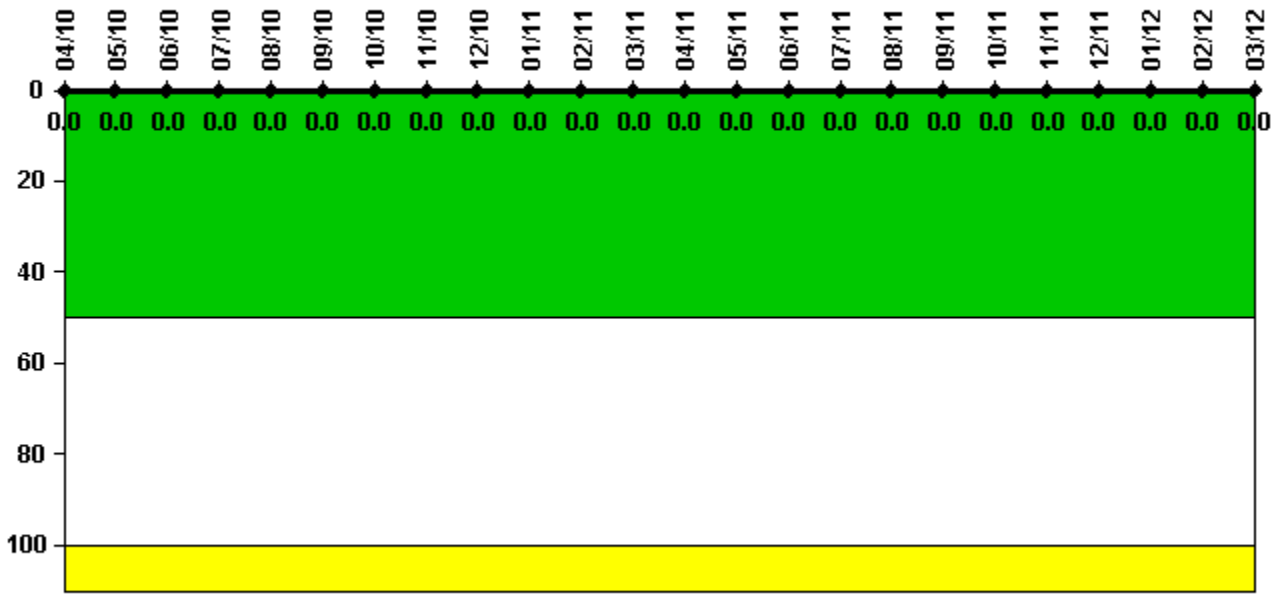
Thresholds: White > 1.00E-6 Yellow > 1.00E-5 Red > 1.00E-4

Notes

Mitigating Systems Performance Index, Cooling Water Systems	2Q/10	3Q/10	4Q/10	1Q/11	2Q/11	3Q/11	4Q/11	1Q/12
UAI (Δ CDF)	5.03E-09	7.50E-09	7.60E-09	8.64E-09	8.93E-09	1.35E-08	1.36E-08	1.33E-08
URI (Δ CDF)	4.39E-10	3.77E-10	2.93E-10	2.89E-10	3.08E-10	2.65E-10	2.74E-10	1.97E-10
PLE	NO	NO	NO	NO	NO	NO	NO	NO
Indicator value	5.50E-09	7.90E-09	7.90E-09	8.90E-09	9.20E-09	1.40E-08	1.40E-08	1.30E-08

Licensee Comments: none

Reactor Coolant System Activity



Thresholds: White > 50.0 Yellow > 100.0

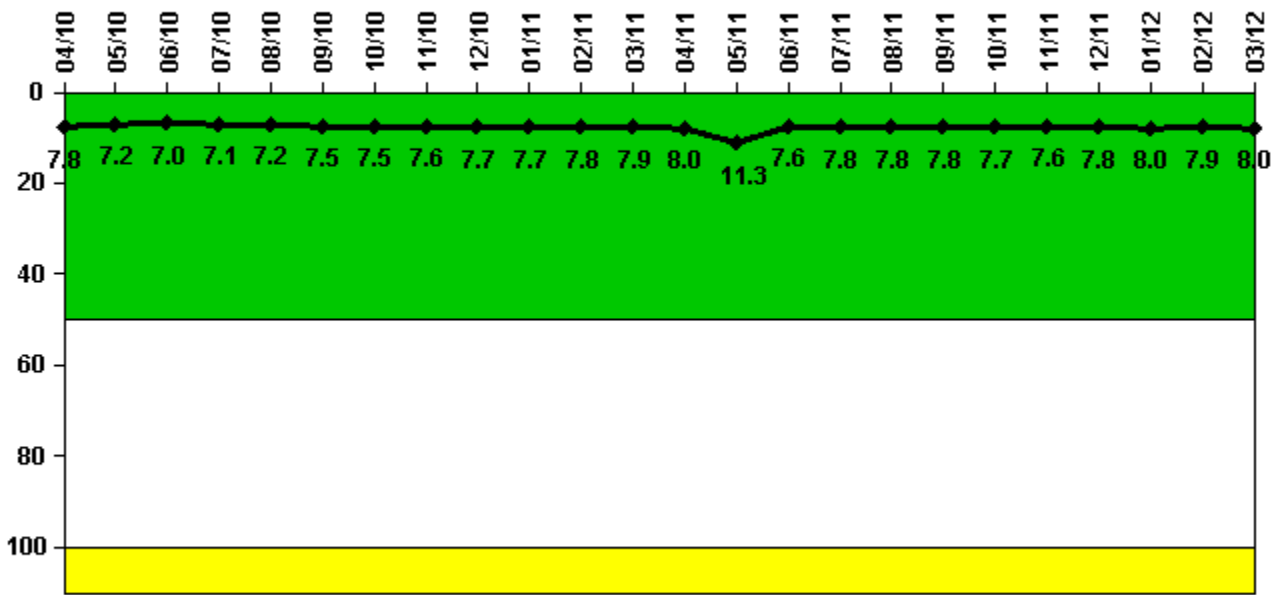
Notes

Reactor Coolant System Activity	4/10	5/10	6/10	7/10	8/10	9/10	10/10	11/10	12/10	1/11	2/11	3/11
Maximum activity	0.000718	0.000981	0.000544	0.000681	0.000799	0.000529	0.000730	0.000950	0.000878	0.000466	0.000700	0.000914
Technical specification limit	20.0	20.0	20.0	20.0	20.0	20.0	20.0	20.0	20.0	20.0	20.0	20.0
Indicator value	0	0	0	0	0	0	0	0	0	0	0	0
Reactor Coolant System Activity	4/11	5/11	6/11	7/11	8/11	9/11	10/11	11/11	12/11	1/12	2/12	3/12
Maximum activity	0.004420	0.002130	0.000221	0.000254	0.000183	0.000211	0.000275	0.001730	0.002550	0.000559	0.000341	0.000250
Technical specification limit	20.0	20.0	20.0	20.0	20.0	20.0	20.0	20.0	20.0	20.0	20.0	20.0
Indicator value	0	0	0	0	0	0	0	0	0	0	0	0

Licensee Comments:

9/10: Indicates reactor coolant activity, expressed as a percentage of the Technical Specifications limit for Iodine. Technical Specifications do not specify a limit for Iodine-131.

Reactor Coolant System Leakage



Thresholds: White > 50.0 Yellow > 100.0

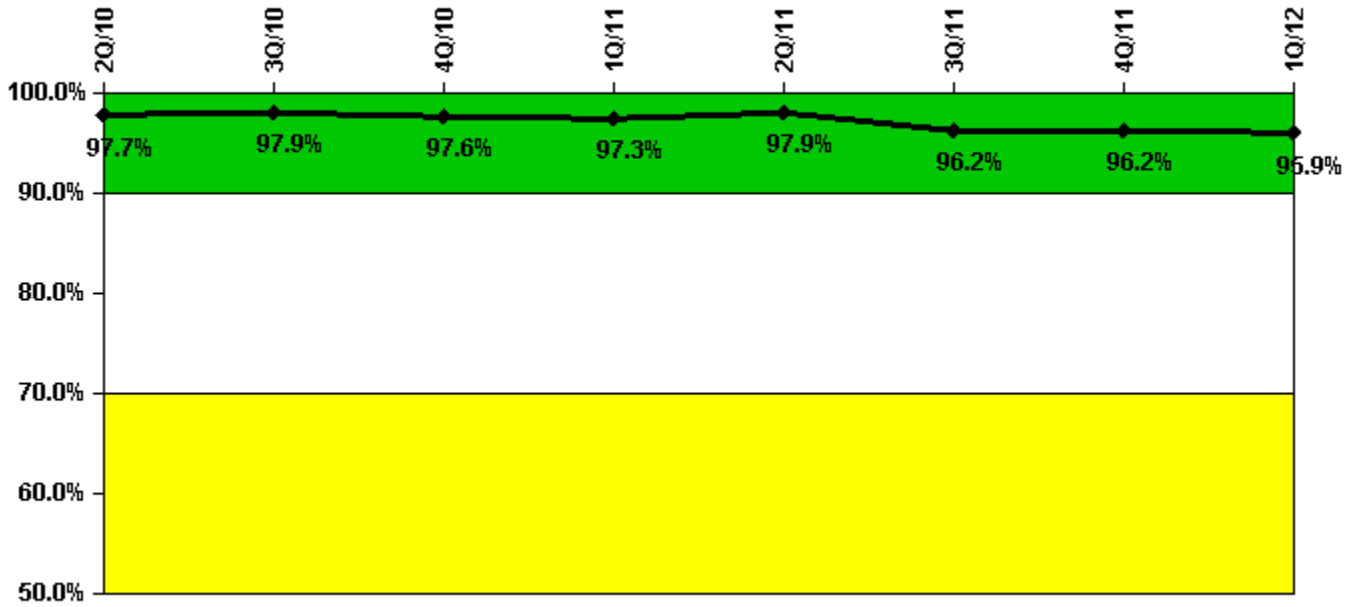
Notes

Reactor Coolant System Leakage	4/10	5/10	6/10	7/10	8/10	9/10	10/10	11/10	12/10	1/11	2/11	3/11
Maximum leakage	1.940	1.800	1.750	1.780	1.800	1.880	1.880	1.890	1.920	1.920	1.940	1.980
Technical specification limit	25.0	25.0	25.0	25.0	25.0	25.0	25.0	25.0	25.0	25.0	25.0	25.0
Indicator value	7.8	7.2	7.0	7.1	7.2	7.5	7.5	7.6	7.7	7.7	7.8	7.9
Reactor Coolant System Leakage	4/11	5/11	6/11	7/11	8/11	9/11	10/11	11/11	12/11	1/12	2/12	3/12
Maximum leakage	2.000	2.820	1.910	1.960	1.950	1.960	1.930	1.900	1.960	2.000	1.980	2.010
Technical specification limit	25.0	25.0	25.0	25.0	25.0	25.0	25.0	25.0	25.0	25.0	25.0	25.0
Indicator value	8.0	11.3	7.6	7.8	7.8	7.8	7.7	7.6	7.8	8.0	7.9	8.0

Licensee Comments:

9/10: Reflects total leakage (identified plus un-identified), expressed as a percentage of the Technical Specifications limit. Technical Specifications specify un-identified and total leakage; it does not specify identified leakage.

Drill/Exercise Performance



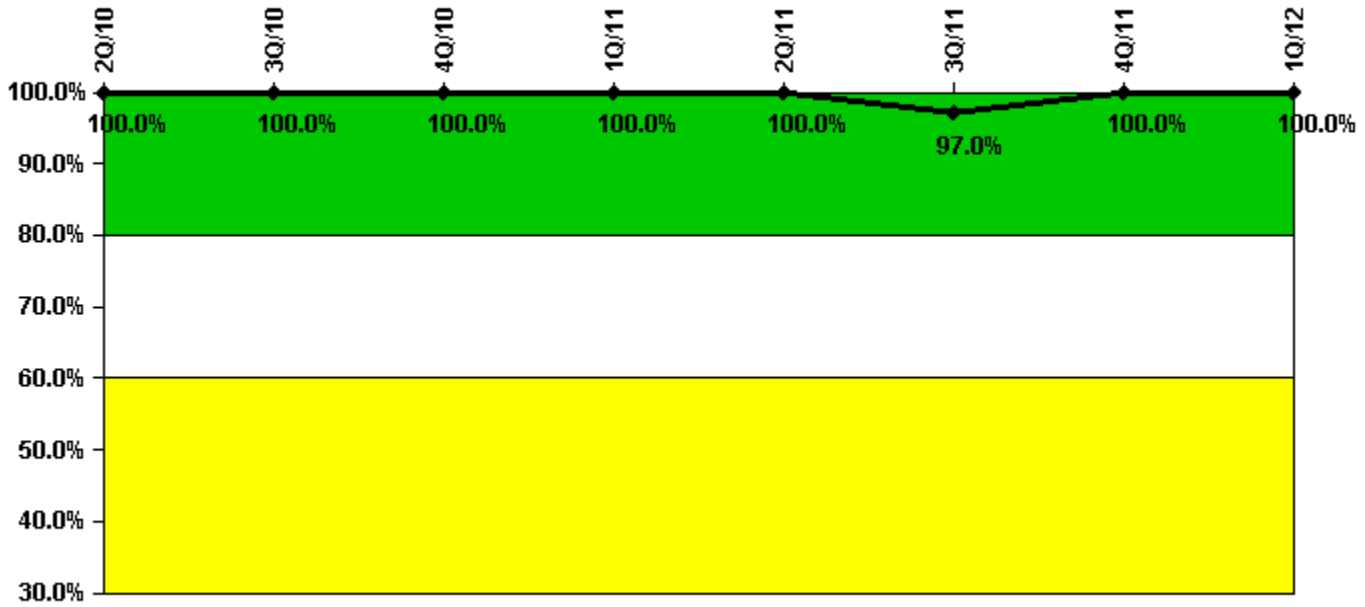
Thresholds: White < 90.0% Yellow < 70.0%

Notes

Drill/Exercise Performance	2Q/10	3Q/10	4Q/10	1Q/11	2Q/11	3Q/11	4Q/11	1Q/12
Successful opportunities	25.0	36.0	49.0	19.0	16.0	57.0	67.0	38.0
Total opportunities	25.0	37.0	51.0	21.0	16.0	62.0	68.0	40.0
Indicator value	97.7%	97.9%	97.6%	97.3%	97.9%	96.2%	96.2%	95.9%

Licensee Comments: none

ERO Drill Participation



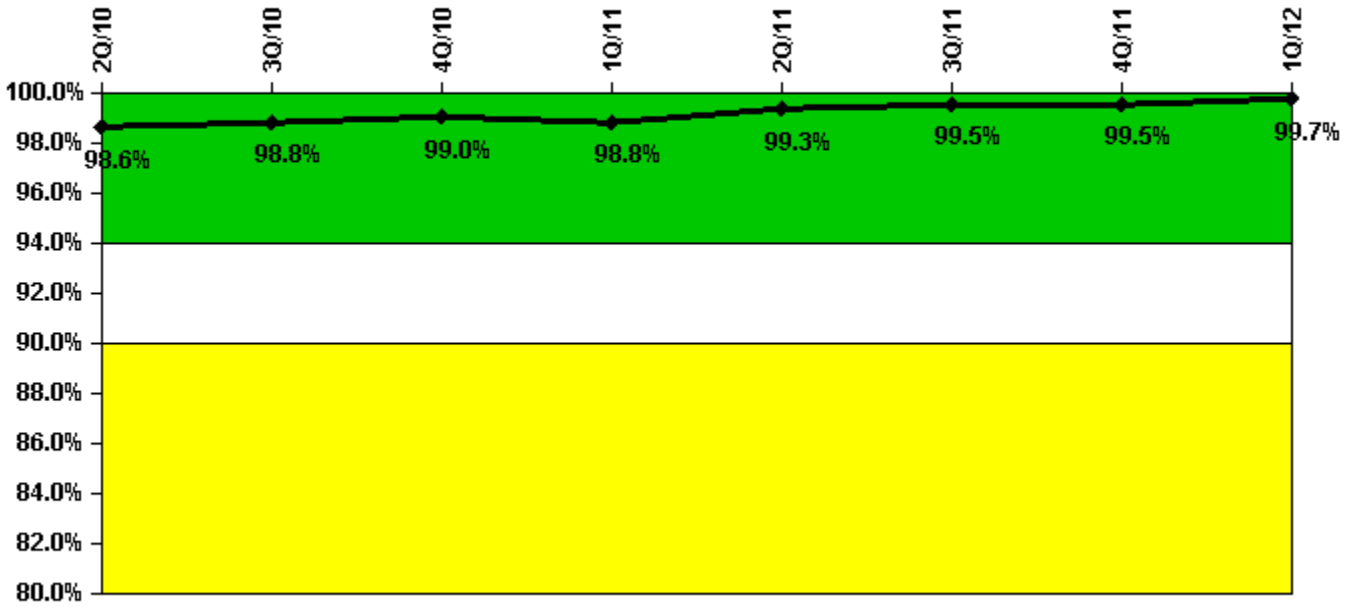
Thresholds: White < 80.0% Yellow < 60.0%

Notes

ERO Drill Participation	2Q/10	3Q/10	4Q/10	1Q/11	2Q/11	3Q/11	4Q/11	1Q/12
Participating Key personnel	103.0	100.0	97.0	98.0	102.0	96.0	99.0	95.0
Total Key personnel	103.0	100.0	97.0	98.0	102.0	99.0	99.0	95.0
Indicator value	100.0%	100.0%	100.0%	100.0%	100.0%	97.0%	100.0%	100.0%

Licensee Comments: none

Alert & Notification System



Thresholds: White < 94.0% Yellow < 90.0%

Notes

Alert & Notification System	2Q/10	3Q/10	4Q/10	1Q/11	2Q/11	3Q/11	4Q/11	1Q/12
Successful siren-tests	331	335	451	334	339	337	451	337
Total sirens-tests	339	339	452	339	339	339	452	339
Indicator value	98.6%	98.8%	99.0%	98.8%	99.3%	99.5%	99.5%	99.7%

Licensee Comments: none

Occupational Exposure Control Effectiveness



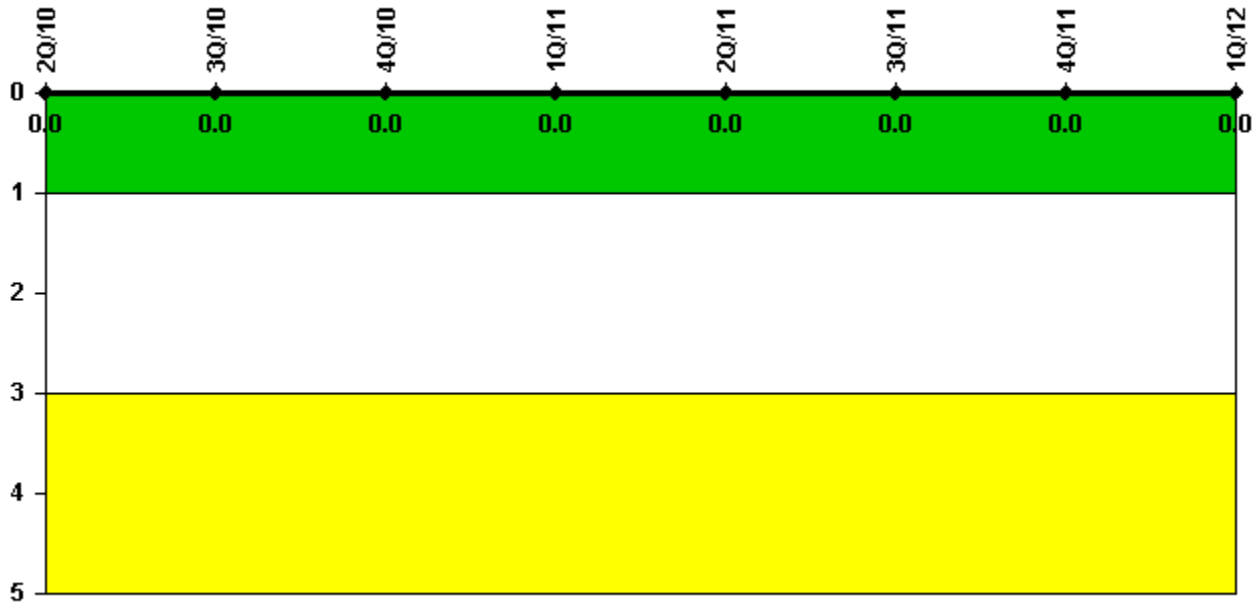
Thresholds: White > 2.0 Yellow > 5.0

Notes

Occupational Exposure Control Effectiveness	2Q/10	3Q/10	4Q/10	1Q/11	2Q/11	3Q/11	4Q/11	1Q/12
High radiation area occurrences	0	0	0	0	0	0	0	0
Very high radiation area occurrences	0	0	0	0	0	0	0	0
Unintended exposure occurrences	0	0	0	0	0	0	0	0
Indicator value	0	0	0	0	0	0	0	0

Licensee Comments: none

RETS/ODCM Radiological Effluent



Thresholds: White > 1.0 Yellow > 3.0

Notes

RETS/ODCM Radiological Effluent	2Q/10	3Q/10	4Q/10	1Q/11	2Q/11	3Q/11	4Q/11	1Q/12
RETS/ODCM occurrences	0	0	0	0	0	0	0	0
Indicator value	0	0	0	0	0	0	0	0

Licensee Comments: none

[Security](#) information not publicly available.