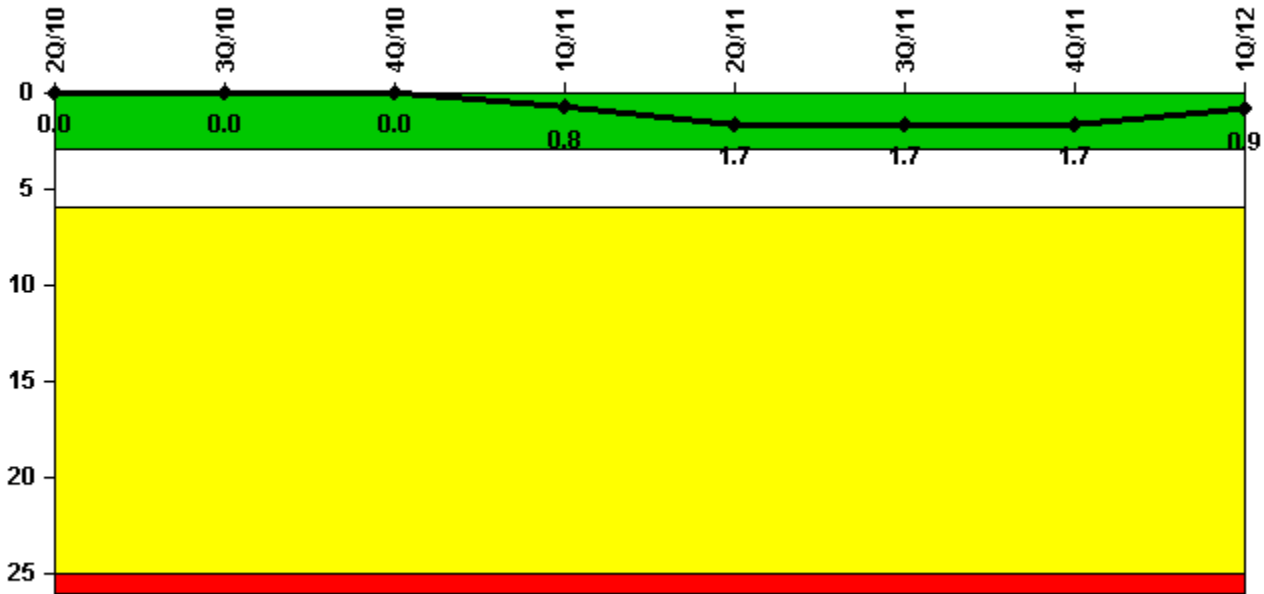


Limerick 2

1Q/2012 Performance Indicators

Licensee's General Comments: none

Unplanned Scrams per 7000 Critical Hrs



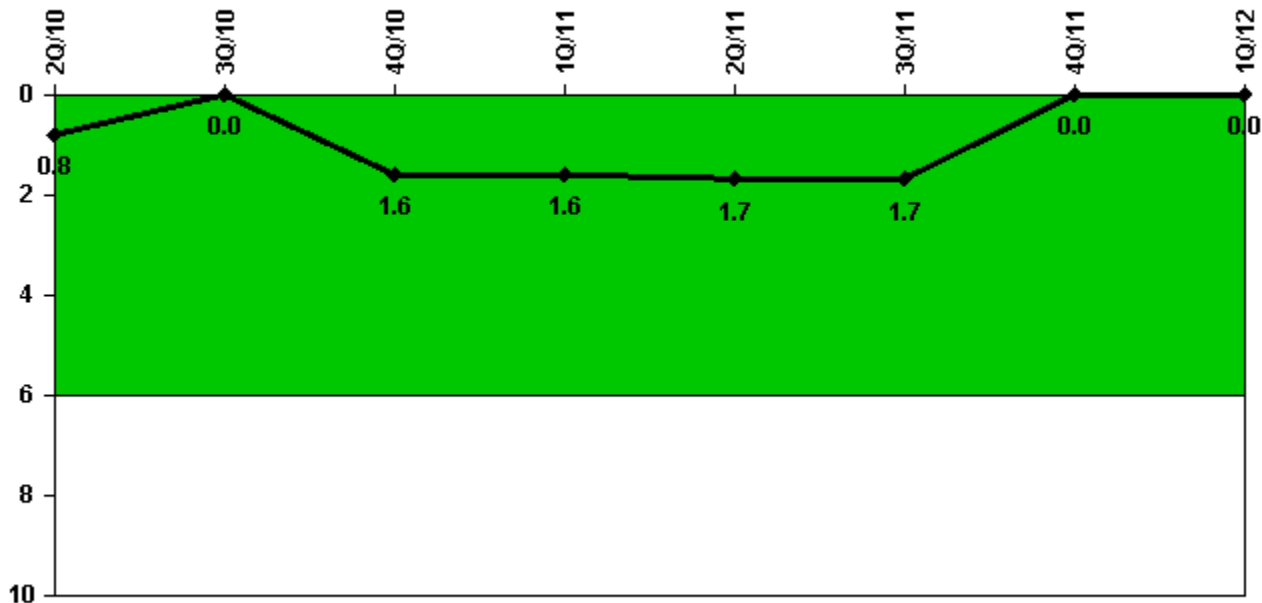
Thresholds: White > 3.0 Yellow > 6.0 Red > 25.0

Notes

Unplanned Scrams per 7000 Critical Hrs	2Q/10	3Q/10	4Q/10	1Q/11	2Q/11	3Q/11	4Q/11	1Q/12
Unplanned scrams	0	0	0	1.0	1.0	0	0	0
Critical hours	2184.0	2208.0	2209.0	2024.4	1592.4	2208.0	2209.0	2183.0
Indicator value	0	0	0	0.8	1.7	1.7	1.7	0.9

Licensee Comments: none

Unplanned Power Changes per 7000 Critical Hrs



Thresholds: White > 6.0

Notes

Unplanned Power Changes per 7000 Critical Hrs	2Q/10	3Q/10	4Q/10	1Q/11	2Q/11	3Q/11	4Q/11	1Q/12
Unplanned power changes	0	0	2.0	0	0	0	0	0
Critical hours	2184.0	2208.0	2209.0	2024.4	1592.4	2208.0	2209.0	2183.0
Indicator value	0.8	0	1.6	1.6	1.7	1.7	0	0

Licensee Comments:

1Q/11: IE03 changed from unplanned to planned for the power ascension, which began on 02/28/2011 at 22:02 and ended on 3/1/11. This was more than 72 hours after an unplanned manual scram which occurred on 2/25/2011 at 09:12 which meets the definition of a planned power change. No color change is involved.

Unplanned Scrams with Complications



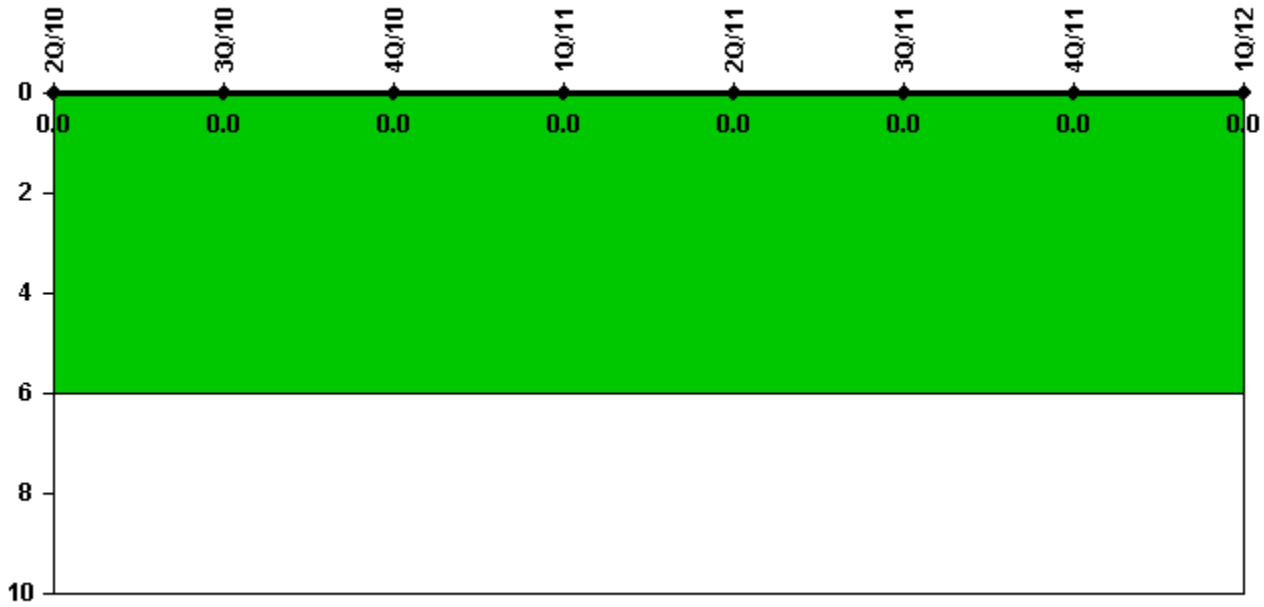
Thresholds: White > 1.0

Notes

Unplanned Scrams with Complications	2Q/10	3Q/10	4Q/10	1Q/11	2Q/11	3Q/11	4Q/11	1Q/12
Scrams with complications	0	0	0	0	0	0	0	0
Indicator value	0.0	0.0	0.0	0.0	0.0	0.0	0.0	0.0

Licensee Comments: none

Safety System Functional Failures (BWR)



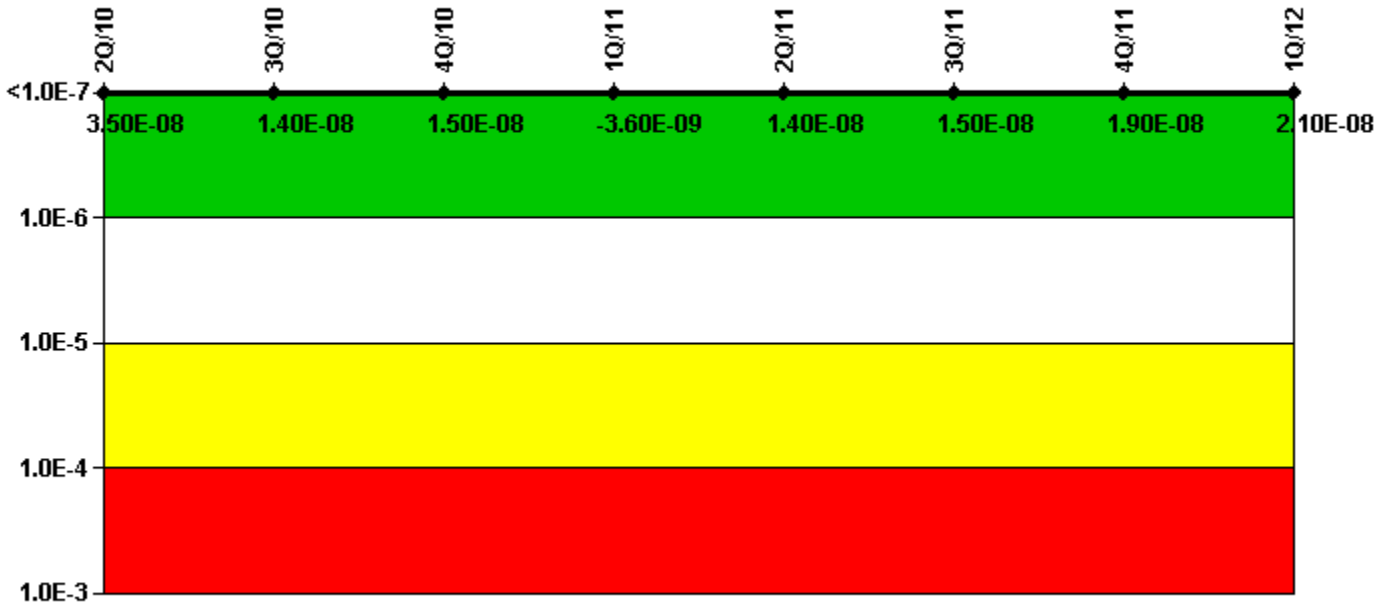
Thresholds: White > 6.0

Notes

Safety System Functional Failures (BWR)	2Q/10	3Q/10	4Q/10	1Q/11	2Q/11	3Q/11	4Q/11	1Q/12
Safety System Functional Failures	0	0	0	0	0	0	0	0
Indicator value	0	0	0	0	0	0	0	0

Licensee Comments: none

Mitigating Systems Performance Index, Emergency AC Power System




Thresholds: White > 1.00E-6 Yellow > 1.00E-5 Red > 1.00E-4

Notes

Mitigating Systems Performance Index, Emergency AC Power System	2Q/10	3Q/10	4Q/10	1Q/11	2Q/11	3Q/11	4Q/11	1Q/12
UAI (Δ CDF)	9.27E-09	8.01E-09	8.00E-09	7.78E-09	7.98E-09	9.41E-09	1.23E-08	1.31E-08
URI (Δ CDF)	2.54E-08	6.02E-09	6.92E-09	-1.14E-08	6.50E-09	5.95E-09	6.94E-09	7.44E-09
PLE	NO	NO	NO	NO	NO	NO	NO	NO
Indicator value	3.50E-08	1.40E-08	1.50E-08	-3.60E-09	1.40E-08	1.50E-08	1.90E-08	2.10E-08

Licensee Comments: none

Mitigating Systems Performance Index, High Pressure Injection System




Thresholds: White > 1.00E-6 Yellow > 1.00E-5 Red > 1.00E-4

Notes

Mitigating Systems Performance Index, High Pressure Injection System	2Q/10	3Q/10	4Q/10	1Q/11	2Q/11	3Q/11	4Q/11	1Q/12
UAI (Δ CDF)	-2.50E-08	-3.20E-08	-3.20E-08	-3.20E-08	-3.20E-08	-1.09E-08	-7.05E-09	4.15E-11
URI (Δ CDF)	-4.60E-08	-4.61E-08	-4.62E-08	-4.62E-08	-4.63E-08	-4.64E-08	-4.64E-08	-4.65E-08
PLE	NO	NO	NO	NO	NO	NO	NO	NO
Indicator value	-7.10E-08	-7.80E-08	-7.80E-08	-7.80E-08	-7.80E-08	-5.70E-08	-5.30E-08	-4.60E-08

Licensee Comments: none

Mitigating Systems Performance Index, Heat Removal System



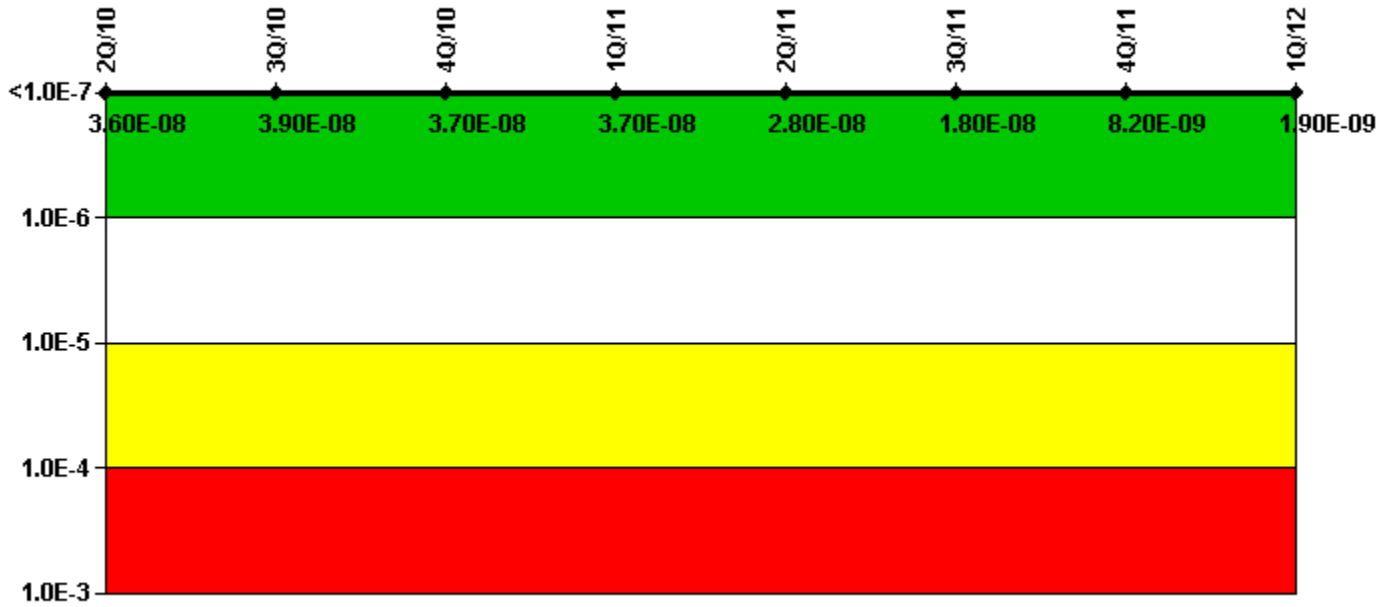
Thresholds: White > 1.00E-6 Yellow > 1.00E-5 Red > 1.00E-4

Notes

Mitigating Systems Performance Index, Heat Removal System	2Q/10	3Q/10	4Q/10	1Q/11	2Q/11	3Q/11	4Q/11	1Q/12
UAI (Δ CDF)	-1.06E-08	2.65E-09	2.30E-09	2.63E-09	-6.05E-10	-1.32E-08	-1.21E-09	-1.99E-09
URI (Δ CDF)	-2.71E-08	-2.71E-08	-2.71E-08	-2.71E-08	-2.71E-08	-2.71E-08	-2.71E-08	-2.71E-08
PLE	NO	NO	NO	NO	NO	NO	NO	NO
Indicator value	-3.80E-08	-2.40E-08	-2.50E-08	-2.40E-08	-2.80E-08	-4.00E-08	-2.80E-08	-2.90E-08

Licensee Comments: none

Mitigating Systems Performance Index, Residual Heat Removal System



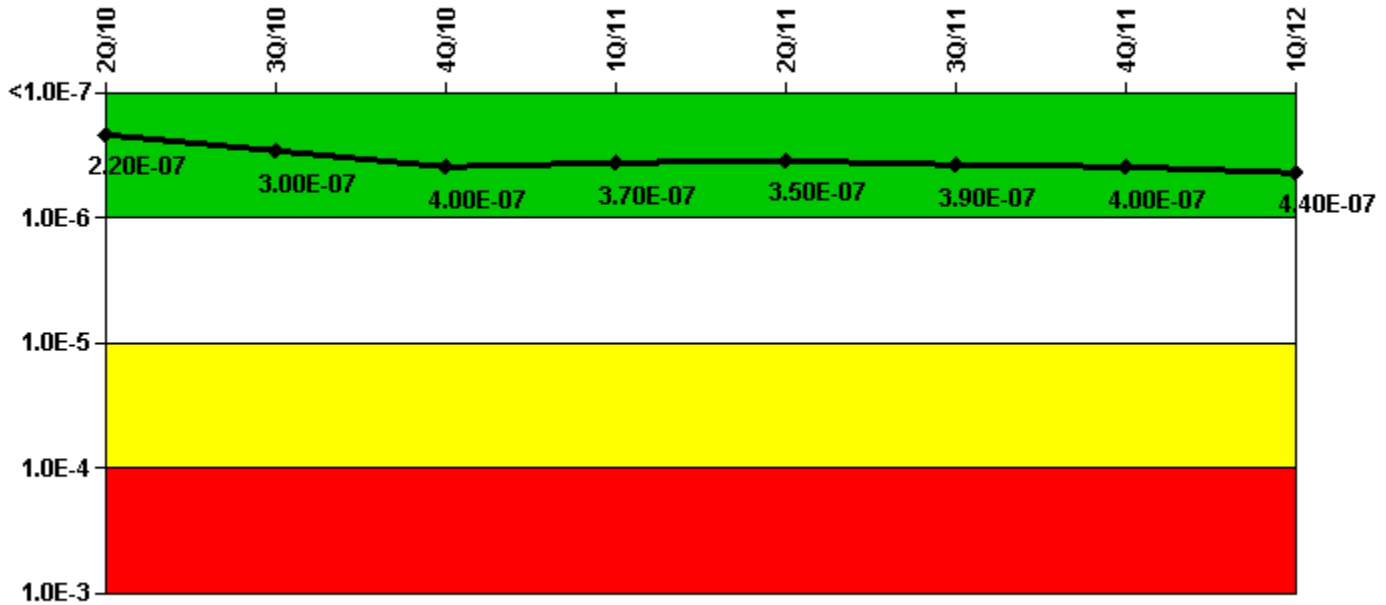
Thresholds: White > 1.00E-6 Yellow > 1.00E-5 Red > 1.00E-4

Notes

Mitigating Systems Performance Index, Residual Heat Removal System	2Q/10	3Q/10	4Q/10	1Q/11	2Q/11	3Q/11	4Q/11	1Q/12
UAI (Δ CDF)	3.74E-08	4.07E-08	3.87E-08	3.83E-08	3.06E-08	1.98E-08	1.03E-08	3.95E-09
URI (Δ CDF)	-1.18E-09	-1.31E-09	-1.36E-09	-1.38E-09	-2.16E-09	-2.17E-09	-2.17E-09	-2.09E-09
PLE	NO	NO	NO	NO	NO	NO	NO	NO
Indicator value	3.60E-08	3.90E-08	3.70E-08	3.70E-08	2.80E-08	1.80E-08	8.20E-09	1.90E-09

Licensee Comments: none

Mitigating Systems Performance Index, Cooling Water Systems



Thresholds: White > 1.00E-6 Yellow > 1.00E-5 Red > 1.00E-4

Notes

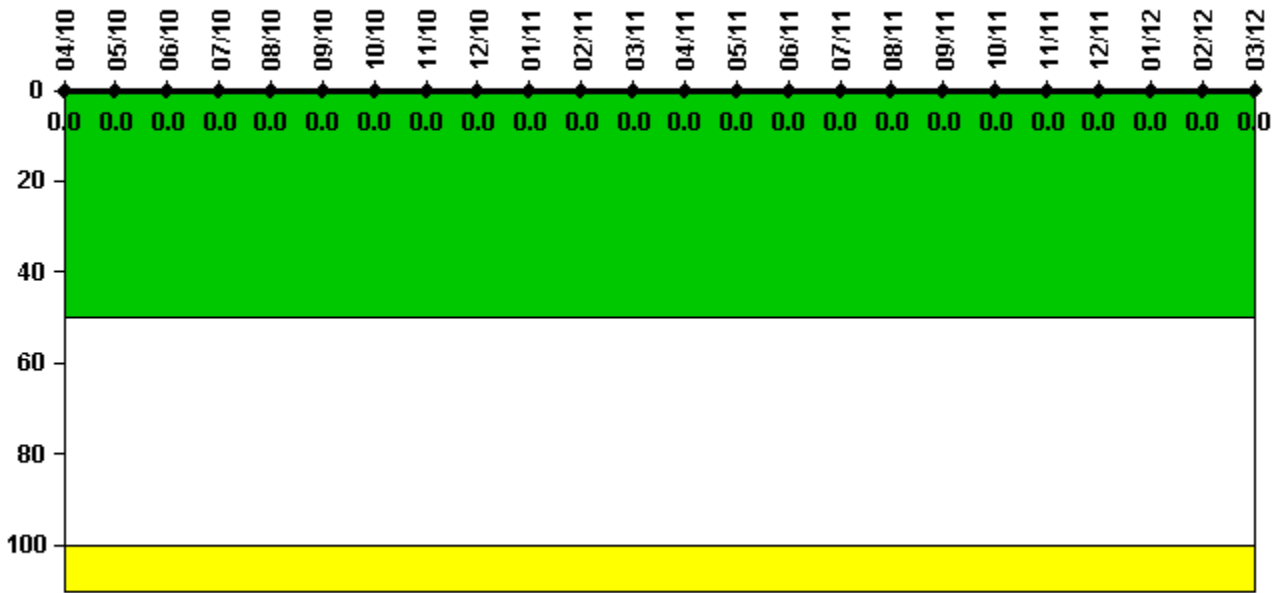
Mitigating Systems Performance Index, Cooling Water Systems	2Q/10	3Q/10	4Q/10	1Q/11	2Q/11	3Q/11	4Q/11	1Q/12
UAI (ΔCDF)	2.51E-07	3.26E-07	4.27E-07	3.95E-07	3.75E-07	4.20E-07	4.25E-07	4.71E-07
URI (ΔCDF)	-2.66E-08	-2.79E-08	-2.85E-08	-2.81E-08	-2.85E-08	-2.91E-08	-3.00E-08	-3.05E-08
PLE	NO	NO	NO	NO	NO	NO	NO	NO
Indicator value	2.20E-07	3.00E-07	4.00E-07	3.70E-07	3.50E-07	3.90E-07	4.00E-07	4.40E-07

Licensee Comments:

1Q/12: LGS MSPI Basis Document revision 4 was effective on 01/01/12. This was approved and issued on 12/15/11. This revision incorporated FAQs 11-01 (CW), 11-06, 11-07, 11-08 (EDGs) and other minor changes. No PRA data or factors were changed and there was no impact to historical PI data.

3Q/11: 04/20/12- Station personnel identified errors counting ESW system unavailability hours for cooling water piping to RHR pump 2C motor oil cooler. Added 75.59 UA hours to ESW segment 17. No color thresholds were crossed due to this change. Ref: IR 1291798.

Reactor Coolant System Activity




Thresholds: White > 50.0 Yellow > 100.0

Notes

Reactor Coolant System Activity	4/10	5/10	6/10	7/10	8/10	9/10	10/10	11/10	12/10	1/11	2/11	3/11
Maximum activity	0.000011	0.000011	0.000014	0.000013	0.000013	0.000025	0.000013	0.000014	0.000012	0.000014	0.000013	0.000015
Technical specification limit	0.2	0.2	0.2	0.2	0.2	0.2	0.2	0.2	0.2	0.2	0.2	0.2
Indicator value	0	0	0	0	0	0	0	0	0	0	0	0
Reactor Coolant System Activity	4/11	5/11	6/11	7/11	8/11	9/11	10/11	11/11	12/11	1/12	2/12	3/12
Maximum activity	0.000013	0.000010	0.000006	0.000008	0.000007	0.000008	0.000006	0.000006	0.000008	0.000006	0.000008	0.000008
Technical specification limit	0.2	0.2	0.2	0.2	0.2	0.2	0.2	0.2	0.2	0.2	0.2	0.2
Indicator value	0	0	0	0	0	0	0	0	0	0	0	0

Licensee Comments: none

Reactor Coolant System Leakage



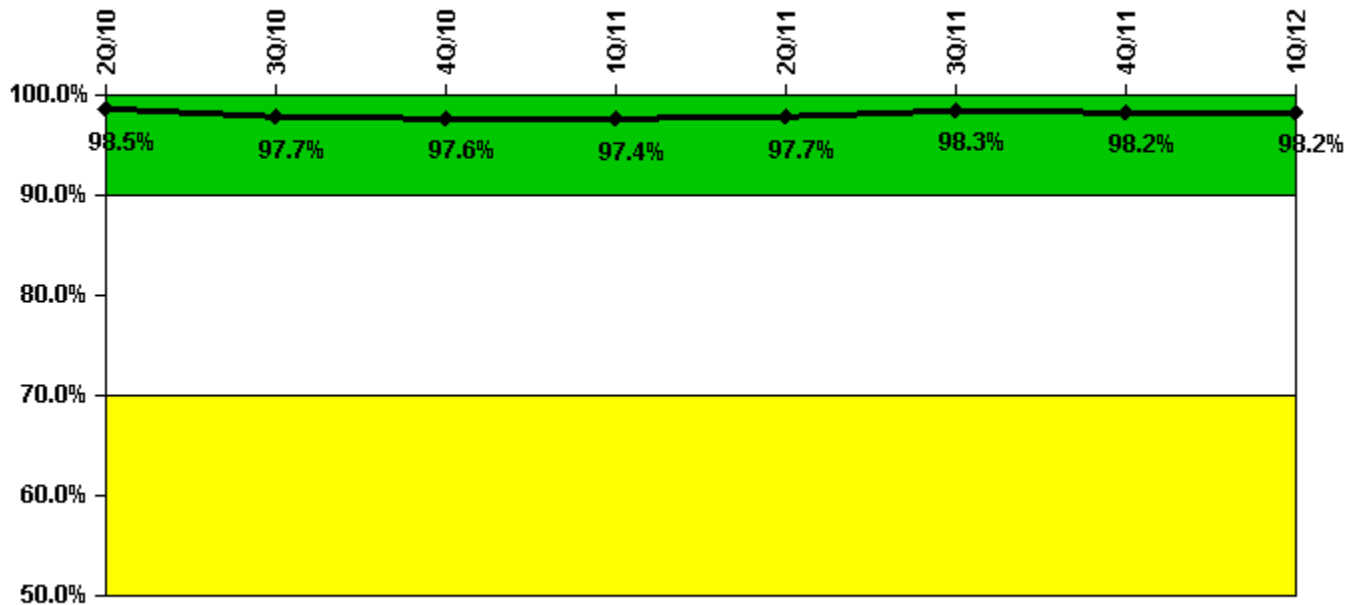
Thresholds: White > 50.0 Yellow > 100.0

Notes

Reactor Coolant System Leakage	4/10	5/10	6/10	7/10	8/10	9/10	10/10	11/10	12/10	1/11	2/11	3/11
Maximum leakage	1.400	1.450	1.350	1.400	1.300	1.400	1.500	1.500	1.400	1.500	1.400	1.400
Technical specification limit	30.0	30.0	30.0	30.0	30.0	30.0	30.0	30.0	30.0	30.0	30.0	30.0
Indicator value	4.7	4.8	4.5	4.7	4.3	4.7	5.0	5.0	4.7	5.0	4.7	4.7
Reactor Coolant System Leakage	4/11	5/11	6/11	7/11	8/11	9/11	10/11	11/11	12/11	1/12	2/12	3/12
Maximum leakage	1.200	1.300	1.400	1.400	1.400	1.400	1.400	1.400	1.400	1.500	1.400	1.300
Technical specification limit	30.0	30.0	30.0	30.0	30.0	30.0	30.0	30.0	30.0	30.0	30.0	30.0
Indicator value	4.0	4.3	4.7	4.7	4.7	4.7	4.7	4.7	4.7	5.0	4.7	4.3

Licensee Comments: none

Drill/Exercise Performance



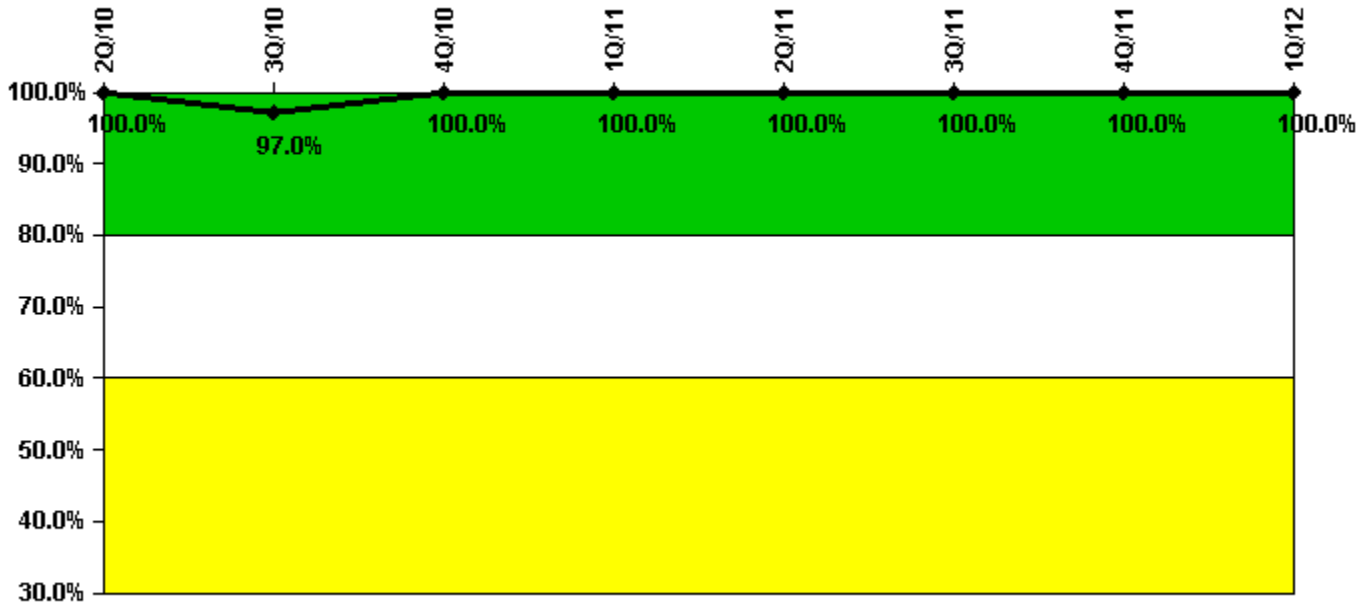
Thresholds: White < 90.0% Yellow < 70.0%

Notes

Drill/Exercise Performance	2Q/10	3Q/10	4Q/10	1Q/11	2Q/11	3Q/11	4Q/11	1Q/12
Successful opportunities	23.0	59.0	43.0	66.0	20.0	112.0	56.0	0
Total opportunities	24.0	61.0	43.0	68.0	20.0	113.0	57.0	0
Indicator value	98.5%	97.7%	97.6%	97.4%	97.7%	98.3%	98.2%	98.2%

Licensee Comments: none

ERO Drill Participation



Thresholds: White < 80.0% Yellow < 60.0%

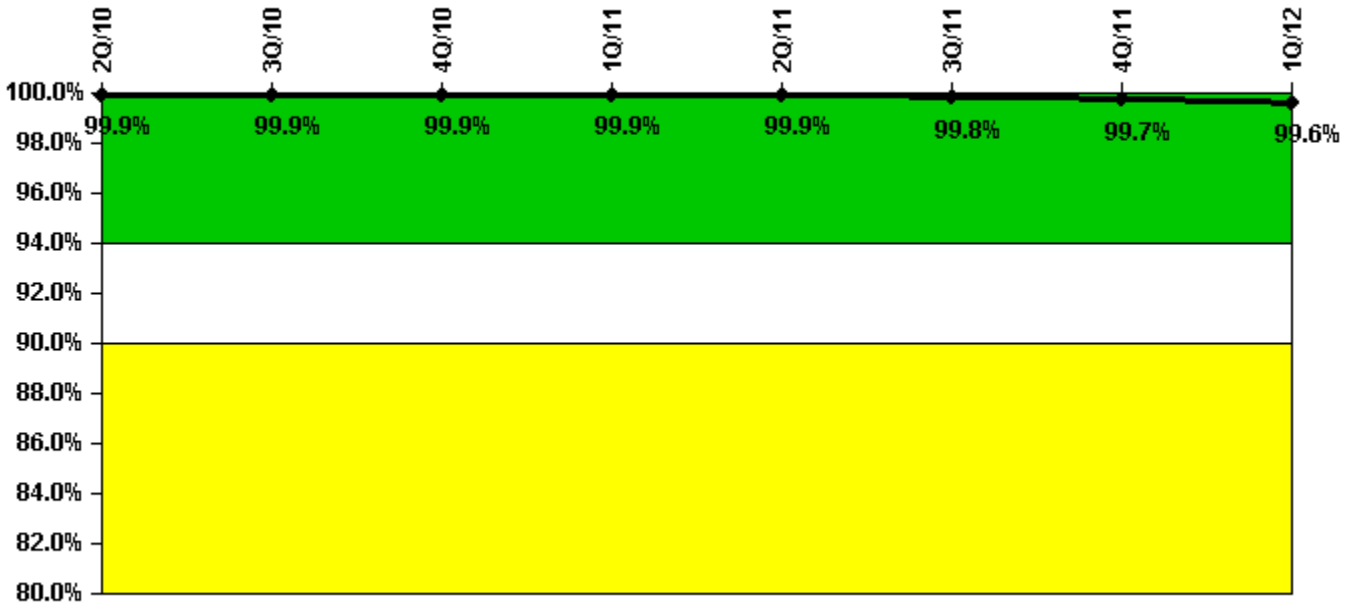
Notes

ERO Drill Participation	2Q/10	3Q/10	4Q/10	1Q/11	2Q/11	3Q/11	4Q/11	1Q/12
Participating Key personnel	65.0	64.0	65.0	65.0	64.0	63.0	65.0	64.0
Total Key personnel	65.0	66.0	65.0	65.0	64.0	63.0	65.0	64.0
Indicator value	100.0%	97.0%	100.0%	100.0%	100.0%	100.0%	100.0%	100.0%

Licensee Comments:

3Q/10: One Key ERO participant was not previously counted in Aug totals due to an error. The August and September data was revised from a total of 65 to 66 participants. The PI threshold was not impacted.

Alert & Notification System



Thresholds: White < 94.0% Yellow < 90.0%

Notes

Alert & Notification System	2Q/10	3Q/10	4Q/10	1Q/11	2Q/11	3Q/11	4Q/11	1Q/12
Successful siren-tests	2140	2144	2143	2144	2144	2136	2128	2141
Total sirens-tests	2145	2145	2145	2145	2145	2145	2145	2145
Indicator value	99.9%	99.9%	99.9%	99.9%	99.9%	99.8%	99.7%	99.6%

Licensee Comments: none

Occupational Exposure Control Effectiveness



Thresholds: White > 2.0 Yellow > 5.0

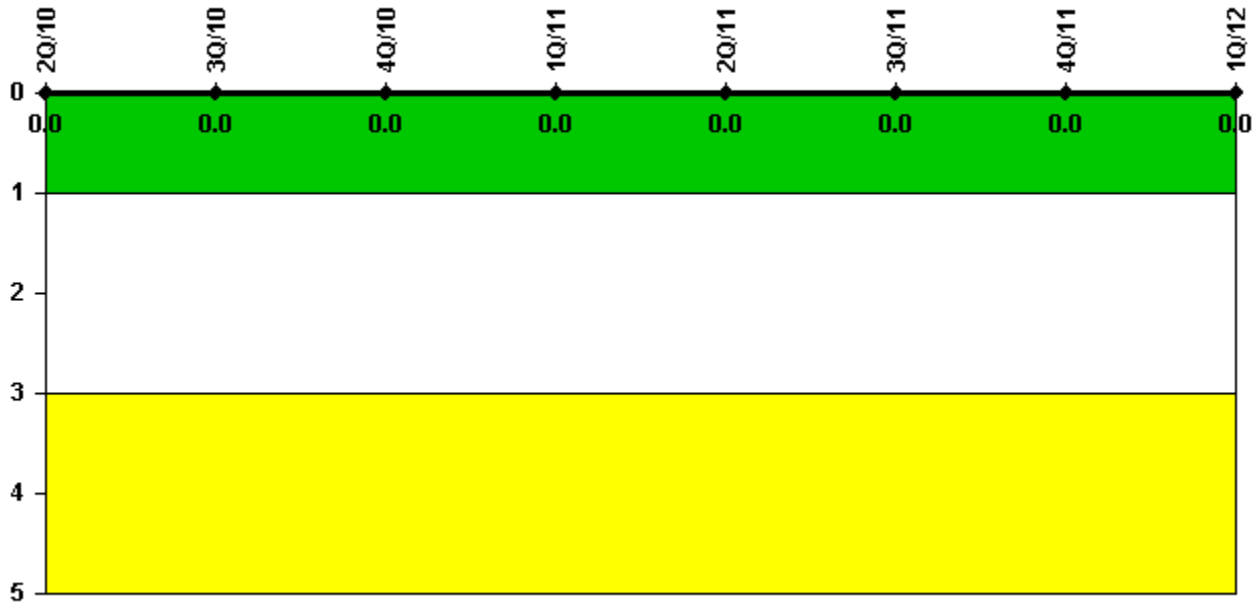
Notes

Occupational Exposure Control Effectiveness	2Q/10	3Q/10	4Q/10	1Q/11	2Q/11	3Q/11	4Q/11	1Q/12
High radiation area occurrences	0	0	0	0	0	0	0	0
Very high radiation area occurrences	0	0	0	0	0	0	0	0
Unintended exposure occurrences	0	0	0	0	0	0	0	0
Indicator value	0	0	0	0	0	0	0	0

Licensee Comments:

2Q/11: The NRC has determined that the event was not a performance indicator occurrence during the Limerick Radiation Instruments inspection from December 12-16, 2011. There is no Color Change associated with this event.

RETS/ODCM Radiological Effluent



Thresholds: White > 1.0 Yellow > 3.0

Notes

RETS/ODCM Radiological Effluent	2Q/10	3Q/10	4Q/10	1Q/11	2Q/11	3Q/11	4Q/11	1Q/12
RETS/ODCM occurrences	0	0	0	0	0	0	0	0
Indicator value	0	0	0	0	0	0	0	0

Licensee Comments: none

[Security](#) information not publicly available.