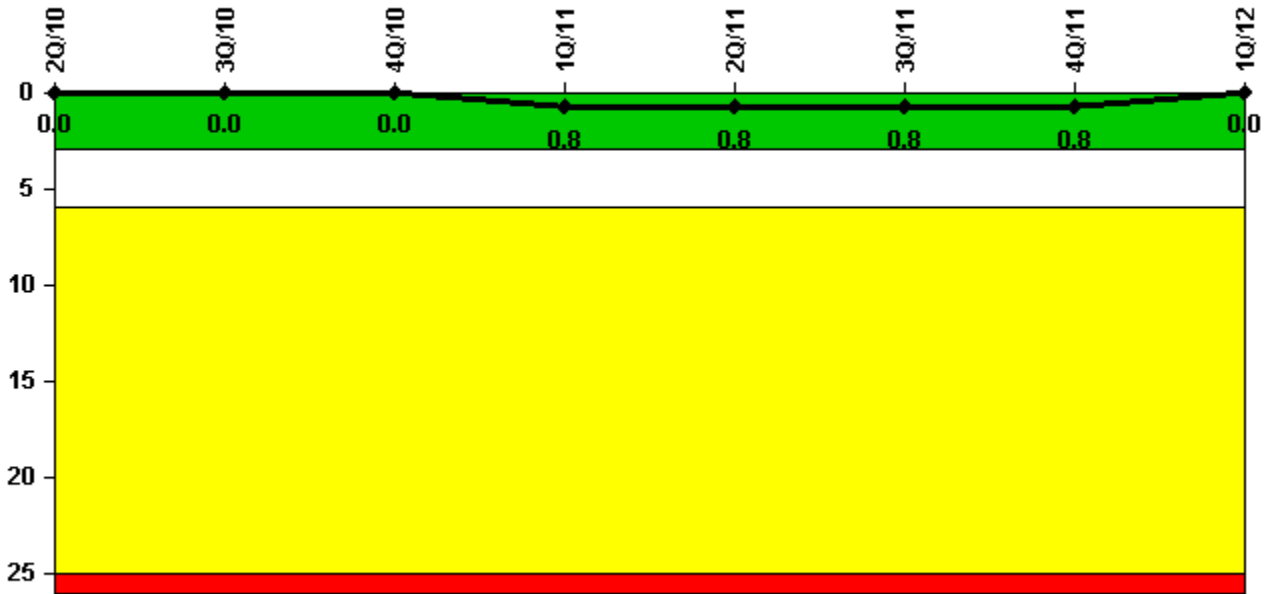


La Salle 1

1Q/2012 Performance Indicators

Licensee's General Comments: none

Unplanned Scrams per 7000 Critical Hrs



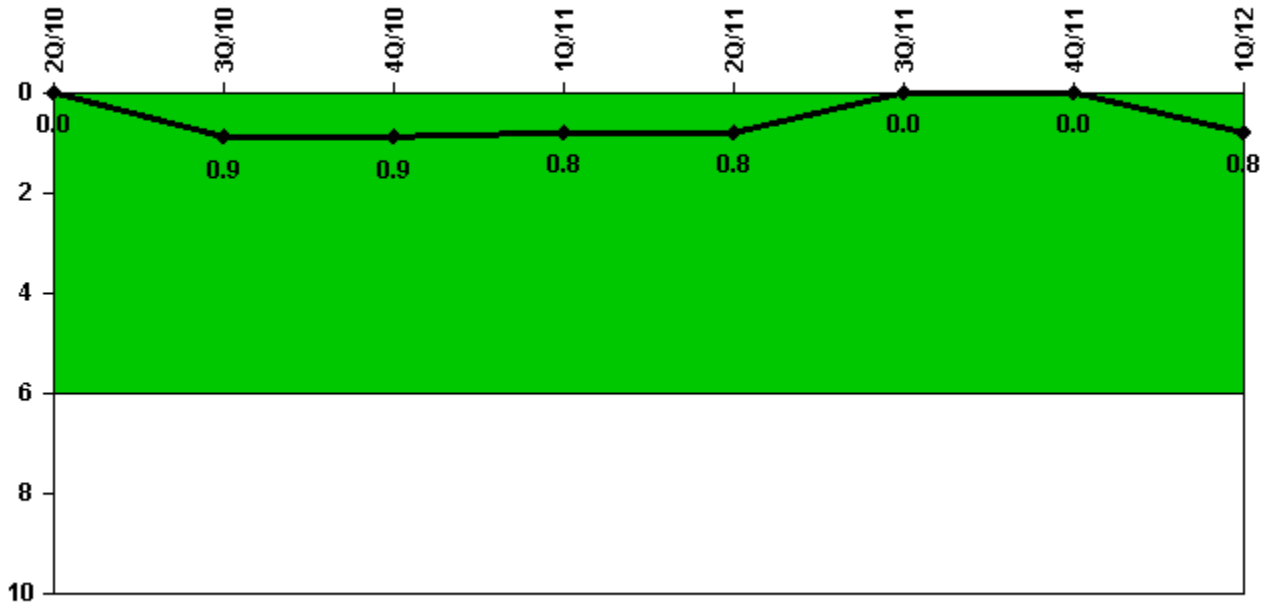
Thresholds: White > 3.0 Yellow > 6.0 Red > 25.0

Notes

Unplanned Scrams per 7000 Critical Hrs	2Q/10	3Q/10	4Q/10	1Q/11	2Q/11	3Q/11	4Q/11	1Q/12
Unplanned scrams	0	0	0	1.0	0	0	0	0
Critical hours	2184.0	2208.0	2209.0	1968.1	2184.0	2208.0	2209.0	1634.4
Indicator value	0	0	0	0.8	0.8	0.8	0.8	0

Licensee Comments: none

Unplanned Power Changes per 7000 Critical Hrs



Thresholds: White > 6.0

Notes

Unplanned Power Changes per 7000 Critical Hrs	2Q/10	3Q/10	4Q/10	1Q/11	2Q/11	3Q/11	4Q/11	1Q/12
Unplanned power changes	0	1.0	0	0	0	0	0	1.0
Critical hours	2184.0	2208.0	2209.0	1968.1	2184.0	2208.0	2209.0	1634.4
Indicator value	0	0.9	0.9	0.8	0.8	0	0	0.8

Licensee Comments:

3Q/10: An internal review identified that LaSalle inadvertently reported a Unit 1 downpower that occurred in January 2010 as an unplanned power change per 7000 critical hours. More than 72 hours elapsed between the time of discovery of the condition and a change in power. This discrepancy has been entered into the corrective action program, and the number of unplanned power changes per 7000 critical hours on Unit 1 for January 2010 has been changed from 1 to 0. The indicator color was not impacted, and remains GREEN.

Unplanned Scrams with Complications



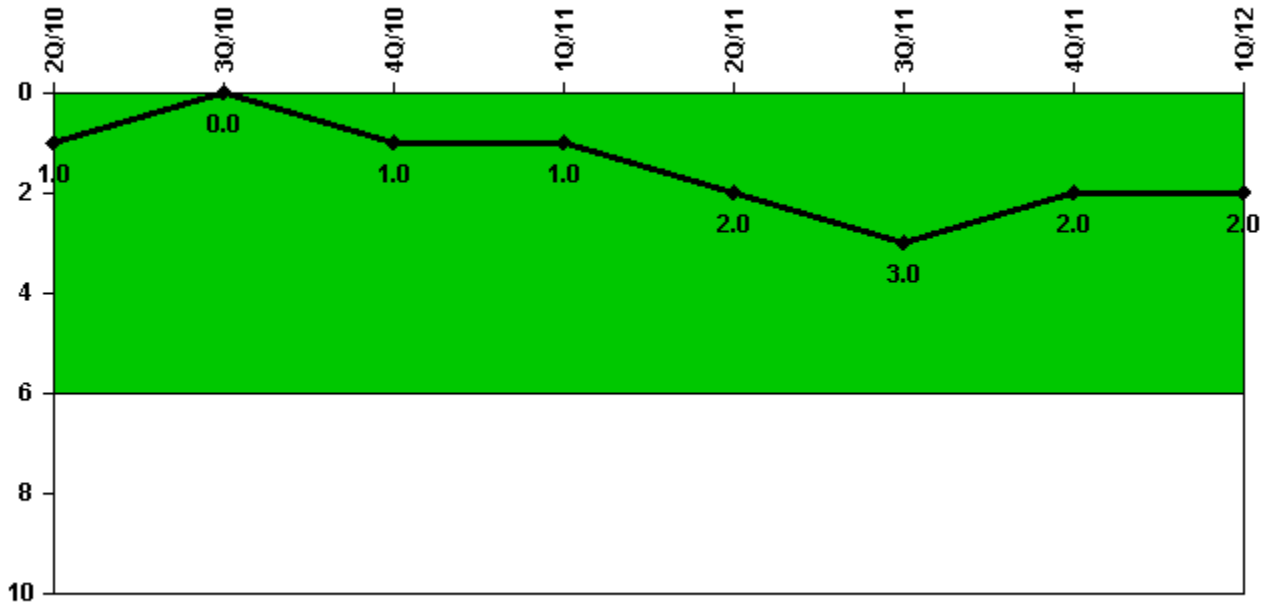
Thresholds: White > 1.0

Notes

Unplanned Scrams with Complications	2Q/10	3Q/10	4Q/10	1Q/11	2Q/11	3Q/11	4Q/11	1Q/12
Scrams with complications	0	0	0	0	0	0	0	0
Indicator value	0.0	0.0	0.0	0.0	0.0	0.0	0.0	0.0

Licensee Comments: none

Safety System Functional Failures (BWR)



Thresholds: White > 6.0

Notes

Safety System Functional Failures (BWR)	2Q/10	3Q/10	4Q/10	1Q/11	2Q/11	3Q/11	4Q/11	1Q/12
Safety System Functional Failures	0	0	1	0	1	1	0	0
Indicator value	1	0	1	1	2	3	2	2

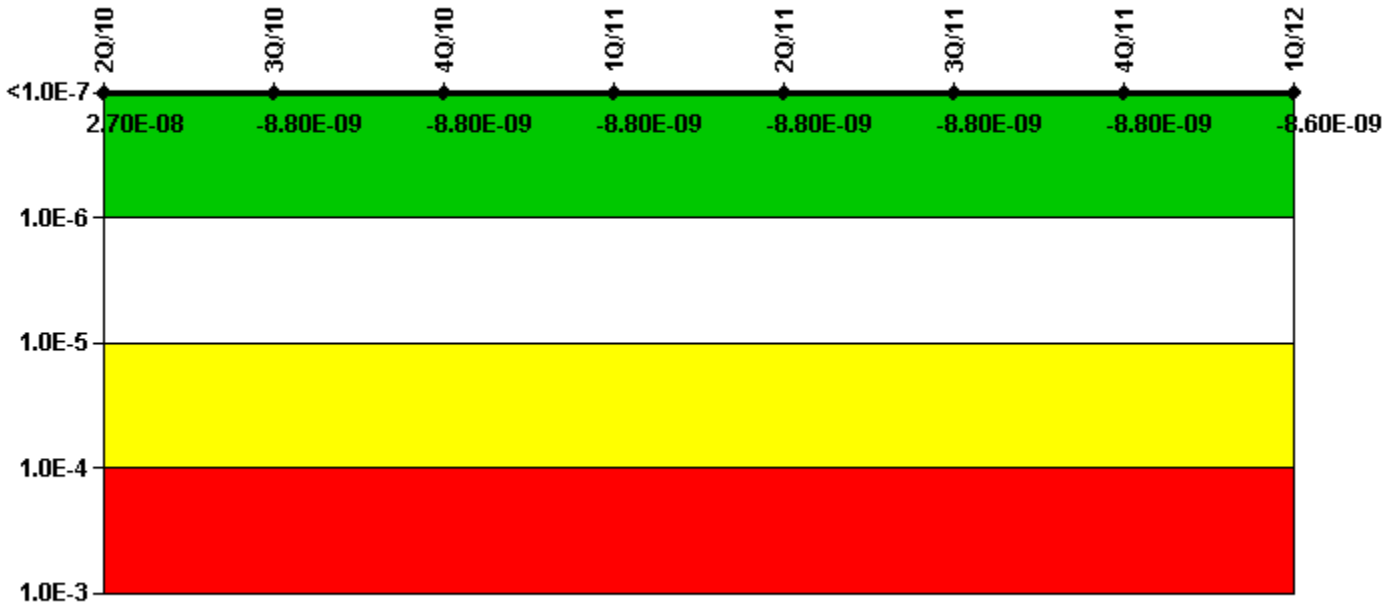
Licensee Comments:

3Q/11: LER 373-11004

2Q/11: LER 373-11003

4Q/10: LER 373-10003

Mitigating Systems Performance Index, Emergency AC Power System




Thresholds: White > 1.00E-6 Yellow > 1.00E-5 Red > 1.00E-4

Notes

Mitigating Systems Performance Index, Emergency AC Power System	2Q/10	3Q/10	4Q/10	1Q/11	2Q/11	3Q/11	4Q/11	1Q/12
UAI (Δ CDF)	-2.18E-09	-3.99E-09	-3.99E-09	-3.99E-09	-3.99E-09	-3.99E-09	-3.99E-09	-3.99E-09
URI (Δ CDF)	2.89E-08	-4.81E-09	-4.81E-09	-4.81E-09	-4.81E-09	-4.81E-09	-4.81E-09	-4.61E-09
PLE	NO	NO	NO	NO	NO	NO	NO	NO
Indicator value	2.70E-08	-8.80E-09	-8.80E-09	-8.80E-09	-8.80E-09	-8.80E-09	-8.80E-09	-8.60E-09

Licensee Comments: none

Mitigating Systems Performance Index, High Pressure Injection System




Thresholds: White > 1.00E-6 Yellow > 1.00E-5 Red > 1.00E-4

Notes

Mitigating Systems Performance Index, High Pressure Injection System	2Q/10	3Q/10	4Q/10	1Q/11	2Q/11	3Q/11	4Q/11	1Q/12
UAI (Δ CDF)	2.01E-09	2.01E-09	2.01E-09	1.95E-09	1.95E-09	1.94E-09	1.39E-09	1.80E-09
URI (Δ CDF)	8.12E-08	8.12E-08	8.12E-08	8.12E-08	8.12E-08	8.12E-08	6.24E-08	6.34E-08
PLE	NO	NO	NO	NO	NO	NO	NO	NO
Indicator value	8.30E-08	8.30E-08	8.30E-08	8.30E-08	8.30E-08	8.30E-08	6.40E-08	6.50E-08

Licensee Comments: none

Mitigating Systems Performance Index, Heat Removal System



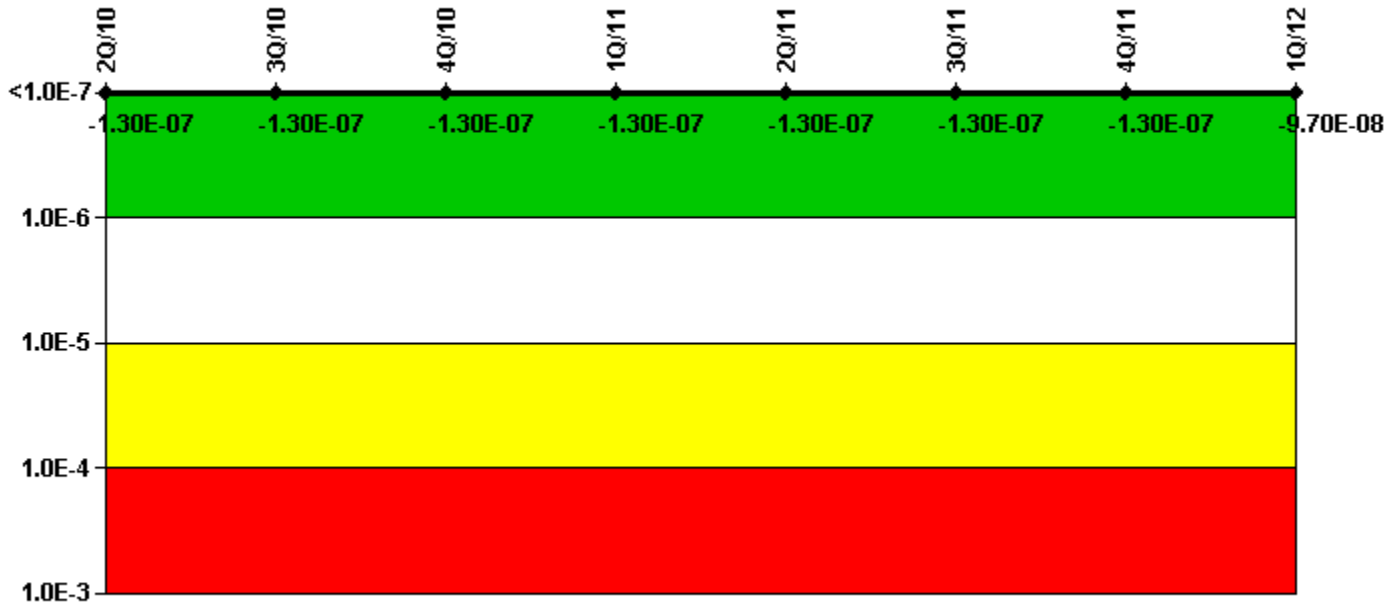
Thresholds: White > 1.00E-6 Yellow > 1.00E-5 Red > 1.00E-4

Notes

Mitigating Systems Performance Index, Heat Removal System	2Q/10	3Q/10	4Q/10	1Q/11	2Q/11	3Q/11	4Q/11	1Q/12
UAI (Δ CDF)	-2.39E-09	-1.40E-09	-1.40E-09	-1.42E-09	-1.42E-09	-1.42E-09	-1.42E-09	-1.39E-09
URI (Δ CDF)	-2.00E-10	-2.03E-10	-2.03E-10	-2.03E-10	-2.03E-10	-2.03E-10	-2.03E-10	-2.03E-10
PLE	NO	NO	NO	NO	NO	NO	NO	NO
Indicator value	-2.60E-09	-1.60E-09	-1.60E-09	-1.60E-09	-1.60E-09	-1.60E-09	-1.60E-09	-1.60E-09

Licensee Comments: none

Mitigating Systems Performance Index, Residual Heat Removal System




Thresholds: White > 1.00E-6 Yellow > 1.00E-5 Red > 1.00E-4

Notes

Mitigating Systems Performance Index, Residual Heat Removal System	2Q/10	3Q/10	4Q/10	1Q/11	2Q/11	3Q/11	4Q/11	1Q/12
UAI (Δ CDF)	-4.99E-08	-4.99E-08	-4.90E-08	-4.90E-08	-4.90E-08	-4.90E-08	-4.90E-08	-1.30E-08
URI (Δ CDF)	-8.44E-08	-8.44E-08	-8.44E-08	-8.44E-08	-8.44E-08	-8.44E-08	-8.44E-08	-8.44E-08
PLE	NO	NO	NO	NO	NO	NO	NO	NO
Indicator value	-1.30E-07	-1.30E-07	-1.30E-07	-1.30E-07	-1.30E-07	-1.30E-07	-1.30E-07	-9.70E-08

Licensee Comments: none

Mitigating Systems Performance Index, Cooling Water Systems




Thresholds: White > 1.00E-6 Yellow > 1.00E-5 Red > 1.00E-4

Notes

Mitigating Systems Performance Index, Cooling Water Systems	2Q/10	3Q/10	4Q/10	1Q/11	2Q/11	3Q/11	4Q/11	1Q/12
UAI (Δ CDF)	5.71E-08	5.50E-08	4.83E-08	4.66E-08	3.10E-08	3.00E-08	3.00E-08	3.10E-08
URI (Δ CDF)	-1.04E-07	-1.04E-07	-1.04E-07	-1.04E-07	-1.04E-07	-1.05E-07	-1.05E-07	-1.05E-07
PLE	NO	NO	NO	NO	NO	NO	NO	NO
Indicator value	-4.70E-08	-4.90E-08	-5.60E-08	-5.80E-08	-7.30E-08	-7.50E-08	-7.50E-08	-7.40E-08

Licensee Comments: none

Reactor Coolant System Activity



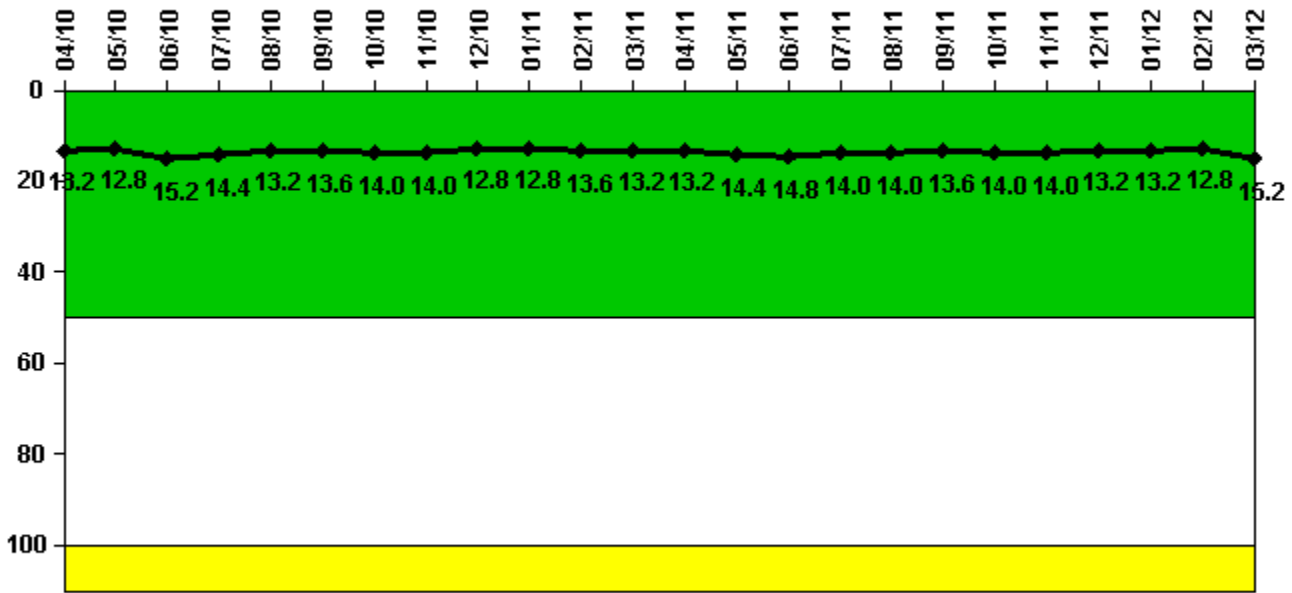
Thresholds: White > 50.0 Yellow > 100.0

Notes

Reactor Coolant System Activity	4/10	5/10	6/10	7/10	8/10	9/10	10/10	11/10	12/10	1/11	2/11	3/11
Maximum activity	0.000244	0.000253	0.000276	0.000279	0.000279	0.000275	0.000280	0.000298	0.000296	0.000322	0.000247	0.000311
Technical specification limit	0.2	0.2	0.2	0.2	0.2	0.2	0.2	0.2	0.2	0.2	0.2	0.2
Indicator value	0.1	0.1	0.1	0.1	0.1	0.1	0.1	0.1	0.1	0.2	0.1	0.2
Reactor Coolant System Activity	4/11	5/11	6/11	7/11	8/11	9/11	10/11	11/11	12/11	1/12	2/12	3/12
Maximum activity	0.000268	0.000249	0.000299	0.000292	0.000341	0.000458	0.000292	0.000249	0.000323	0.000306	0.000292	0.000081
Technical specification limit	0.2	0.2	0.2	0.2	0.2	0.2	0.2	0.2	0.2	0.2	0.2	0.2
Indicator value	0.1	0.1	0.1	0.1	0.2	0.2	0.1	0.1	0.2	0.2	0.1	0

Licensee Comments: none

Reactor Coolant System Leakage



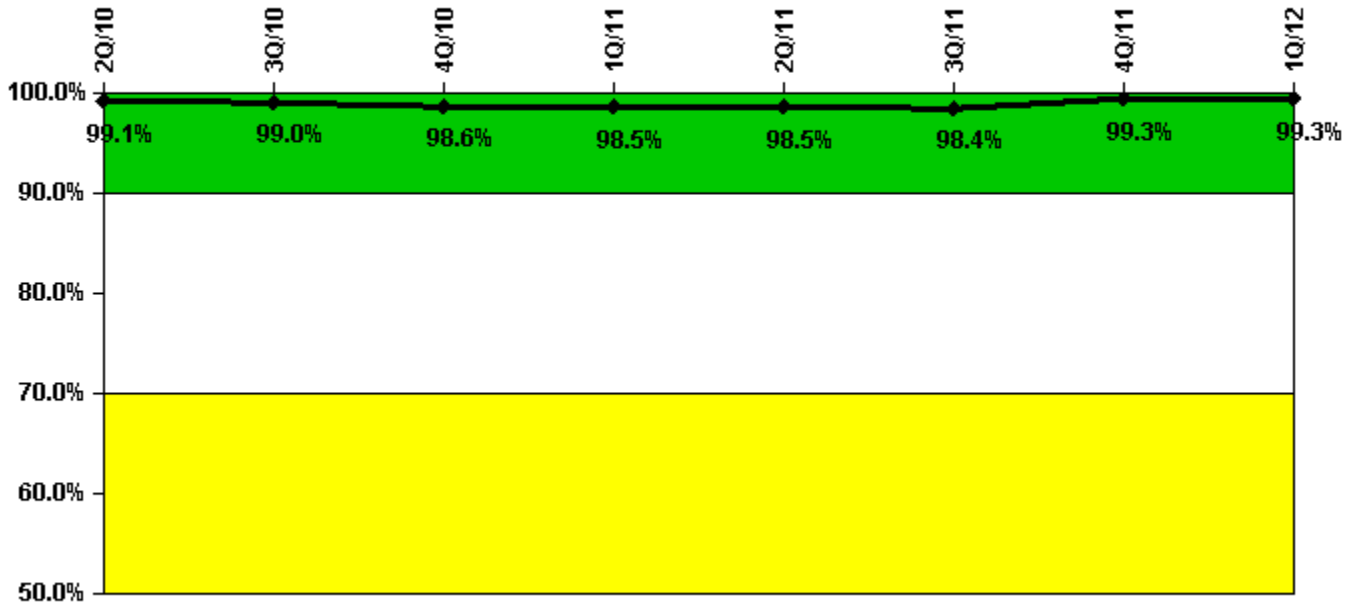
Thresholds: White > 50.0 Yellow > 100.0

Notes

Reactor Coolant System Leakage	4/10	5/10	6/10	7/10	8/10	9/10	10/10	11/10	12/10	1/11	2/11	3/11
Maximum leakage	3.300	3.200	3.800	3.600	3.300	3.400	3.500	3.500	3.200	3.200	3.400	3.300
Technical specification limit	25.0	25.0	25.0	25.0	25.0	25.0	25.0	25.0	25.0	25.0	25.0	25.0
Indicator value	13.2	12.8	15.2	14.4	13.2	13.6	14.0	14.0	12.8	12.8	13.6	13.2
Reactor Coolant System Leakage	4/11	5/11	6/11	7/11	8/11	9/11	10/11	11/11	12/11	1/12	2/12	3/12
Maximum leakage	3.300	3.600	3.700	3.500	3.500	3.400	3.500	3.500	3.300	3.300	3.200	3.800
Technical specification limit	25.0	25.0	25.0	25.0	25.0	25.0	25.0	25.0	25.0	25.0	25.0	25.0
Indicator value	13.2	14.4	14.8	14.0	14.0	13.6	14.0	14.0	13.2	13.2	12.8	15.2

Licensee Comments: none

Drill/Exercise Performance



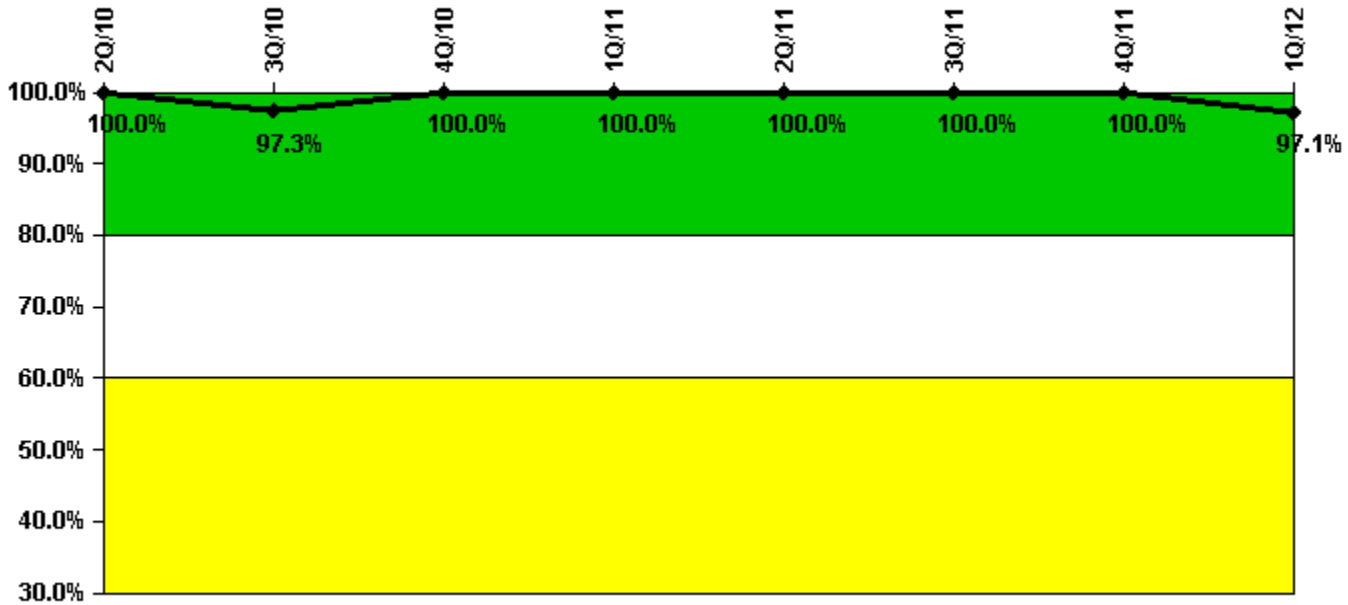
Thresholds: White < 90.0% Yellow < 70.0%

Notes

Drill/Exercise Performance	2Q/10	3Q/10	4Q/10	1Q/11	2Q/11	3Q/11	4Q/11	1Q/12
Successful opportunities	55.0	16.0	36.0	0	40.0	39.0	64.0	24.0
Total opportunities	56.0	16.0	37.0	0	40.0	39.0	64.0	24.0
Indicator value	99.1%	99.0%	98.6%	98.5%	98.5%	98.4%	99.3%	99.3%

Licensee Comments: none

ERO Drill Participation



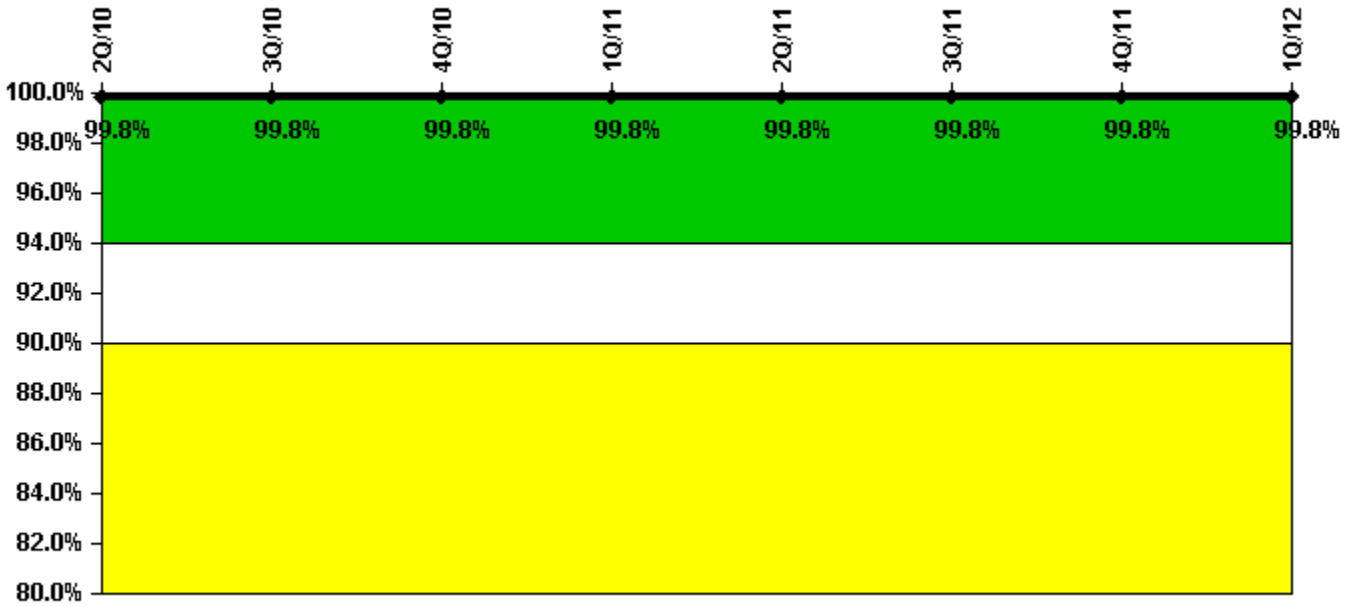
Thresholds: White < 80.0% Yellow < 60.0%

Notes

ERO Drill Participation	2Q/10	3Q/10	4Q/10	1Q/11	2Q/11	3Q/11	4Q/11	1Q/12
Participating Key personnel	77.0	72.0	70.0	65.0	63.0	68.0	70.0	68.0
Total Key personnel	77.0	74.0	70.0	65.0	63.0	68.0	70.0	70.0
Indicator value	100.0%	97.3%	100.0%	100.0%	100.0%	100.0%	100.0%	97.1%

Licensee Comments: none

Alert & Notification System



Thresholds: White < 94.0% Yellow < 90.0%

Notes

Alert & Notification System	2Q/10	3Q/10	4Q/10	1Q/11	2Q/11	3Q/11	4Q/11	1Q/12
Successful siren-tests	2167	2205	2210	2173	2170	2170	2171	2207
Total sirens-tests	2176	2210	2210	2176	2176	2176	2176	2210
Indicator value	99.8%	99.8%	99.8%	99.8%	99.8%	99.8%	99.8%	99.8%

Licensee Comments: none

Occupational Exposure Control Effectiveness



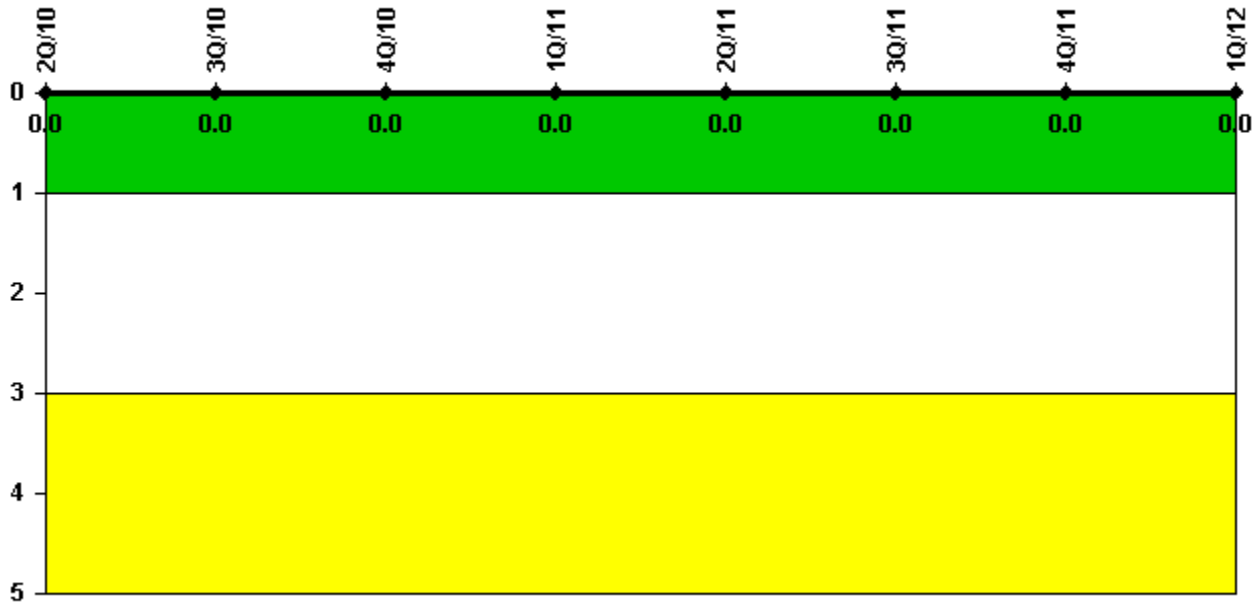
Thresholds: White > 2.0 Yellow > 5.0

Notes

Occupational Exposure Control Effectiveness	2Q/10	3Q/10	4Q/10	1Q/11	2Q/11	3Q/11	4Q/11	1Q/12
High radiation area occurrences	0	0	0	0	0	0	0	0
Very high radiation area occurrences	0	0	0	0	0	0	0	0
Unintended exposure occurrences	0	0	0	0	0	0	0	0
Indicator value	0	0	0	0	0	0	0	0

Licensee Comments: none

RETS/ODCM Radiological Effluent



Thresholds: White > 1.0 Yellow > 3.0

Notes

RETS/ODCM Radiological Effluent	2Q/10	3Q/10	4Q/10	1Q/11	2Q/11	3Q/11	4Q/11	1Q/12
RETS/ODCM occurrences	0	0	0	0	0	0	0	0
Indicator value	0	0	0	0	0	0	0	0

Licensee Comments: none

[Security](#) information not publicly available.