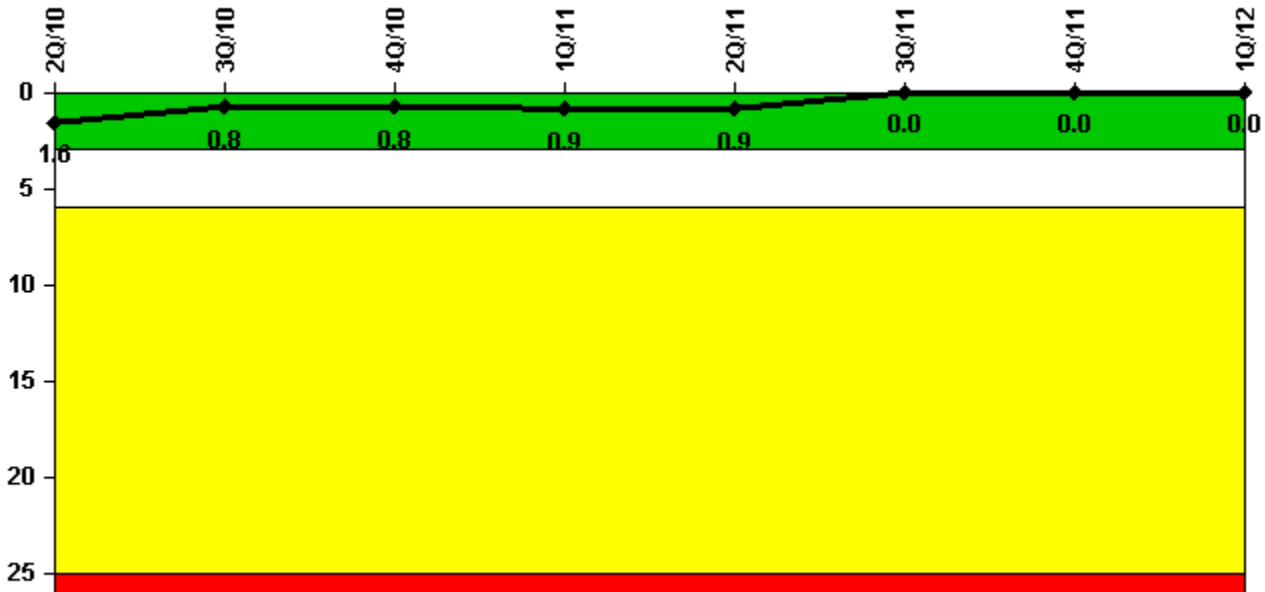


# Indian Point 3

## 1Q/2012 Performance Indicators

Licensee's General Comments: none

### Unplanned Scrams per 7000 Critical Hrs



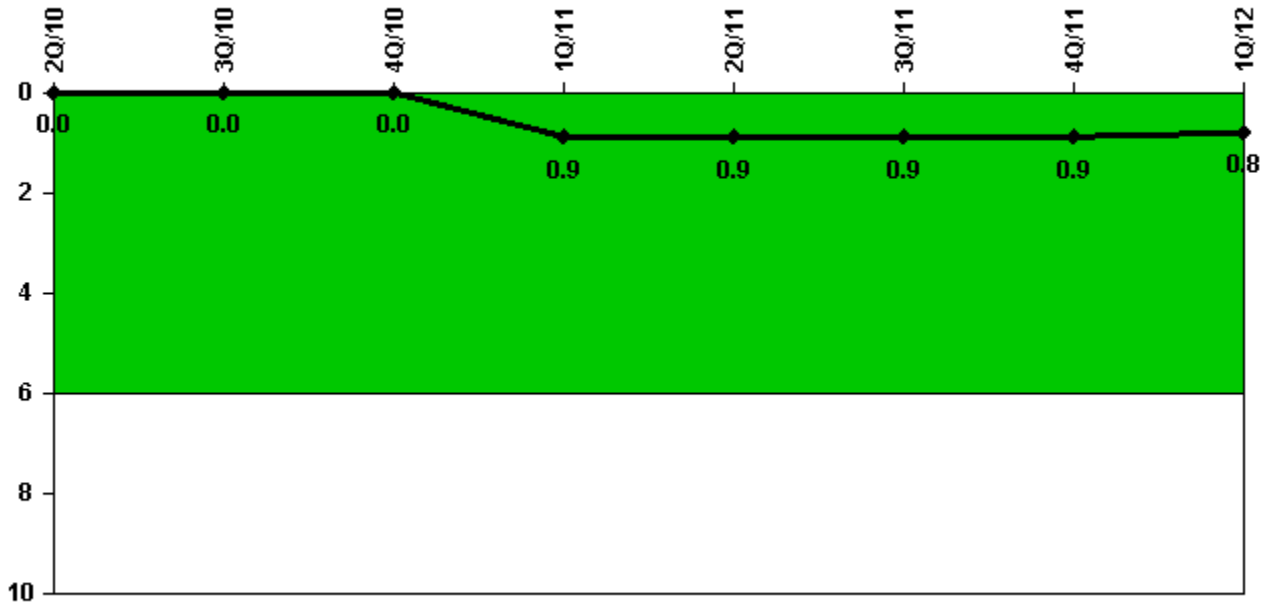
Thresholds: White > 3.0 Yellow > 6.0 Red > 25.0

### Notes

Unplanned Scrams per 7000 Critical Hrs	2Q/10	3Q/10	4Q/10	1Q/11	2Q/11	3Q/11	4Q/11	1Q/12
Unplanned scrams	0	1.0	0	0	0	0	0	0
Critical hours	2184.0	2166.2	2209.0	1555.7	2018.2	2208.0	2209.0	2183.0
Indicator value	1.6	0.8	0.8	0.9	0.9	0	0	0

Licensee Comments: none

## Unplanned Power Changes per 7000 Critical Hrs



Thresholds: White > 6.0

### Notes

Unplanned Power Changes per 7000 Critical Hrs	2Q/10	3Q/10	4Q/10	1Q/11	2Q/11	3Q/11	4Q/11	1Q/12
Unplanned power changes	0	0	0	1.0	0	0	0	1.0
Critical hours	2184.0	2166.2	2209.0	1555.7	2018.2	2208.0	2209.0	2183.0
Indicator value	0	0	0	0.9	0.9	0.9	0.9	0.8

Licensee Comments: none

# Unplanned Scrams with Complications



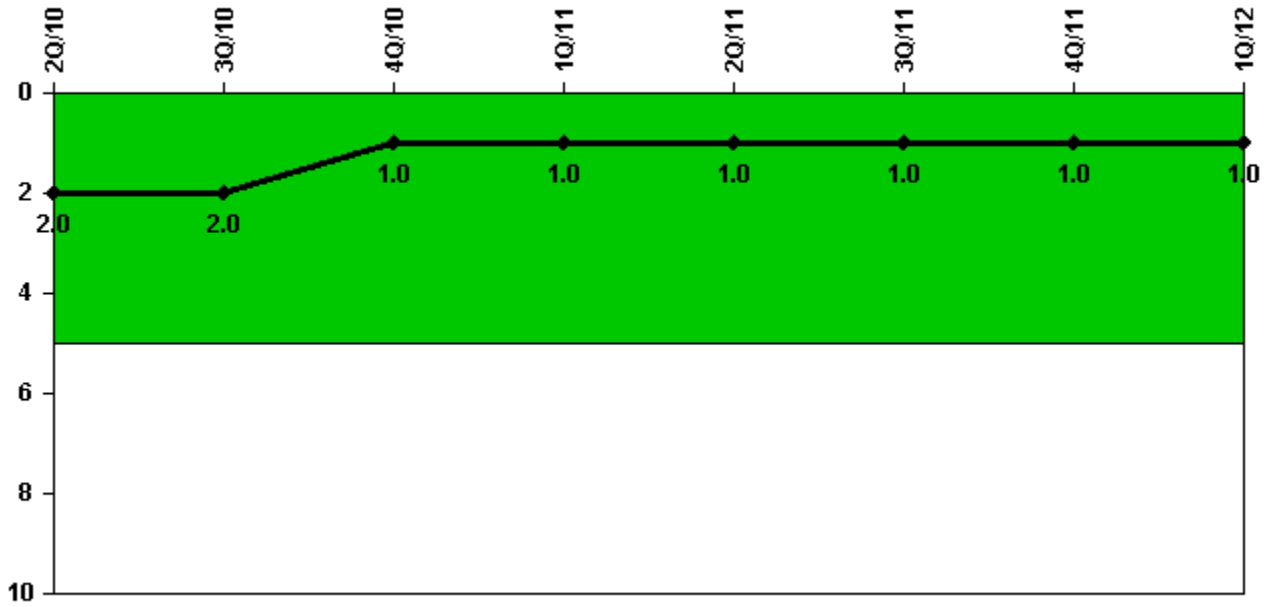
Thresholds: White > 1.0

## Notes

Unplanned Scrams with Complications	2Q/10	3Q/10	4Q/10	1Q/11	2Q/11	3Q/11	4Q/11	1Q/12
Scrams with complications	0	0	0	0	0	0	0	0
Indicator value	0.0	0.0	0.0	0.0	0.0	0.0	0.0	0.0

Licensee Comments: none

## Safety System Functional Failures (PWR)



Thresholds: White > 5.0


### Notes

Safety System Functional Failures (PWR)	2Q/10	3Q/10	4Q/10	1Q/11	2Q/11	3Q/11	4Q/11	1Q/12
Safety System Functional Failures	1	0	0	0	1	0	0	0
Indicator value	2	2	1	1	1	1	1	1

Licensee Comments:

2Q/11: LER-2011-003 reported on April 25, 2011, a TS required shutdown and a Safety System Functional Failure for a leak on the SW conventional essential header that caused flooding in the SW valve pit thereby preventing access to valves for accident mitigation.

# Mitigating Systems Performance Index, Emergency AC Power System



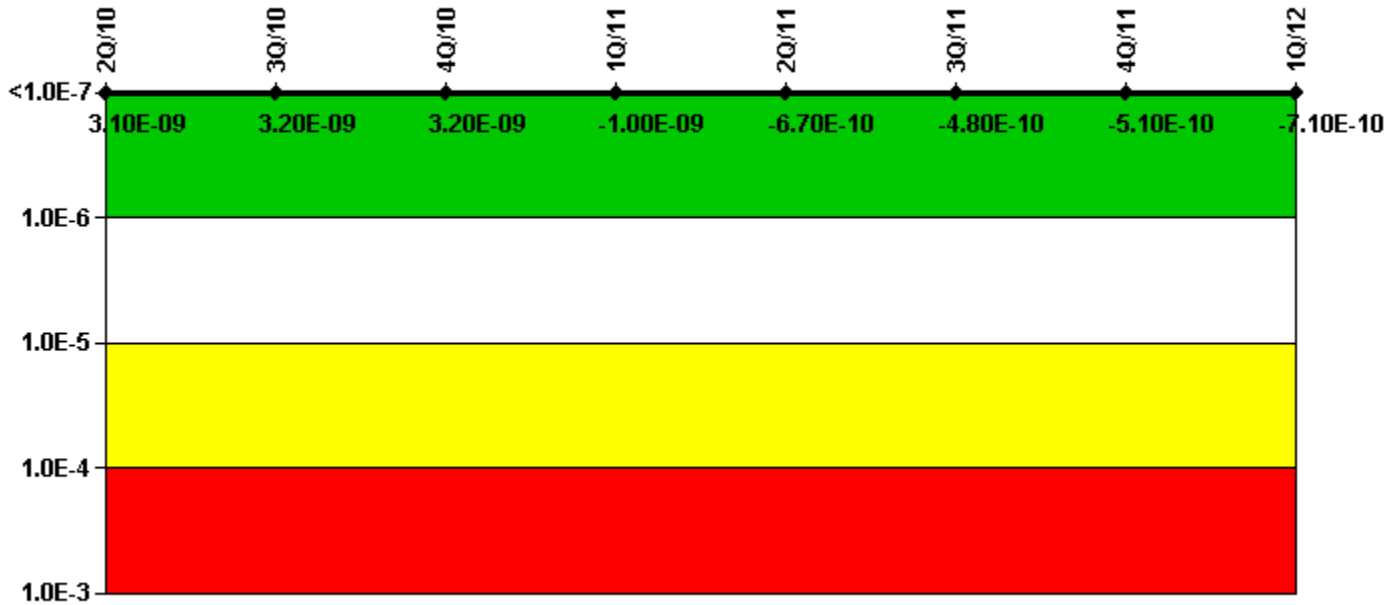
Thresholds: White > 1.00E-6 Yellow > 1.00E-5 Red > 1.00E-4

## Notes

Mitigating Systems Performance Index, Emergency AC Power System	2Q/10	3Q/10	4Q/10	1Q/11	2Q/11	3Q/11	4Q/11	1Q/12
UAI ( $\Delta$ CDF)	1.35E-07	1.41E-07	1.51E-07	1.62E-07	1.49E-07	1.76E-07	1.35E-07	1.44E-07
URI ( $\Delta$ CDF)	-2.99E-07	-2.98E-07	-2.05E-07	-2.20E-07	-2.25E-07	-1.35E-07	-1.29E-07	-1.02E-07
PLE	NO	NO	NO	NO	NO	NO	NO	NO
Indicator value	-1.60E-07	-1.60E-07	-5.40E-08	-5.90E-08	-7.60E-08	4.20E-08	6.40E-09	4.20E-08

Licensee Comments: none

# Mitigating Systems Performance Index, High Pressure Injection System




Thresholds: White > 1.00E-6 Yellow > 1.00E-5 Red > 1.00E-4

## Notes

Mitigating Systems Performance Index, High Pressure Injection System	2Q/10	3Q/10	4Q/10	1Q/11	2Q/11	3Q/11	4Q/11	1Q/12
UAI ( $\Delta$ CDF)	-1.39E-10	-1.55E-10	-1.56E-10	-3.00E-10	3.19E-11	2.29E-10	1.97E-10	-7.07E-11
URI ( $\Delta$ CDF)	3.27E-09	3.33E-09	3.40E-09	-7.34E-10	-7.05E-10	-7.11E-10	-7.11E-10	-6.42E-10
PLE	NO	NO	NO	NO	NO	NO	NO	NO
Indicator value	3.10E-09	3.20E-09	3.20E-09	-1.00E-09	-6.70E-10	-4.80E-10	-5.10E-10	-7.10E-10

Licensee Comments: none

# Mitigating Systems Performance Index, Heat Removal System



Thresholds: White > 1.00E-6 Yellow > 1.00E-5 Red > 1.00E-4

## Notes

Mitigating Systems Performance Index, Heat Removal System	2Q/10	3Q/10	4Q/10	1Q/11	2Q/11	3Q/11	4Q/11	1Q/12
UAI ( $\Delta$ CDF)	3.05E-08	-8.85E-09	1.17E-08	9.22E-08	1.15E-07	1.26E-07	1.18E-07	5.44E-08
URI ( $\Delta$ CDF)	-6.08E-08	-6.17E-08	-6.17E-08	-7.50E-08	-9.41E-08	-1.02E-07	-9.88E-08	-2.32E-07
PLE	NO	NO	NO	NO	NO	NO	NO	NO
Indicator value	-3.00E-08	-7.10E-08	-5.00E-08	1.70E-08	2.10E-08	2.30E-08	1.90E-08	-1.80E-07

Licensee Comments: none

# Mitigating Systems Performance Index, Residual Heat Removal System



Thresholds: White > 1.00E-6 Yellow > 1.00E-5 Red > 1.00E-4

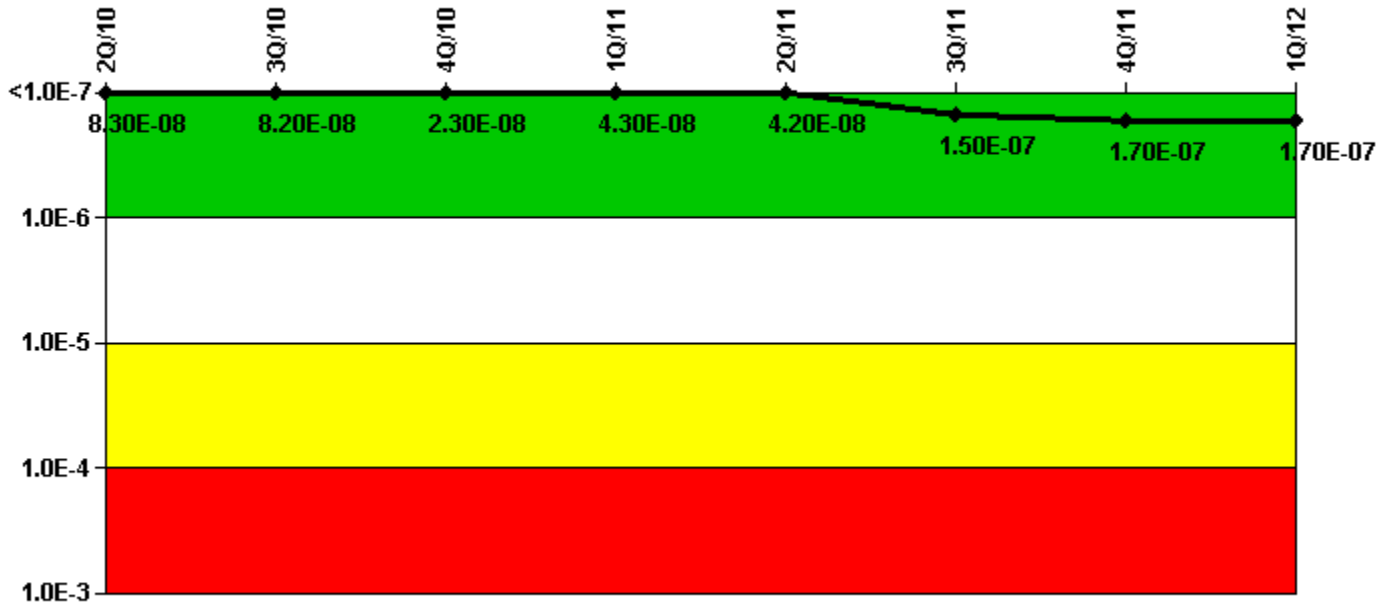
## Notes

Mitigating Systems Performance Index, Residual Heat Removal System	2Q/10	3Q/10	4Q/10	1Q/11	2Q/11	3Q/11	4Q/11	1Q/12
UAI ( $\Delta$ CDF)	-1.02E-08	-1.02E-08	-1.20E-08	-1.20E-08	-1.15E-08	-1.11E-08	-1.09E-08	-1.10E-08
URI ( $\Delta$ CDF)	-3.22E-09	-3.18E-09	-3.22E-09	-4.30E-09	-4.51E-09	-4.51E-09	-4.51E-09	-3.60E-09
PLE	NO	NO	NO	NO	NO	NO	NO	NO
Indicator value	-1.30E-08	-1.30E-08	-1.50E-08	-1.60E-08	-1.60E-08	-1.60E-08	-1.50E-08	-1.50E-08

Licensee Comments: none



# Mitigating Systems Performance Index, Cooling Water Systems



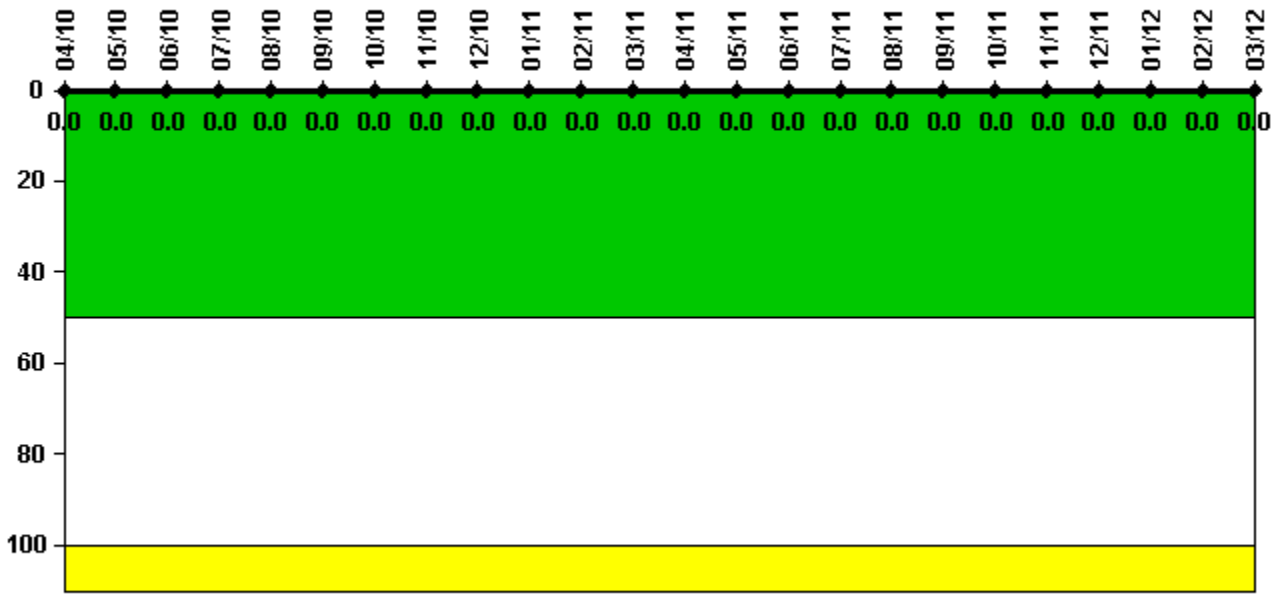
Thresholds: White > 1.00E-6 Yellow > 1.00E-5 Red > 1.00E-4

## Notes

Mitigating Systems Performance Index, Cooling Water Systems	2Q/10	3Q/10	4Q/10	1Q/11	2Q/11	3Q/11	4Q/11	1Q/12
UAI ( $\Delta$ CDF)	5.82E-08	5.75E-08	3.65E-08	5.68E-08	5.67E-08	1.59E-07	1.75E-07	1.79E-07
URI ( $\Delta$ CDF)	2.44E-08	2.45E-08	-1.35E-08	-1.39E-08	-1.44E-08	-7.75E-09	-8.01E-09	-7.73E-09
PLE	NO	NO	NO	NO	NO	NO	NO	NO
Indicator value	8.30E-08	8.20E-08	2.30E-08	4.30E-08	4.20E-08	1.50E-07	1.70E-07	1.70E-07

Licensee Comments: none

# Reactor Coolant System Activity



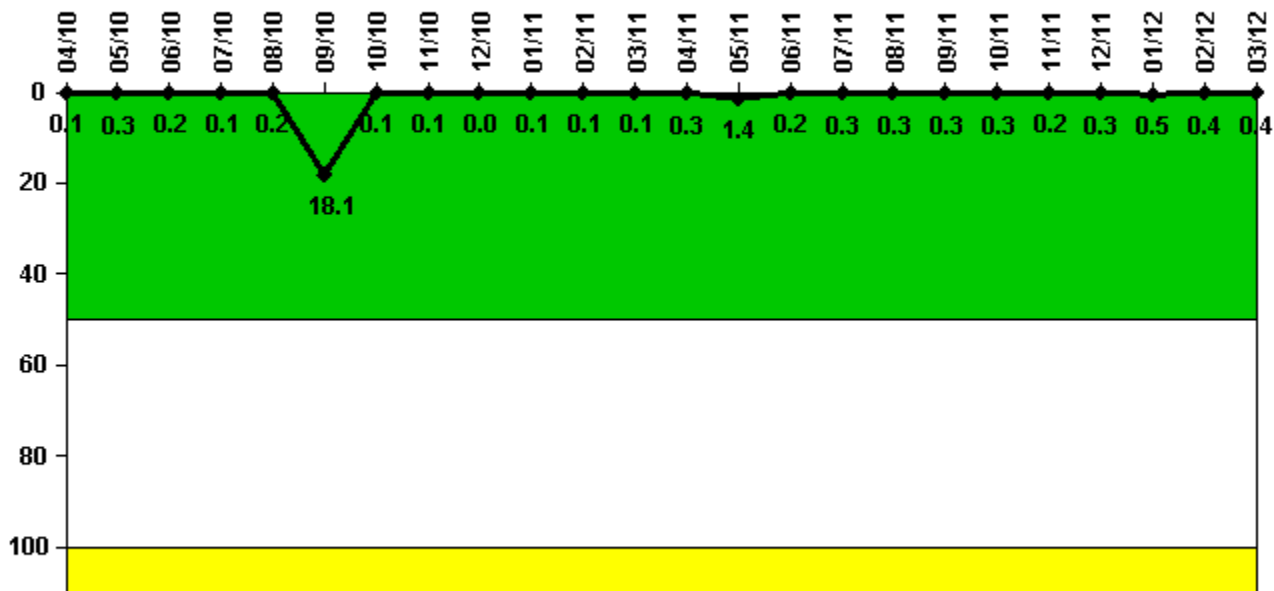
Thresholds: White > 50.0 Yellow > 100.0

## Notes

Reactor Coolant System Activity	4/10	5/10	6/10	7/10	8/10	9/10	10/10	11/10	12/10	1/11	2/11	3/11
Maximum activity	0.000244	0.000244	0.000245	0.000257	0.000301	0.000301	0.000313	0.000294	0.000303	0.000292	0.000324	0.000253
Technical specification limit	1.0	1.0	1.0	1.0	1.0	1.0	1.0	1.0	1.0	1.0	1.0	1.0
Indicator value	0	0	0	0	0	0	0	0	0	0	0	0
Reactor Coolant System Activity	4/11	5/11	6/11	7/11	8/11	9/11	10/11	11/11	12/11	1/12	2/12	3/12
Maximum activity	0.000125	0.000135	0.000137	0.000142	0.000158	0.000153	0.000171	0.000164	0.000174	0.000186	0.000292	0.000206
Technical specification limit	1.0	1.0	1.0	1.0	1.0	1.0	1.0	1.0	1.0	1.0	1.0	1.0
Indicator value	0	0	0	0	0	0	0	0	0	0	0	0

Licensee Comments: none

## Reactor Coolant System Leakage



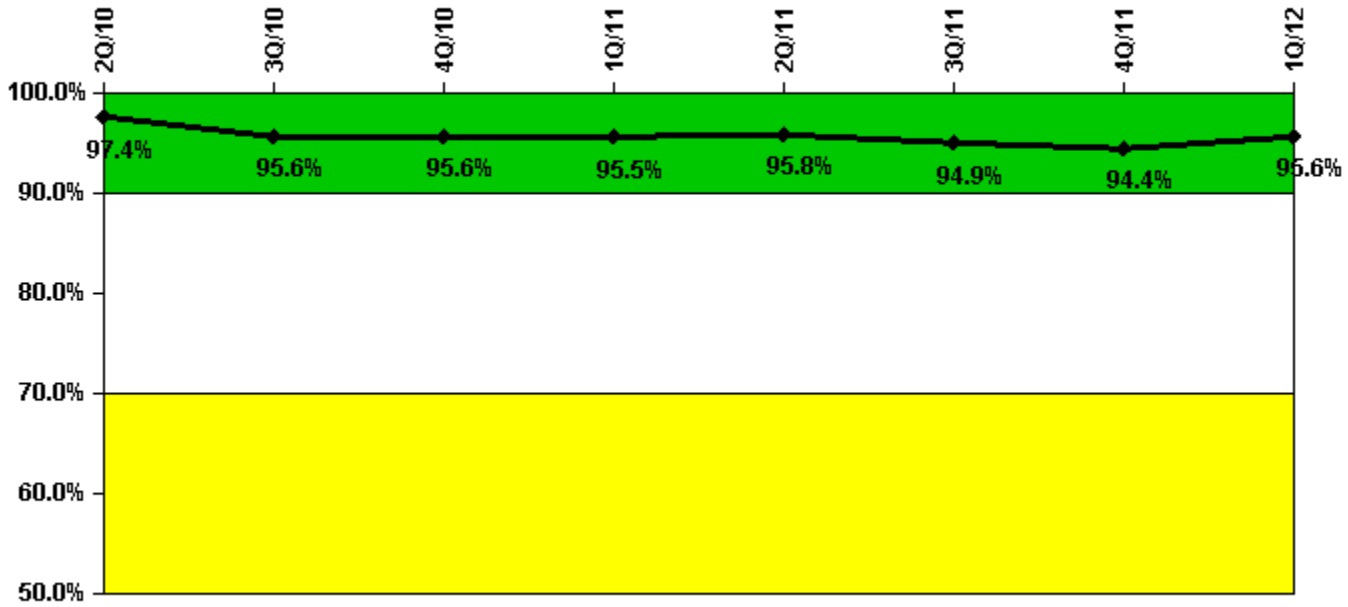
Thresholds: White > 50.0 Yellow > 100.0

### Notes

<b>Reactor Coolant System Leakage</b>	<b>4/10</b>	<b>5/10</b>	<b>6/10</b>	<b>7/10</b>	<b>8/10</b>	<b>9/10</b>	<b>10/10</b>	<b>11/10</b>	<b>12/10</b>	<b>1/11</b>	<b>2/11</b>	<b>3/11</b>
Maximum leakage	0.010	0.030	0.020	0.010	0.020	1.810	0.010	0.010	0	0.010	0.010	0.010
Technical specification limit	10.0	10.0	10.0	10.0	10.0	10.0	10.0	10.0	10.0	10.0	10.0	10.0
Indicator value	0.1	0.3	0.2	0.1	0.2	18.1	0.1	0.1	0	0.1	0.1	0.1
<b>Reactor Coolant System Leakage</b>	<b>4/11</b>	<b>5/11</b>	<b>6/11</b>	<b>7/11</b>	<b>8/11</b>	<b>9/11</b>	<b>10/11</b>	<b>11/11</b>	<b>12/11</b>	<b>1/12</b>	<b>2/12</b>	<b>3/12</b>
Maximum leakage	0.030	0.140	0.020	0.030	0.030	0.030	0.030	0.020	0.030	0.050	0.040	0.040
Technical specification limit	10.0	10.0	10.0	10.0	10.0	10.0	10.0	10.0	10.0	10.0	10.0	10.0
Indicator value	0.3	1.4	0.2	0.3	0.3	0.3	0.3	0.2	0.3	0.5	0.4	0.4

Licensee Comments: none

## Drill/Exercise Performance



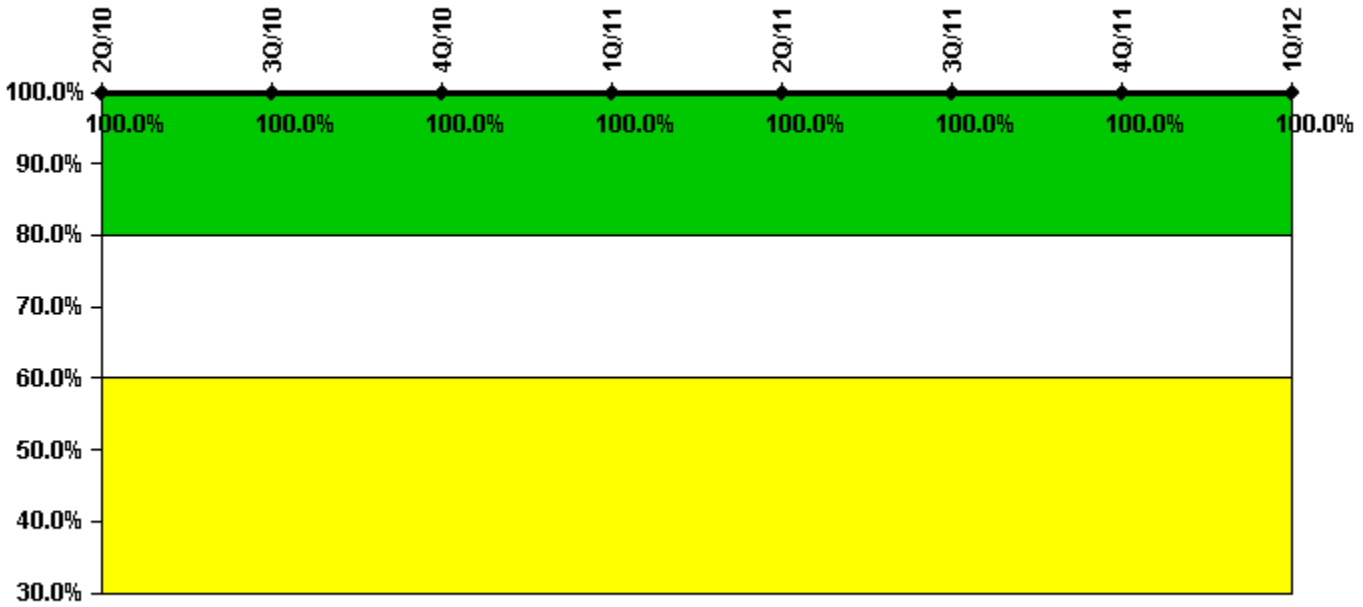
Thresholds: White < 90.0% Yellow < 70.0%

### Notes

Drill/Exercise Performance	2Q/10	3Q/10	4Q/10	1Q/11	2Q/11	3Q/11	4Q/11	1Q/12
Successful opportunities	46.0	97.0	55.0	19.0	66.0	143.0	14.0	131.0
Total opportunities	48.0	108.0	56.0	21.0	66.0	151.0	16.0	131.0
Indicator value	97.4%	95.6%	95.6%	95.5%	95.8%	94.9%	94.4%	95.6%

Licensee Comments: none

## ERO Drill Participation



Thresholds: White < 80.0% Yellow < 60.0%

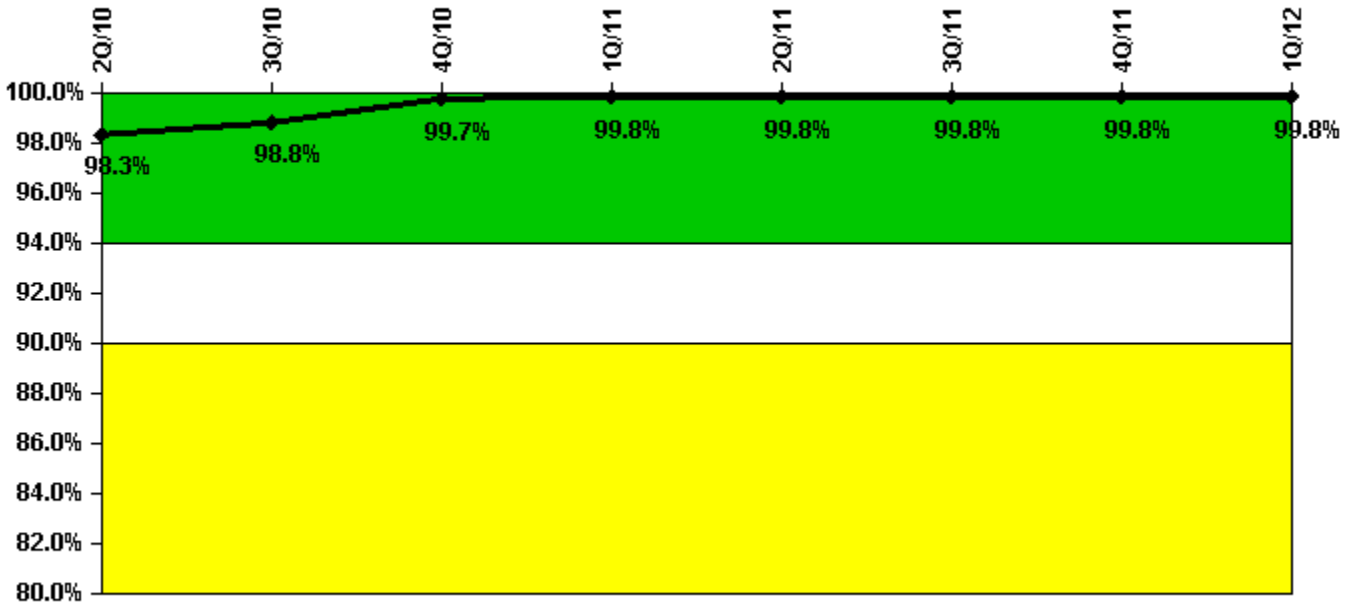
### Notes

ERO Drill Participation	2Q/10	3Q/10	4Q/10	1Q/11	2Q/11	3Q/11	4Q/11	1Q/12
Participating Key personnel	113.0	107.0	104.0	102.0	102.0	105.0	104.0	106.0
Total Key personnel	113.0	107.0	104.0	102.0	102.0	105.0	104.0	106.0
Indicator value	100.0%	100.0%	100.0%	100.0%	100.0%	100.0%	100.0%	100.0%

Licensee Comments: none

---

# Alert & Notification System



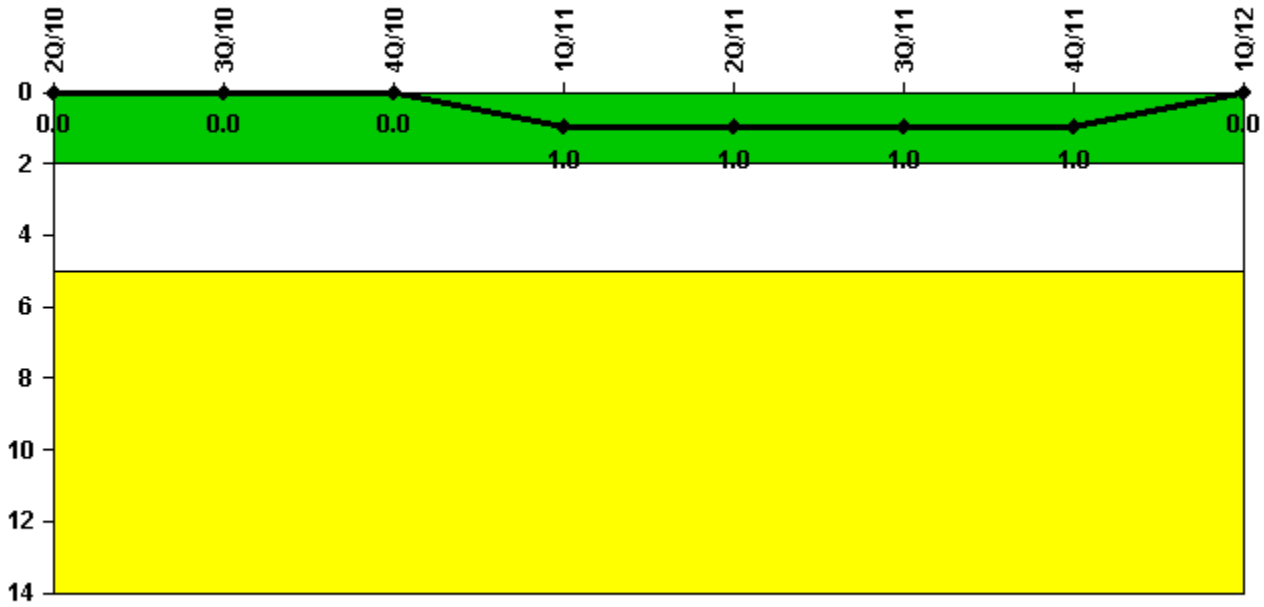
**Thresholds:** White < 94.0% Yellow < 90.0%

## Notes

Alert & Notification System	2Q/10	3Q/10	4Q/10	1Q/11	2Q/11	3Q/11	4Q/11	1Q/12
Successful siren-tests	878	1065	956	1012	1176	1201	993	956
Total sirens-tests	881	1067	957	1013	1179	1204	996	957
Indicator value	98.3%	98.8%	99.7%	99.8%	99.8%	99.8%	99.8%	99.8%

Licensee Comments: none

## Occupational Exposure Control Effectiveness



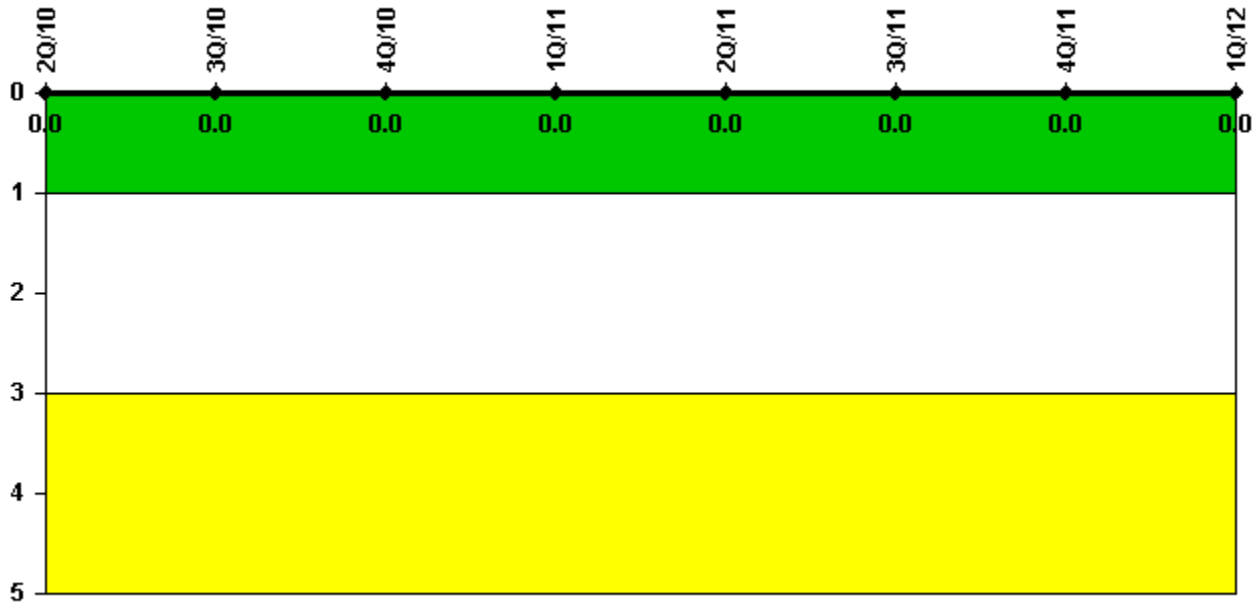
Thresholds: White > 2.0 Yellow > 5.0

### Notes

Occupational Exposure Control Effectiveness	2Q/10	3Q/10	4Q/10	1Q/11	2Q/11	3Q/11	4Q/11	1Q/12
High radiation area occurrences	0	0	0	1	0	0	0	0
Very high radiation area occurrences	0	0	0	0	0	0	0	0
Unintended exposure occurrences	0	0	0	0	0	0	0	0
<b>Indicator value</b>	<b>0</b>	<b>0</b>	<b>0</b>	<b>1</b>	<b>1</b>	<b>1</b>	<b>1</b>	<b>0</b>

Licensee Comments: none

## RETS/ODCM Radiological Effluent



Thresholds: White > 1.0 Yellow > 3.0

### Notes

RETS/ODCM Radiological Effluent	2Q/10	3Q/10	4Q/10	1Q/11	2Q/11	3Q/11	4Q/11	1Q/12
RETS/ODCM occurrences	0	0	0	0	0	0	0	0
Indicator value	0	0	0	0	0	0	0	0

Licensee Comments: none

[Security](#) information not publicly available.