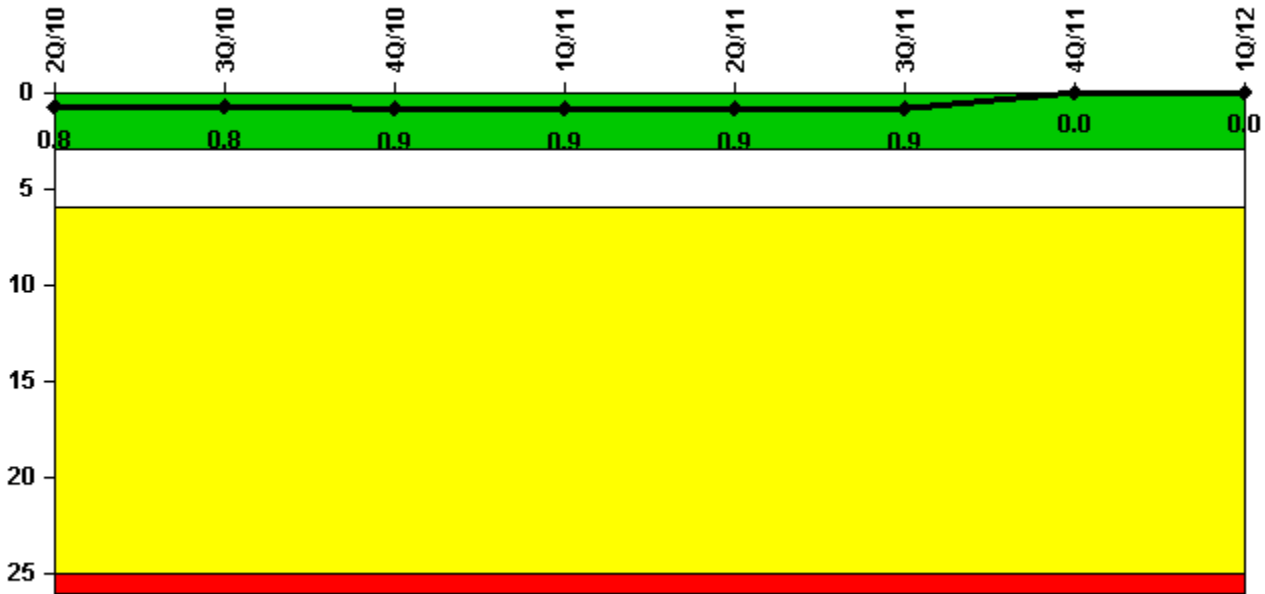


Dresden 3

1Q/2012 Performance Indicators

Licensee's General Comments: none

Unplanned Scrams per 7000 Critical Hrs



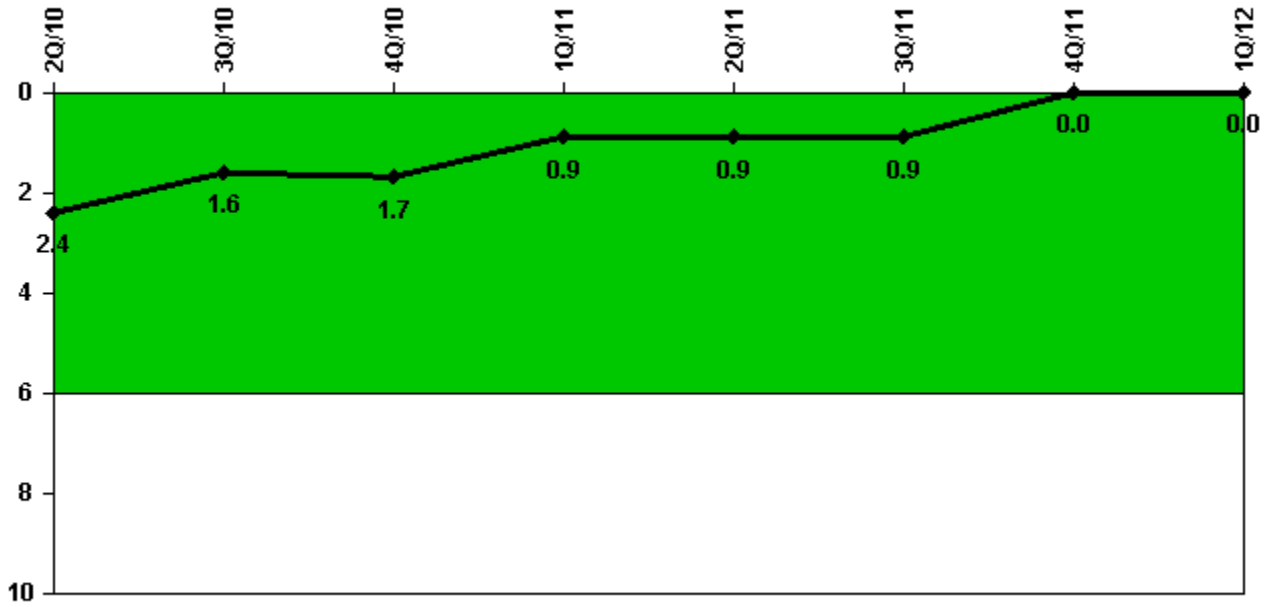
Thresholds: White > 3.0 Yellow > 6.0 Red > 25.0

Notes

Unplanned Scrams per 7000 Critical Hrs	2Q/10	3Q/10	4Q/10	1Q/11	2Q/11	3Q/11	4Q/11	1Q/12
Unplanned scrams	0	0	1.0	0	0	0	0	0
Critical hours	2184.0	2208.0	1568.7	2159.0	2184.0	2208.0	2209.0	2183.0
Indicator value	0.8	0.8	0.9	0.9	0.9	0.9	0	0

Licensee Comments: none

Unplanned Power Changes per 7000 Critical Hrs



Thresholds: White > 6.0

Notes

Unplanned Power Changes per 7000 Critical Hrs	2Q/10	3Q/10	4Q/10	1Q/11	2Q/11	3Q/11	4Q/11	1Q/12
Unplanned power changes	0	0	1.0	0	0	0	0	0
Critical hours	2184.0	2208.0	1568.7	2159.0	2184.0	2208.0	2209.0	2183.0
Indicator value	2.4	1.6	1.7	0.9	0.9	0.9	0	0

Licensee Comments: none

Unplanned Scrams with Complications



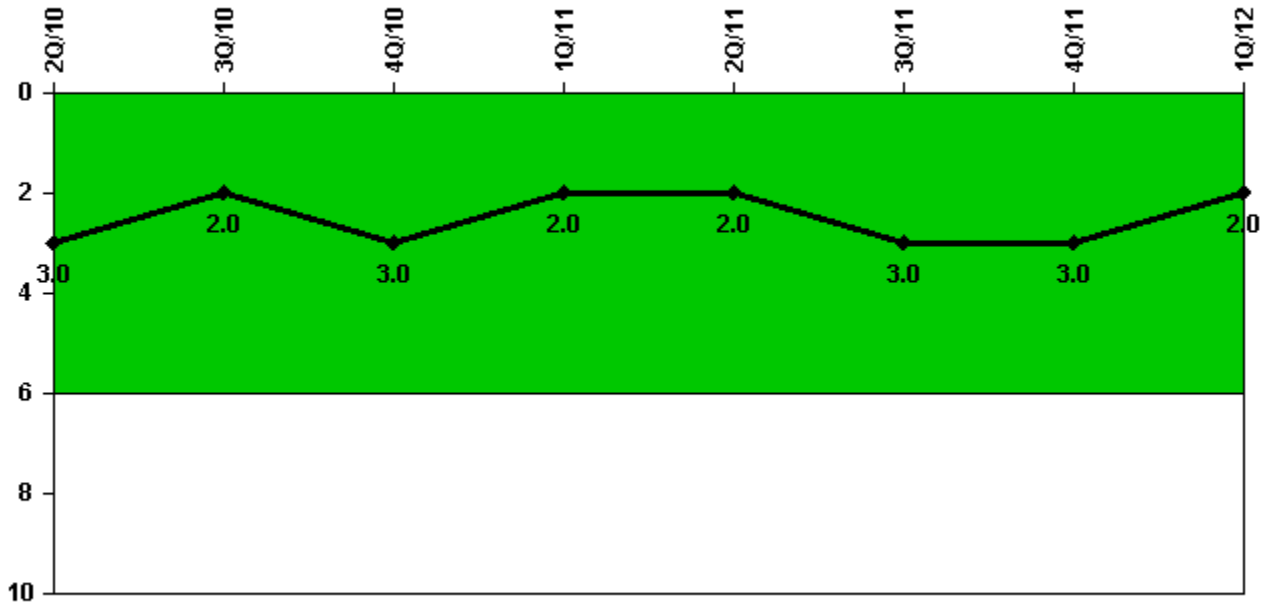
Thresholds: White > 1.0

Notes

Unplanned Scrams with Complications	2Q/10	3Q/10	4Q/10	1Q/11	2Q/11	3Q/11	4Q/11	1Q/12
Scrams with complications	0	0	0	0	0	0	0	0
Indicator value	0.0	0.0	0.0	0.0	0.0	0.0	0.0	0.0

Licensee Comments: none

Safety System Functional Failures (BWR)



Thresholds: White > 6.0

Notes

Safety System Functional Failures (BWR)	2Q/10	3Q/10	4Q/10	1Q/11	2Q/11	3Q/11	4Q/11	1Q/12
Safety System Functional Failures	0	0	1	1	0	1	1	0
Indicator value	3	2	3	2	2	3	3	2

Licensee Comments:


4Q/11: LER 237-2011-004-00, Personnel Error Results in Control Room Emergency Ventilation Air Conditioning System Inoperability, dated 12/16/2011

3Q/11: LER 237/2011-001-00, Loss of CCSW System due to Stop Log Installation, dated 7/18/2011

1Q/11: Licensee Event Report 249/2010-003-00, "Steam Leak Results in HPCI Inoperability," submitted on 1/25/2011

4Q/10: Licensee Event Report 249/2010-002-00, "MSIV Leakage Exceeds Technical Specifications Allowable Limits," submitted on 12/29/2010

Mitigating Systems Performance Index, Emergency AC Power System



Thresholds: White > 1.00E-6 Yellow > 1.00E-5 Red > 1.00E-4


Notes

Mitigating Systems Performance Index, Emergency AC Power System	2Q/10	3Q/10	4Q/10	1Q/11	2Q/11	3Q/11	4Q/11	1Q/12
UAI (Δ CDF)	-4.44E-11	-4.48E-11	-3.24E-11	-3.59E-11	-9.16E-11	3.75E-10	5.54E-10	1.54E-09
URI (Δ CDF)	4.87E-09	4.86E-09	5.08E-09	5.07E-09	8.08E-10	2.54E-09	2.37E-09	2.44E-09
PLE	NO	NO	NO	NO	NO	NO	NO	NO
Indicator value	4.80E-09	4.80E-09	5.00E-09	5.00E-09	7.20E-10	2.90E-09	2.90E-09	4.00E-09

Licensee Comments:

4Q/11: The MSPI basis document was revised in late November 2011. The revision (Revision 9) added the Diesel Oil Fuel Transfer Pump to the EDG super component boundary and designated the pump train as a monitored component in accordance with the resolution to FAQ 484. The FAQ resolution has an effective date of 1/1/2012. Therefore, there was no effect on the EDG MSPI data during November or December 2011.

Mitigating Systems Performance Index, High Pressure Injection System




Thresholds: White > 1.00E-6 Yellow > 1.00E-5 Red > 1.00E-4

Notes

Mitigating Systems Performance Index, High Pressure Injection System	2Q/10	3Q/10	4Q/10	1Q/11	2Q/11	3Q/11	4Q/11	1Q/12
UAI (Δ CDF)	-1.32E-08	-3.14E-08	-2.55E-08	-1.24E-08	-1.92E-09	1.66E-08	-2.60E-08	1.31E-09
URI (Δ CDF)	-6.57E-08	-6.57E-08	-6.57E-08	-6.57E-08	-6.57E-08	-6.57E-08	-6.57E-08	-6.56E-08
PLE	NO	NO	NO	NO	NO	NO	NO	NO
Indicator value	-7.90E-08	-9.70E-08	-9.10E-08	-7.80E-08	-6.80E-08	-4.90E-08	-9.20E-08	-6.40E-08

Licensee Comments: none

Mitigating Systems Performance Index, Heat Removal System




Thresholds: White > 1.00E-6 Yellow > 1.00E-5 Red > 1.00E-4

Notes

Mitigating Systems Performance Index, Heat Removal System	2Q/10	3Q/10	4Q/10	1Q/11	2Q/11	3Q/11	4Q/11	1Q/12
UAI (Δ CDF)	-6.25E-09	-6.25E-09	-6.25E-09	-6.25E-09	-6.25E-09	-6.25E-09	-6.25E-09	-6.25E-09
URI (Δ CDF)	-1.13E-10	-1.13E-10	-1.13E-10	-1.13E-10	-1.13E-10	-1.13E-10	-1.13E-10	-1.13E-10
PLE	NO	NO	NO	NO	NO	NO	NO	NO
Indicator value	-6.40E-09	-6.40E-09	-6.40E-09	-6.40E-09	-6.40E-09	-6.40E-09	-6.40E-09	-6.40E-09

Licensee Comments: none

Mitigating Systems Performance Index, Residual Heat Removal System




Thresholds: White > 1.00E-6 Yellow > 1.00E-5 Red > 1.00E-4

Notes

Mitigating Systems Performance Index, Residual Heat Removal System	2Q/10	3Q/10	4Q/10	1Q/11	2Q/11	3Q/11	4Q/11	1Q/12
UAI (Δ CDF)	2.63E-10	2.60E-10	3.47E-10	3.56E-10	-1.23E-10	-1.23E-10	-1.47E-10	-2.21E-10
URI (Δ CDF)	-5.39E-10	-5.46E-10	-5.66E-10	-5.62E-10	-5.49E-10	-5.51E-10	-5.16E-10	-4.80E-10
PLE	NO	NO	NO	NO	NO	NO	NO	NO
Indicator value	-2.80E-10	-2.90E-10	-2.20E-10	-2.10E-10	-6.70E-10	-6.70E-10	-6.60E-10	-7.00E-10

Licensee Comments: none

Mitigating Systems Performance Index, Cooling Water Systems



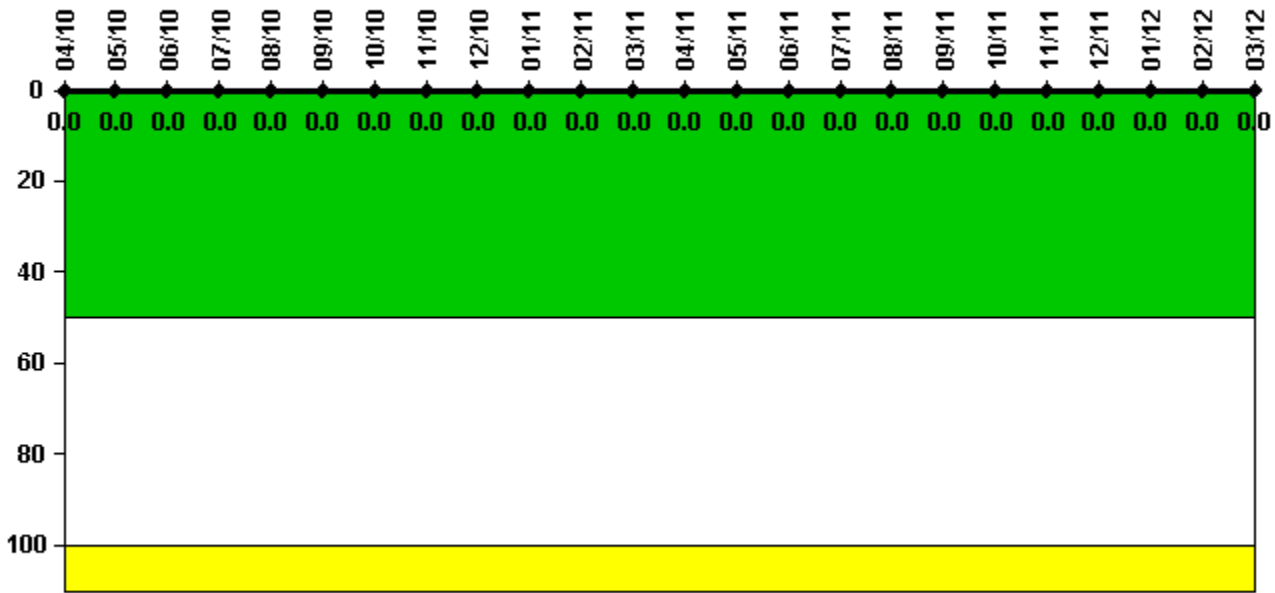
Thresholds: White > 1.00E-6 Yellow > 1.00E-5 Red > 1.00E-4

Notes

Mitigating Systems Performance Index, Cooling Water Systems	2Q/10	3Q/10	4Q/10	1Q/11	2Q/11	3Q/11	4Q/11	1Q/12
UAI (Δ CDF)	8.32E-12	8.32E-12	1.45E-10	1.44E-10	2.02E-10	2.02E-10	1.99E-10	1.98E-10
URI (Δ CDF)	-1.14E-11	-1.15E-11	-1.16E-11	-1.15E-11	-1.10E-11	-1.10E-11	-1.02E-11	-9.02E-12
PLE	NO	NO	NO	NO	NO	NO	NO	NO
Indicator value	-3.10E-12	-3.20E-12	1.30E-10	1.30E-10	1.90E-10	1.90E-10	1.90E-10	1.90E-10

Licensee Comments: none

Reactor Coolant System Activity



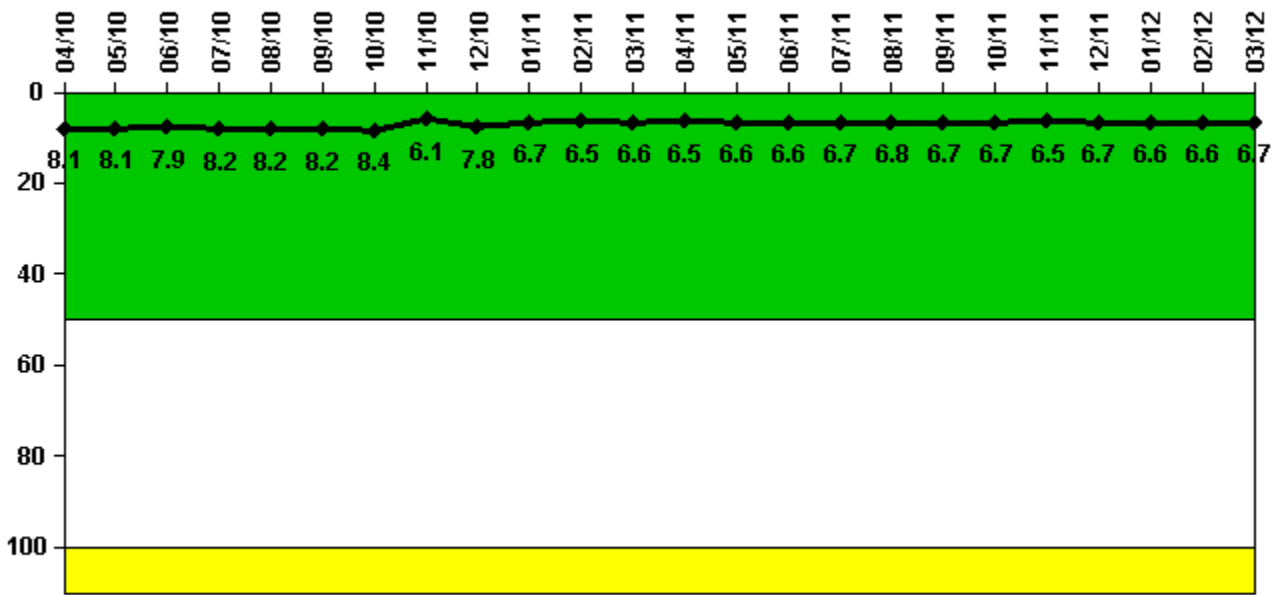
Thresholds: White > 50.0 Yellow > 100.0

Notes

Reactor Coolant System Activity	4/10	5/10	6/10	7/10	8/10	9/10	10/10	11/10	12/10	1/11	2/11	3/11
Maximum activity	0.000009	0.000010	0.000006	0.000006	0.000007	0.000015	0.000008	0.000004	0.000013	0.000007	0.000007	0.000005
Technical specification limit	0.2	0.2	0.2	0.2	0.2	0.2	0.2	0.2	0.2	0.2	0.2	0.2
Indicator value	0	0	0	0	0	0	0	0	0	0	0	0
Reactor Coolant System Activity	4/11	5/11	6/11	7/11	8/11	9/11	10/11	11/11	12/11	1/12	2/12	3/12
Maximum activity	0.000005	0.000007	0.000008	0.000005	0.000011	0.000011	0.000012	0.000012	0.000014	0.000013	0.000013	0.000017
Technical specification limit	0.2	0.2	0.2	0.2	0.2	0.2	0.2	0.2	0.2	0.2	0.2	0.2
Indicator value	0	0	0	0	0	0	0	0	0	0	0	0

Licensee Comments: none

Reactor Coolant System Leakage



Thresholds: White > 50.0 Yellow > 100.0

Notes

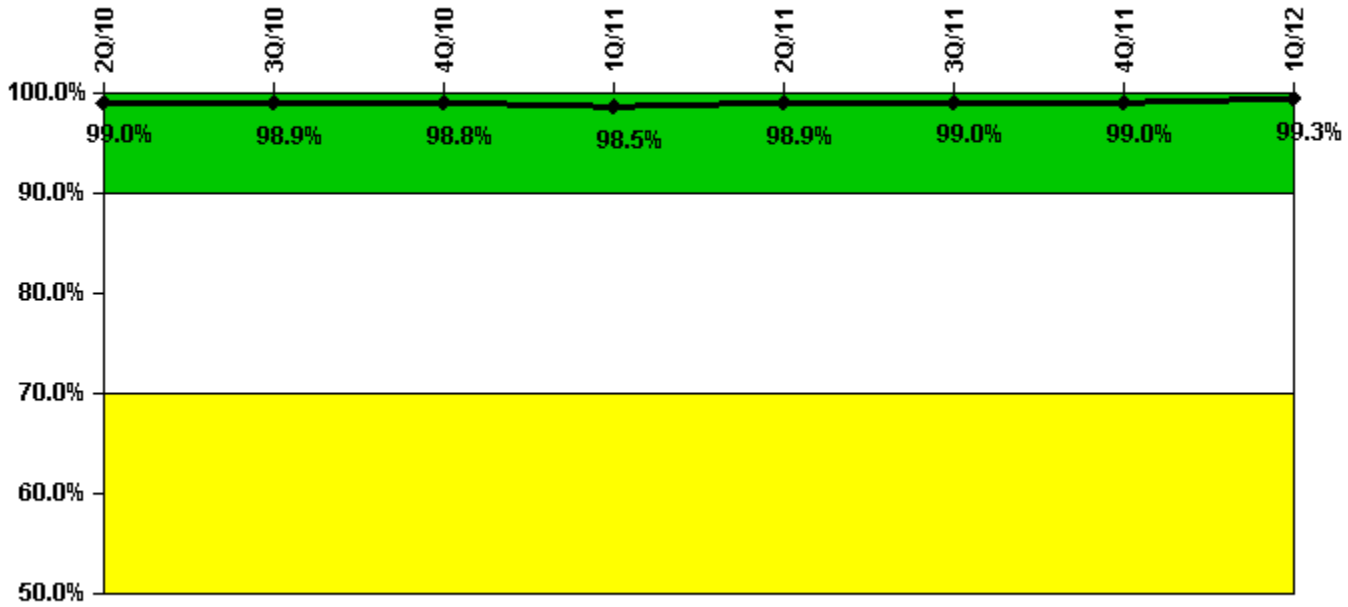
Reactor Coolant System Leakage	4/10	5/10	6/10	7/10	8/10	9/10	10/10	11/10	12/10	1/11	2/11	3/11
Maximum leakage	2.035	2.028	1.978	2.057	2.038	2.048	2.103	1.535	1.938	1.668	1.635	1.648
Technical specification limit	25.0	25.0	25.0	25.0	25.0	25.0	25.0	25.0	25.0	25.0	25.0	25.0
Indicator value	8.1	8.1	7.9	8.2	8.2	8.2	8.4	6.1	7.8	6.7	6.5	6.6
Reactor Coolant System Leakage	4/11	5/11	6/11	7/11	8/11	9/11	10/11	11/11	12/11	1/12	2/12	3/12
Maximum leakage	1.633	1.647	1.657	1.670	1.690	1.675	1.672	1.637	1.675	1.657	1.648	1.663
Technical specification limit	25.0	25.0	25.0	25.0	25.0	25.0	25.0	25.0	25.0	25.0	25.0	25.0
Indicator value	6.5	6.6	6.6	6.7	6.8	6.7	6.7	6.5	6.7	6.6	6.6	6.7

Licensee Comments:

9/10: Maximum RCS Identified Leakage value was corrected to be the same as Maximum RCS Total Leakage value per NEI 99-02, Rev. 6 guidance. This change affects January - September 2010 RCS leakage data. Indicator color was not affected by this change.

6/10: Maximum RCS Identified Leakage value was corrected to be the same as Maximum RCS Total Leakage value per NEI 99-02, Rev. 6 guidance. This change affects January - September 2010 RCS leakage data. Indicator color was not affected by this change.

Drill/Exercise Performance



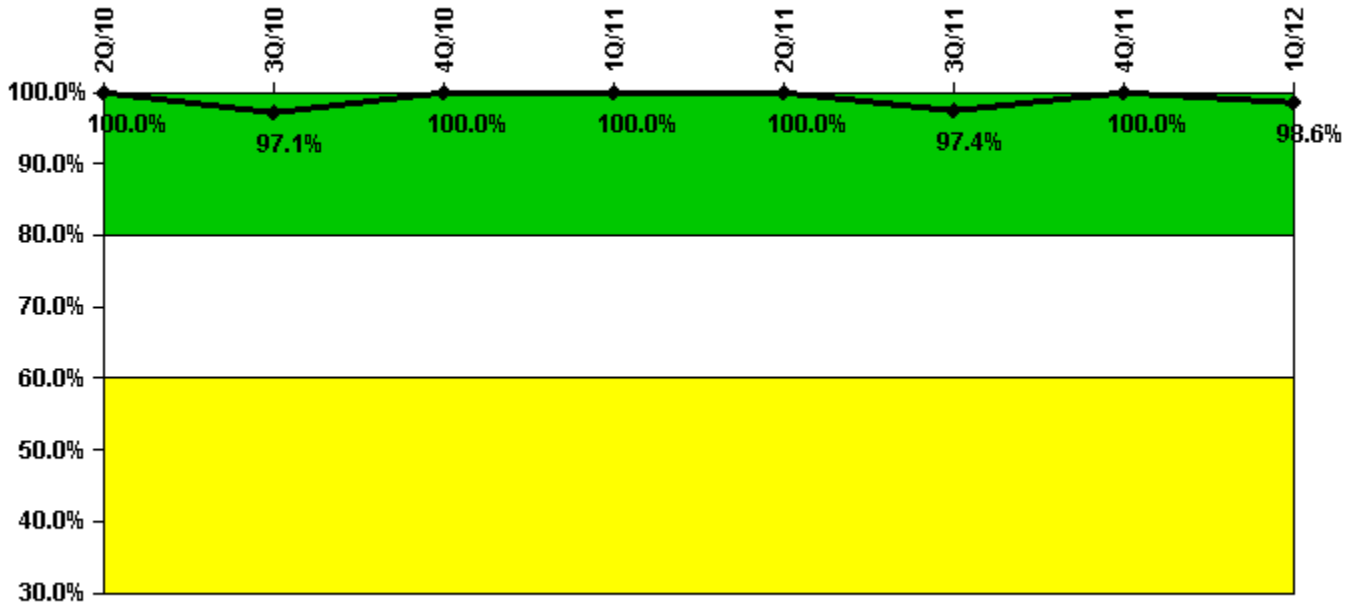
Thresholds: White < 90.0% Yellow < 70.0%

Notes

Drill/Exercise Performance	2Q/10	3Q/10	4Q/10	1Q/11	2Q/11	3Q/11	4Q/11	1Q/12
Successful opportunities	39.0	6.0	8.0	63.0	46.0	62.0	24.0	48.0
Total opportunities	40.0	6.0	8.0	64.0	46.0	62.0	24.0	48.0
Indicator value	99.0%	98.9%	98.8%	98.5%	98.9%	99.0%	99.0%	99.3%

Licensee Comments: none

ERO Drill Participation



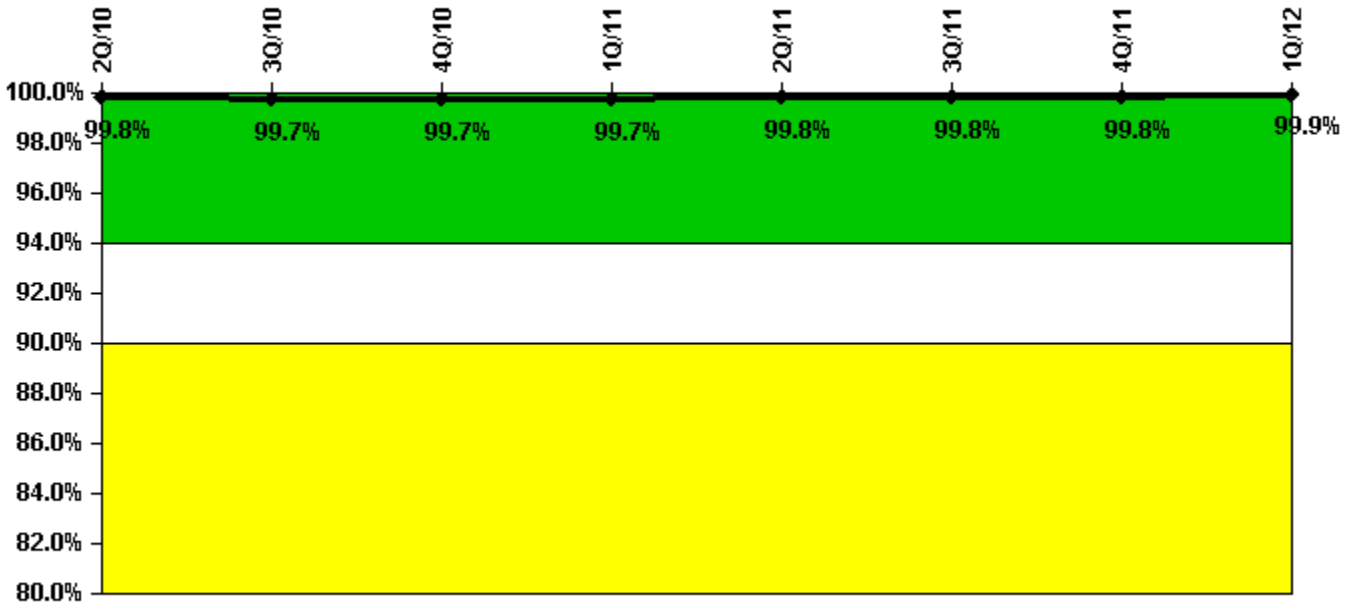
Thresholds: White < 80.0% Yellow < 60.0%

Notes

ERO Drill Participation	2Q/10	3Q/10	4Q/10	1Q/11	2Q/11	3Q/11	4Q/11	1Q/12
Participating Key personnel	71.0	66.0	68.0	70.0	71.0	74.0	74.0	72.0
Total Key personnel	71.0	68.0	68.0	70.0	71.0	76.0	74.0	73.0
Indicator value	100.0%	97.1%	100.0%	100.0%	100.0%	97.4%	100.0%	98.6%

Licensee Comments: none

Alert & Notification System



Thresholds: White < 94.0% Yellow < 90.0%

Notes

Alert & Notification System	2Q/10	3Q/10	4Q/10	1Q/11	2Q/11	3Q/11	4Q/11	1Q/12
Successful siren-tests	2929	2979	2988	2940	2936	2940	2940	2989
Total sirens-tests	2944	2990	2990	2944	2944	2944	2944	2990
Indicator value	99.8%	99.7%	99.7%	99.7%	99.8%	99.8%	99.8%	99.9%

Licensee Comments: none

Occupational Exposure Control Effectiveness



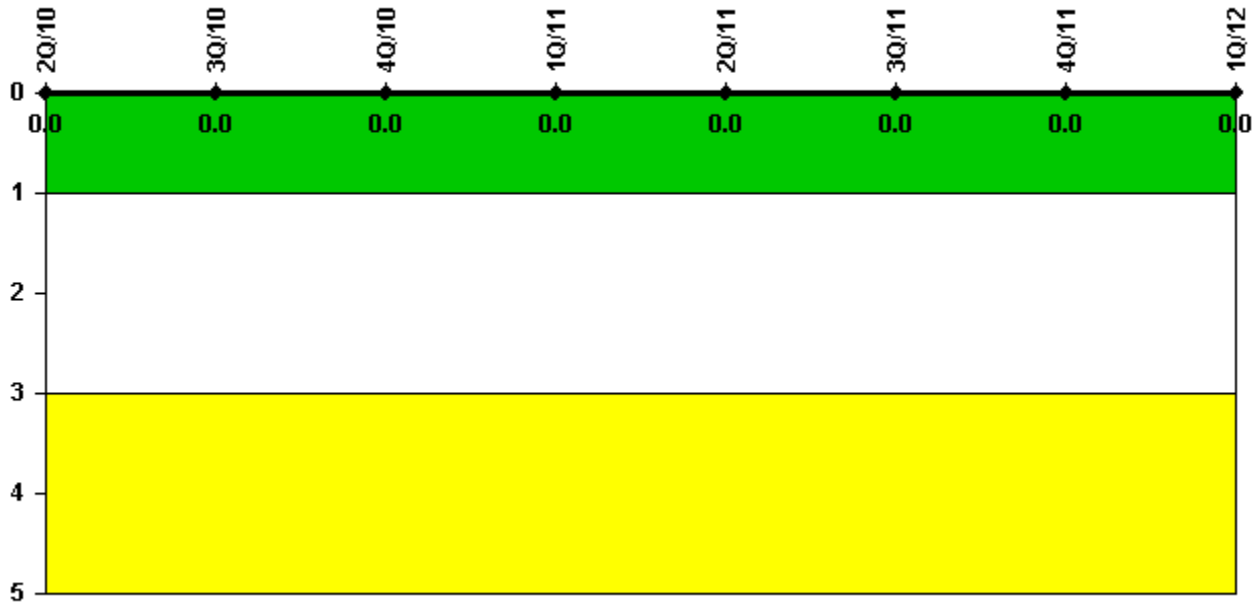
Thresholds: White > 2.0 Yellow > 5.0

Notes

Occupational Exposure Control Effectiveness	2Q/10	3Q/10	4Q/10	1Q/11	2Q/11	3Q/11	4Q/11	1Q/12
High radiation area occurrences	0	0	0	0	0	0	0	0
Very high radiation area occurrences	0	0	0	0	0	0	0	0
Unintended exposure occurrences	0	0	0	0	0	0	0	0
Indicator value	0	0	0	0	0	0	0	0

Licensee Comments: none

RETS/ODCM Radiological Effluent



Thresholds: White > 1.0 Yellow > 3.0

Notes

RETS/ODCM Radiological Effluent	2Q/10	3Q/10	4Q/10	1Q/11	2Q/11	3Q/11	4Q/11	1Q/12
RETS/ODCM occurrences	0	0	0	0	0	0	0	0
Indicator value	0	0	0	0	0	0	0	0

Licensee Comments: none

[Security](#) information not publicly available.