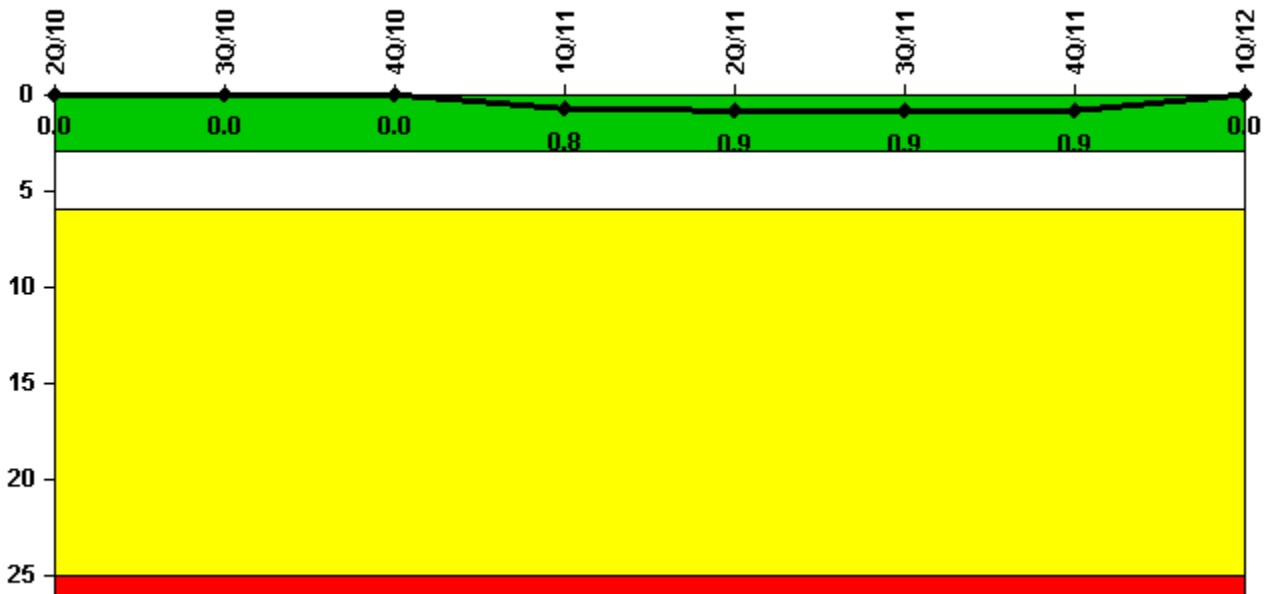


Diablo Canyon 2

1Q/2012 Performance Indicators

Licensee's General Comments: none

Unplanned Scrams per 7000 Critical Hrs



Thresholds: White > 3.0 Yellow > 6.0 Red > 25.0

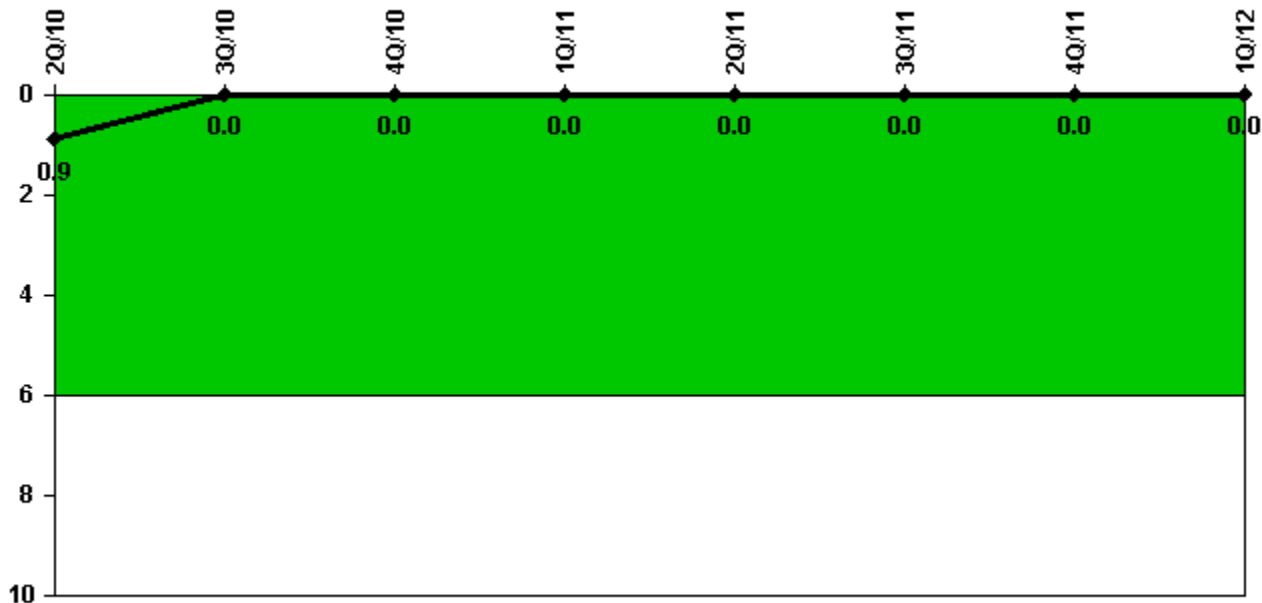
Notes

Unplanned Scrams per 7000 Critical Hrs	2Q/10	3Q/10	4Q/10	1Q/11	2Q/11	3Q/11	4Q/11	1Q/12
Unplanned scrams	0	0	0	1.0	0	0	0	0
Critical hours	2184.0	2208.0	2209.0	2052.5	1340.4	2208.0	2209.0	2183.0
Indicator value	0	0	0	0.8	0.9	0.9	0.9	0

Licensee Comments:

1Q/11: On March 26, 2011 at 1449 PDT operators at Diablo Canyon Power Plant Unit 2 manually initiated a reactor trip in response to loss of main feedwater pump 2-1. Reference NRC EN# 46701

Unplanned Power Changes per 7000 Critical Hrs



Thresholds: White > 6.0

Notes

Unplanned Power Changes per 7000 Critical Hrs	2Q/10	3Q/10	4Q/10	1Q/11	2Q/11	3Q/11	4Q/11	1Q/12
Unplanned power changes	0	0	0	0	0	0	0	0
Critical hours	2184.0	2208.0	2209.0	2052.5	1340.4	2208.0	2209.0	2183.0
Indicator value	0.9	0	0	0	0	0	0	0

Licensee Comments:

3Q/11: A Unit 2 power reduction on 09/02/2011 was excluded per NEI 99-02, Rev. 6, Appendix D as it was the result of high swells and ocean debris.

Unplanned Scrams with Complications



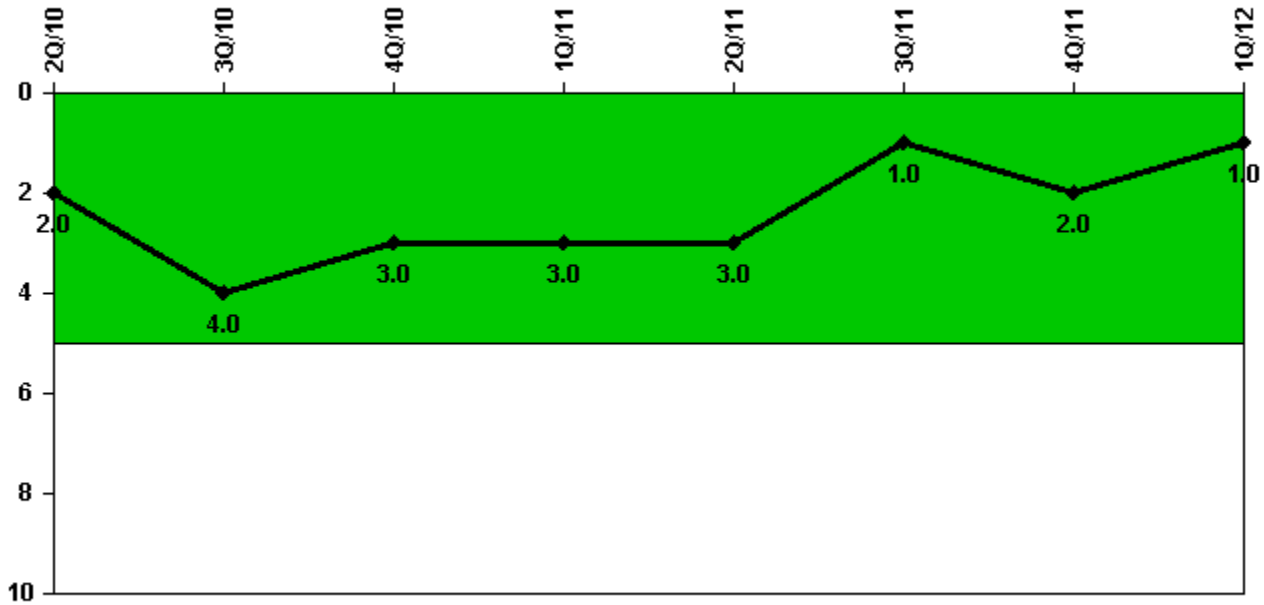
Thresholds: White > 1.0

Notes

Unplanned Scrams with Complications	2Q/10	3Q/10	4Q/10	1Q/11	2Q/11	3Q/11	4Q/11	1Q/12
Scrams with complications	0	0	0	0	0	0	0	0
Indicator value	0.0	0.0	0.0	0.0	0.0	0.0	0.0	0.0

Licensee Comments: none

Safety System Functional Failures (PWR)



Thresholds: White > 5.0

Notes

Safety System Functional Failures (PWR)	2Q/10	3Q/10	4Q/10	1Q/11	2Q/11	3Q/11	4Q/11	1Q/12
Safety System Functional Failures	0	2	0	1	0	0	1	0
Indicator value	2	4	3	3	3	1	2	1

Licensee Comments:


4Q/11: DCPD had a SSFF reported in LER 2011-006-0 (DCL-11-113) that reported a loss of control room envelope.

1Q/11: LER 1-2011-002 was submitted on March 11, 2011 for DCPD Unit 2 ABVS fans simultaneously secured due to a single failure vulnerability. TS 3.0.3 was entered for Unit 2 on 1/10/2011 at 1321 PST and exited on 1/10/2011 at 1342 PST.

3Q/10: LER 2-2009-003-00 "Recirculation Sump Valve Position Interlock Failure," December, 2009; LER 2-2010-001-01 "Loss of Auxiliary Building Ventilation Exhaust Fans," March, 2010; LER 1-2010-002-01 "Potential Loss of Safety-Related Pumps due to Degraded Voltage," July, 2010; LER 1-2010-003-00 "230 kV Historical Evaluation of Condition Prohibited by TS," August, 2010 are SSFFs during the last 4 quarters

2Q/10: LER 1-2010-002 was submitted May 10, 2010. While SSFF was not specifically addressed, it meets the NEI 99-02 guidance. A supplemental LER was submitted July 2, 2010 and provides additional detail including specifying SSFF. It will be counted in July.

Mitigating Systems Performance Index, Emergency AC Power System




Thresholds: White > 1.00E-6 Yellow > 1.00E-5 Red > 1.00E-4

Notes

Mitigating Systems Performance Index, Emergency AC Power System	2Q/10	3Q/10	4Q/10	1Q/11	2Q/11	3Q/11	4Q/11	1Q/12
UAI (Δ CDF)	-7.01E-09	-5.16E-09	-7.01E-09	1.98E-09	5.16E-09	1.42E-09	-2.24E-09	6.95E-11
URI (Δ CDF)	-3.06E-07	-3.06E-07	-4.71E-07	-4.71E-07	-4.71E-07	-4.71E-07	-4.71E-07	-4.69E-07
PLE	NO	NO	NO	NO	NO	NO	NO	NO
Indicator value	-3.10E-07	-3.10E-07	-4.80E-07	-4.70E-07	-4.70E-07	-4.70E-07	-4.70E-07	-4.70E-07

Licensee Comments: none

Mitigating Systems Performance Index, High Pressure Injection System



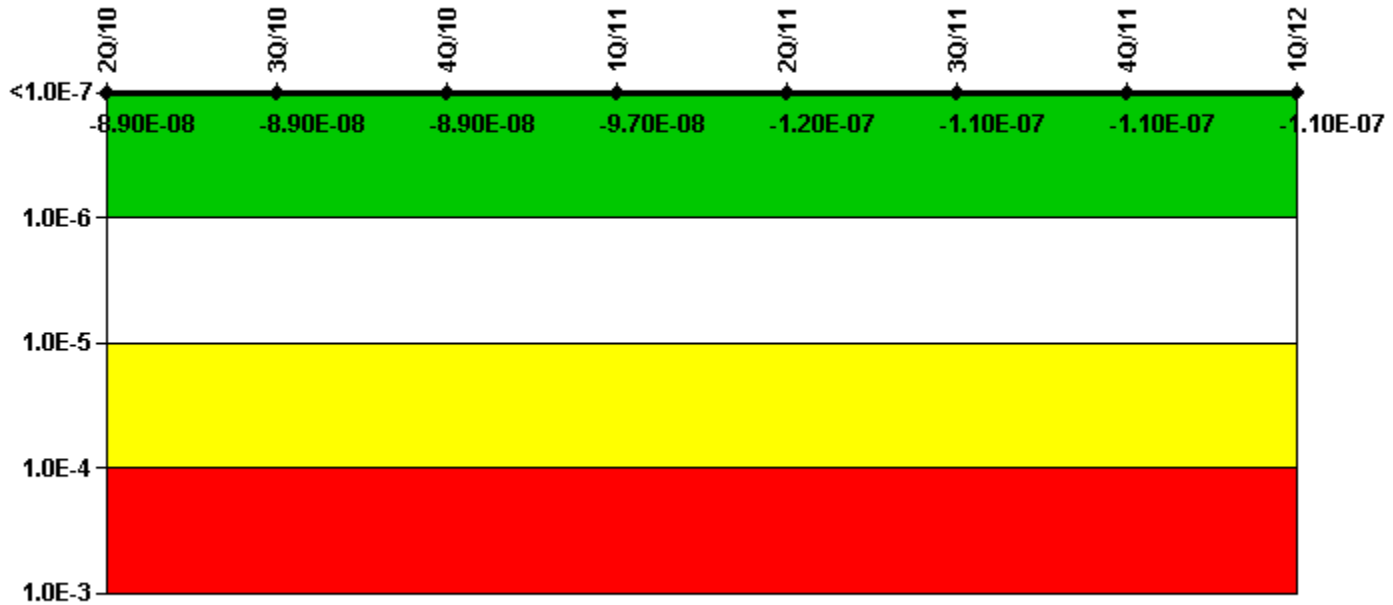
Thresholds: White > 1.00E-6 Yellow > 1.00E-5 Red > 1.00E-4

Notes

Mitigating Systems Performance Index, High Pressure Injection System	2Q/10	3Q/10	4Q/10	1Q/11	2Q/11	3Q/11	4Q/11	1Q/12
UAI (Δ CDF)	-3.36E-09	-3.20E-09	-3.36E-09	-3.36E-09	-3.10E-09	-3.36E-09	-2.66E-09	-2.69E-09
URI (Δ CDF)	3.35E-08	3.35E-08	3.35E-08	3.35E-08	3.35E-08	3.35E-08	3.35E-08	3.35E-08
PLE	NO	NO	NO	NO	NO	NO	NO	NO
Indicator value	3.00E-08	3.00E-08	3.00E-08	3.00E-08	3.00E-08	3.00E-08	3.10E-08	3.10E-08

Licensee Comments: none

Mitigating Systems Performance Index, Heat Removal System




Thresholds: White > 1.00E-6 Yellow > 1.00E-5 Red > 1.00E-4

Notes

Mitigating Systems Performance Index, Heat Removal System	2Q/10	3Q/10	4Q/10	1Q/11	2Q/11	3Q/11	4Q/11	1Q/12
UAI (Δ CDF)	-7.35E-10	-7.35E-10	-7.35E-10	-1.96E-09	-2.45E-08	-2.45E-08	-2.45E-08	-2.40E-08
URI (Δ CDF)	-8.86E-08	-8.86E-08	-8.86E-08	-9.47E-08	-9.47E-08	-9.04E-08	-9.00E-08	-9.00E-08
PLE	NO	NO	NO	NO	NO	NO	NO	NO
Indicator value	-8.90E-08	-8.90E-08	-8.90E-08	-9.70E-08	-1.20E-07	-1.10E-07	-1.10E-07	-1.10E-07

Licensee Comments: none

Mitigating Systems Performance Index, Residual Heat Removal System




Thresholds: White > 1.00E-6 Yellow > 1.00E-5 Red > 1.00E-4

Notes

Mitigating Systems Performance Index, Residual Heat Removal System	2Q/10	3Q/10	4Q/10	1Q/11	2Q/11	3Q/11	4Q/11	1Q/12
UAI (Δ CDF)	6.33E-10	-6.71E-10	1.63E-09	-2.41E-09	-1.80E-09	-5.94E-09	-5.94E-09	-1.98E-09
URI (Δ CDF)	-2.53E-08	-2.53E-08	-2.53E-08	-2.53E-08	-2.53E-08	-2.53E-08	-2.53E-08	-2.53E-08
PLE	NO	NO	NO	NO	NO	NO	NO	NO
Indicator value	-2.50E-08	-2.60E-08	-2.40E-08	-2.80E-08	-2.70E-08	-3.10E-08	-3.10E-08	-2.70E-08

Licensee Comments: none

Mitigating Systems Performance Index, Cooling Water Systems



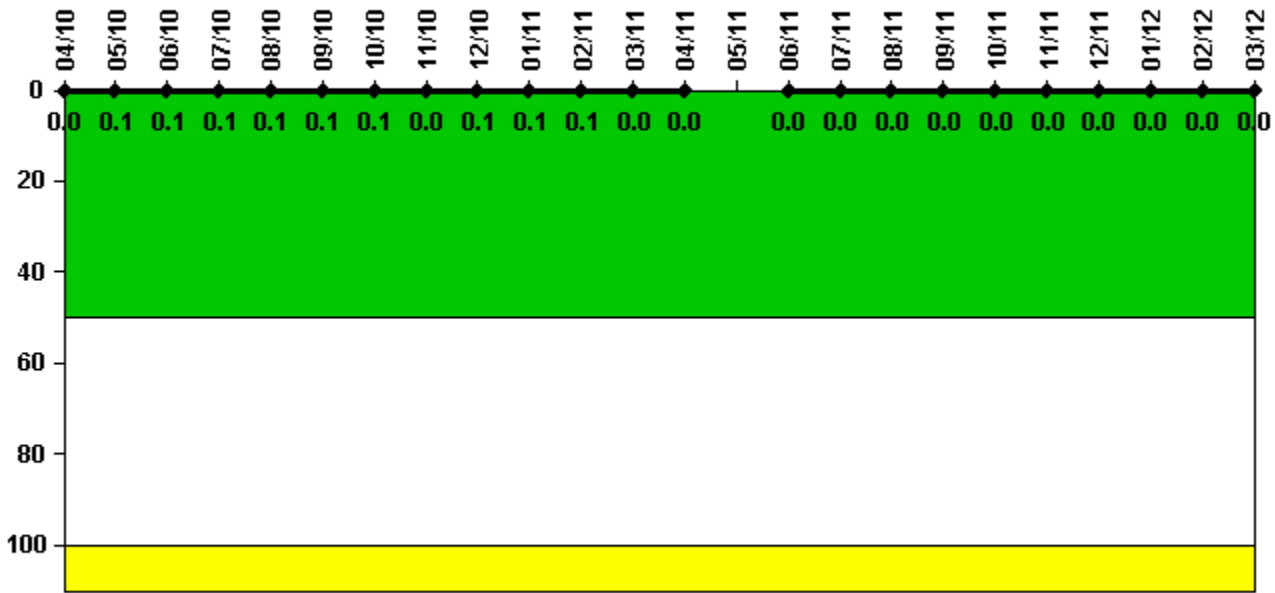
Thresholds: White > 1.00E-6 Yellow > 1.00E-5 Red > 1.00E-4

Notes

Mitigating Systems Performance Index, Cooling Water Systems	2Q/10	3Q/10	4Q/10	1Q/11	2Q/11	3Q/11	4Q/11	1Q/12
UAI (Δ CDF)	-2.12E-08	-1.55E-08	-1.75E-08	-2.26E-08	-1.62E-08	-1.77E-08	-1.70E-08	-1.41E-08
URI (Δ CDF)	-1.98E-08	-1.98E-08	-1.98E-08	-2.41E-08	-2.41E-08	-2.41E-08	-2.41E-08	-2.41E-08
PLE	NO	NO	NO	NO	NO	NO	NO	NO
Indicator value	-4.10E-08	-3.50E-08	-3.70E-08	-4.70E-08	-4.00E-08	-4.20E-08	-4.10E-08	-3.80E-08

Licensee Comments: none

Reactor Coolant System Activity



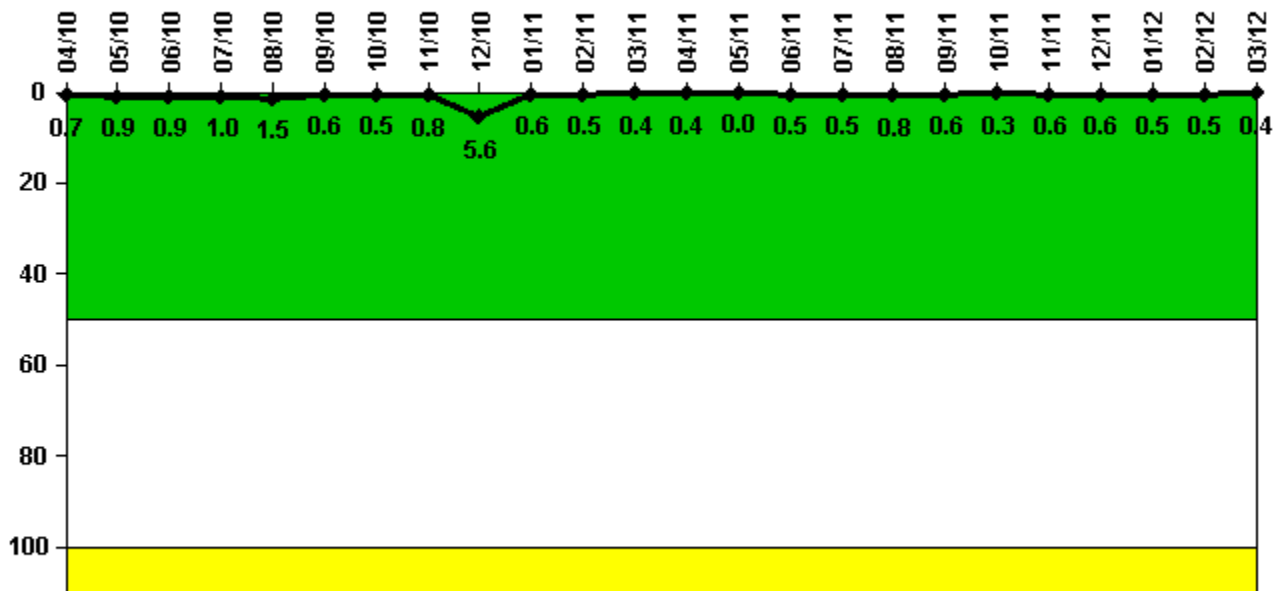
Thresholds: White > 50.0 Yellow > 100.0

Notes

Reactor Coolant System Activity	4/10	5/10	6/10	7/10	8/10	9/10	10/10	11/10	12/10	1/11	2/11	3/11
Maximum activity	0.000469	0.000585	0.000535	0.000610	0.000545	0.000614	0.000558	0.000442	0.000514	0.000705	0.000622	0.000493
Technical specification limit	1.0	1.0	1.0	1.0	1.0	1.0	1.0	1.0	1.0	1.0	1.0	1.0
Indicator value	0	0.1	0.1	0.1	0.1	0.1	0.1	0	0.1	0.1	0.1	0
Reactor Coolant System Activity	4/11	5/11	6/11	7/11	8/11	9/11	10/11	11/11	12/11	1/12	2/12	3/12
Maximum activity	0.000489	N/A	0.000160	0.000167	0.000182	0.000171	0.000183	0.000185	0.000200	0.000199	0.000199	0.000325
Technical specification limit	1.0	1.0	1.0	1.0	1.0	1.0	1.0	1.0	1.0	1.0	1.0	1.0
Indicator value	0	N/A	0	0	0	0	0	0	0	0	0	0

Licensee Comments: none

Reactor Coolant System Leakage



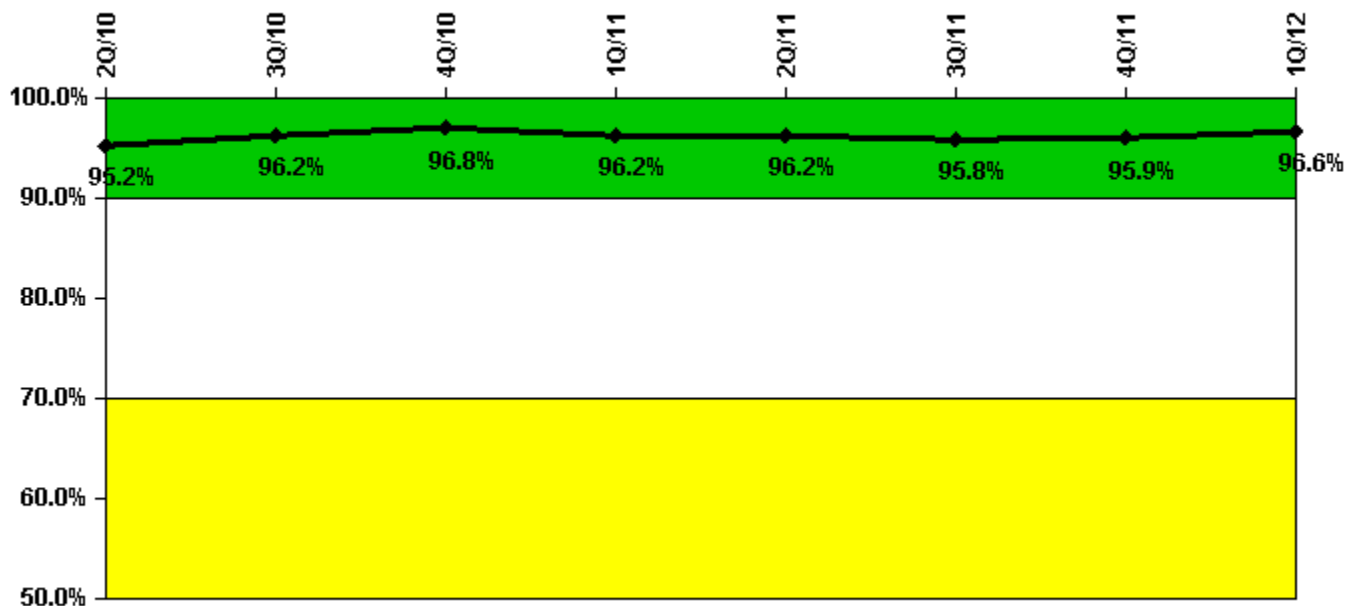
Thresholds: White > 50.0 Yellow > 100.0

Notes

Reactor Coolant System Leakage	4/10	5/10	6/10	7/10	8/10	9/10	10/10	11/10	12/10	1/11	2/11	3/11
Maximum leakage	0.065	0.090	0.088	0.096	0.145	0.056	0.050	0.083	0.557	0.060	0.045	0.035
Technical specification limit	10.0	10.0	10.0	10.0	10.0	10.0	10.0	10.0	10.0	10.0	10.0	10.0
Indicator value	0.7	0.9	0.9	1.0	1.5	0.6	0.5	0.8	5.6	0.6	0.5	0.4
Reactor Coolant System Leakage	4/11	5/11	6/11	7/11	8/11	9/11	10/11	11/11	12/11	1/12	2/12	3/12
Maximum leakage	0.041	0	0.054	0.045	0.084	0.060	0.025	0.059	0.057	0.052	0.051	0.037
Technical specification limit	10.0	10.0	10.0	10.0	10.0	10.0	10.0	10.0	10.0	10.0	10.0	10.0
Indicator value	0.4	0	0.5	0.5	0.8	0.6	0.3	0.6	0.6	0.5	0.5	0.4

Licensee Comments: none

Drill/Exercise Performance



Thresholds: White < 90.0% Yellow < 70.0%

Notes

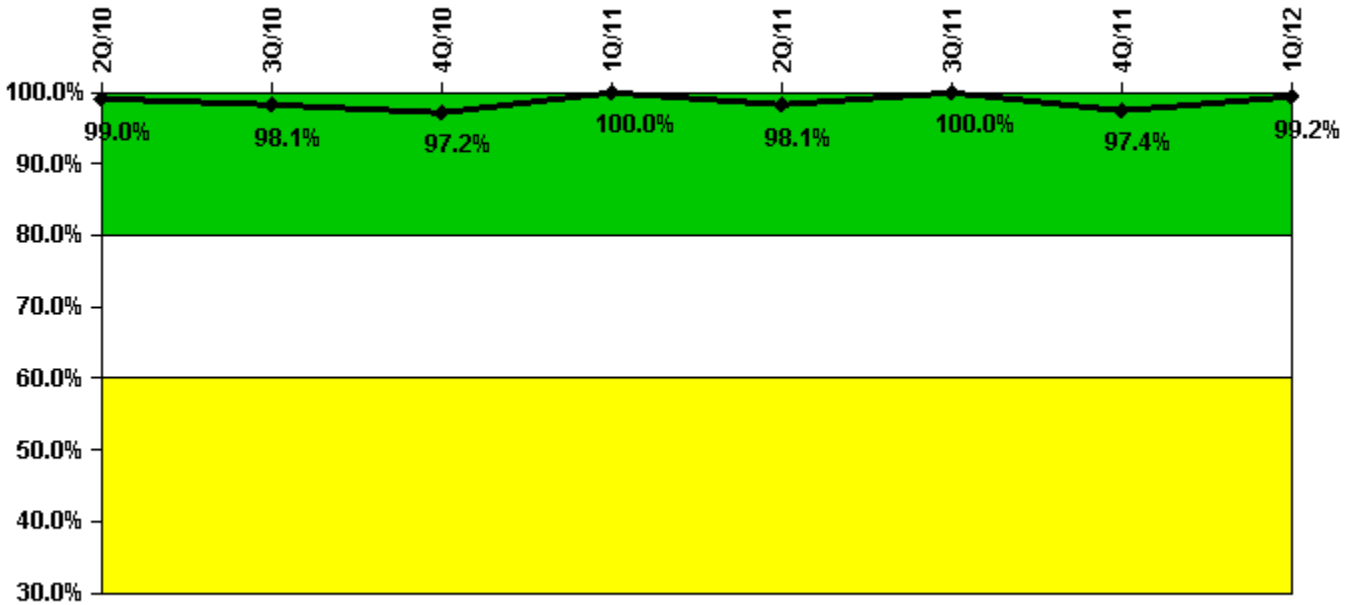
Drill/Exercise Performance	2Q/10	3Q/10	4Q/10	1Q/11	2Q/11	3Q/11	4Q/11	1Q/12
Successful opportunities	59.0	24.0	15.0	45.0	21.0	9.0	28.0	57.0
Total opportunities	60.0	24.0	17.0	49.0	22.0	9.0	28.0	58.0
Indicator value	95.2%	96.2%	96.8%	96.2%	96.2%	95.8%	95.9%	96.6%

Licensee Comments:

4Q/10: DEP re-evaluation of 12/14/10 Ops as-found scenario: EAL SS1.1 loss of all onsite and offsite AC power classification declaration was >15 minutes past T-0 (accurate, but not timely) changed DEP PI from met to not met - green indicator is unchanged.

3Q/10: 1Q2010 data was amended to add two successful drill opportunities in response to an NRC inspection, with no affect on color.

ERO Drill Participation



Thresholds: White < 80.0% Yellow < 60.0%

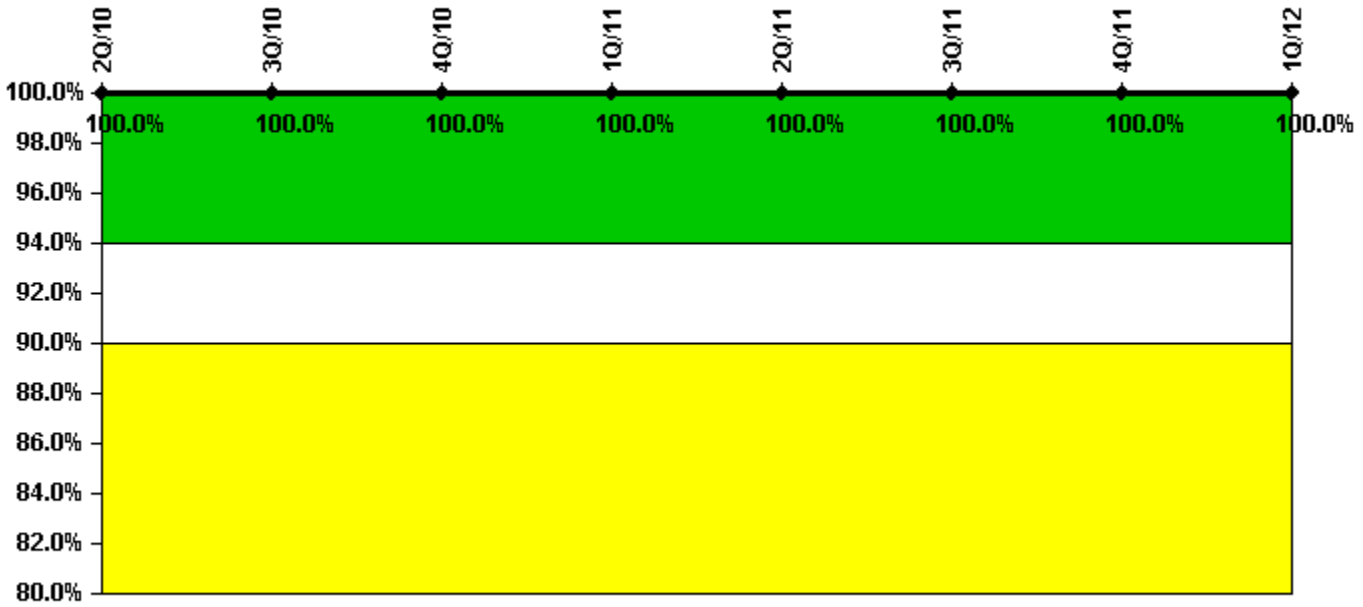
Notes

ERO Drill Participation	2Q/10	3Q/10	4Q/10	1Q/11	2Q/11	3Q/11	4Q/11	1Q/12
Participating Key personnel	102.0	101.0	104.0	107.0	102.0	104.0	111.0	117.0
Total Key personnel	103.0	103.0	107.0	107.0	104.0	104.0	114.0	118.0
Indicator value	99.0%	98.1%	97.2%	100.0%	98.1%	100.0%	97.4%	99.2%

Licensee Comments:

3Q/10: On 11/17/10, changes were made to the September Participating Key Personnel and the Total Key Personnel values. Per DCPD notification 50361749, the change was made following identification of a brief lapse in the qualifications of three personnel. This change did not affect the color of the indicator.

Alert & Notification System



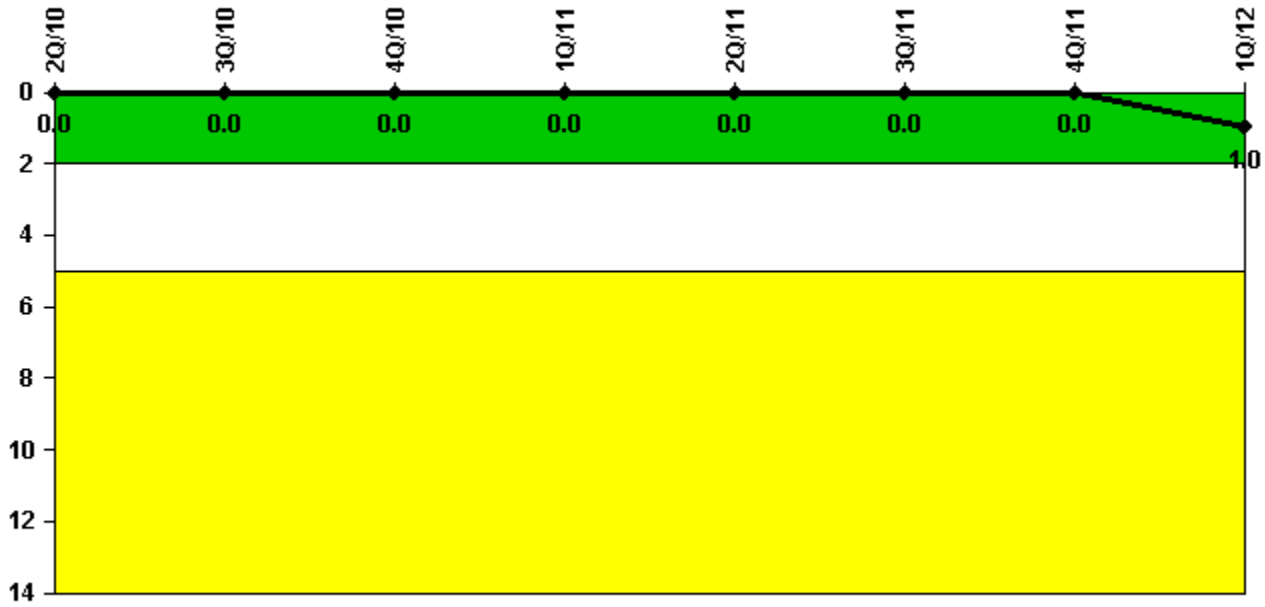
Thresholds: White < 94.0% Yellow < 90.0%

Notes

Alert & Notification System	2Q/10	3Q/10	4Q/10	1Q/11	2Q/11	3Q/11	4Q/11	1Q/12
Successful siren-tests	917	1310	917	1048	917	1309	917	1048
Total sirens-tests	917	1310	917	1048	917	1310	917	1048
Indicator value	100.0%	100.0%	100.0%	100.0%	100.0%	100.0%	100.0%	100.0%

Licensee Comments: none

Occupational Exposure Control Effectiveness



Thresholds: White > 2.0 Yellow > 5.0

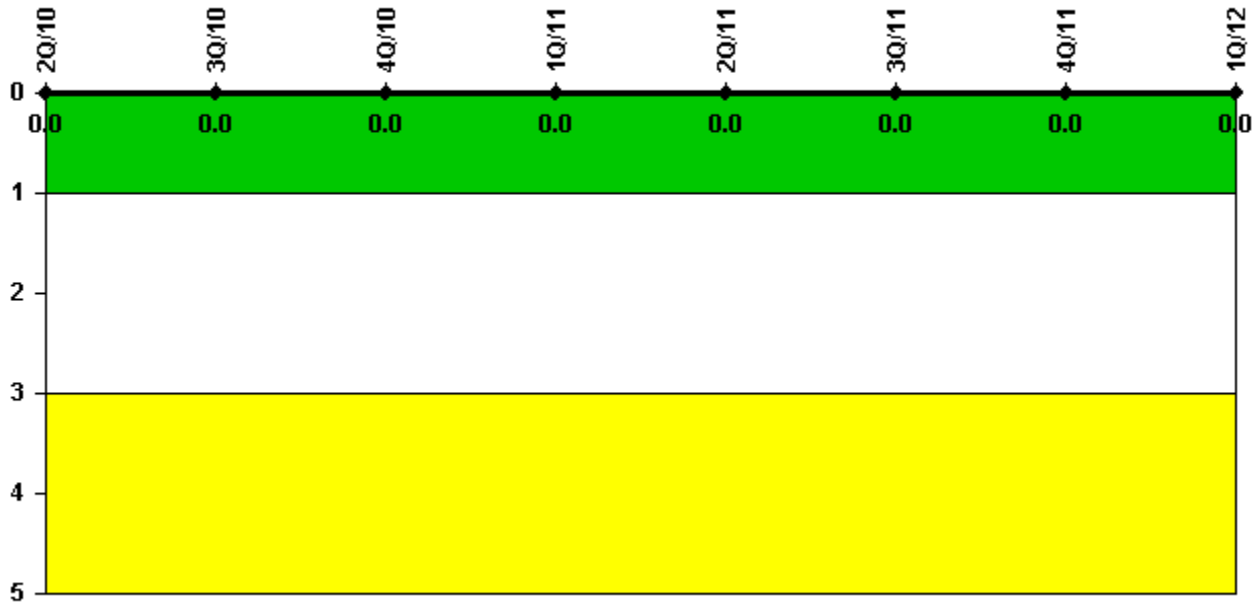
Notes

Occupational Exposure Control Effectiveness	2Q/10	3Q/10	4Q/10	1Q/11	2Q/11	3Q/11	4Q/11	1Q/12
High radiation area occurrences	0	0	0	0	0	0	0	1
Very high radiation area occurrences	0	0	0	0	0	0	0	0
Unintended exposure occurrences	0	0	0	0	0	0	0	0
Indicator value	0	0	0	0	0	0	0	1

Licensee Comments:

4Q/11: U1 and U2 Occupational Radiation Safety for 4Q2011 approved by manager T. Irving, approval boxes checked by M. Richardson per RS manager request.

RETS/ODCM Radiological Effluent



Thresholds: White > 1.0 Yellow > 3.0

Notes

RETS/ODCM Radiological Effluent	2Q/10	3Q/10	4Q/10	1Q/11	2Q/11	3Q/11	4Q/11	1Q/12
RETS/ODCM occurrences	0	0	0	0	0	0	0	0
Indicator value	0	0	0	0	0	0	0	0

Licensee Comments: none

[Security](#) information not publicly available.