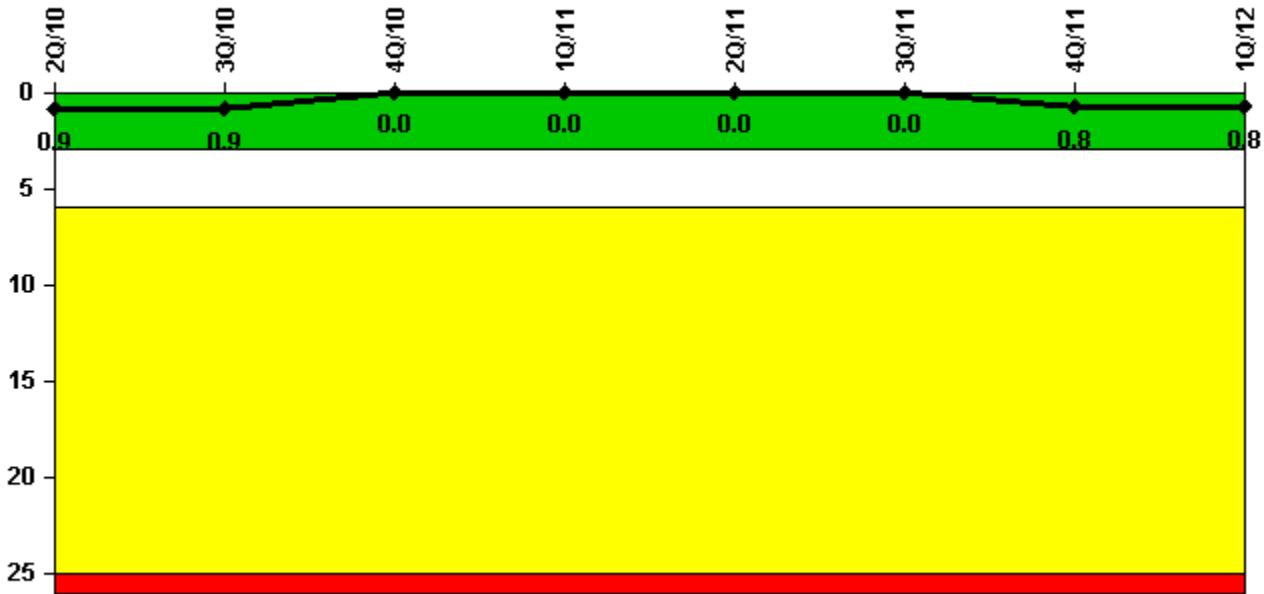


Clinton

1Q/2012 Performance Indicators

Licensee's General Comments: none

Unplanned Scrams per 7000 Critical Hrs



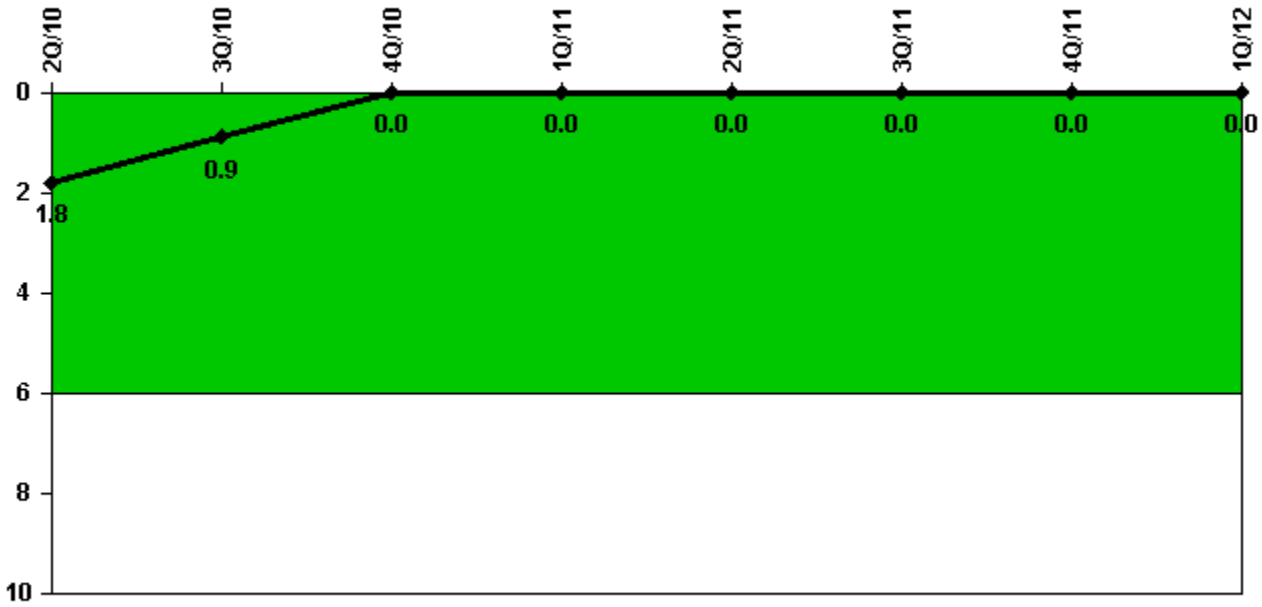
Thresholds: White > 3.0 Yellow > 6.0 Red > 25.0

Notes

Unplanned Scrams per 7000 Critical Hrs	2Q/10	3Q/10	4Q/10	1Q/11	2Q/11	3Q/11	4Q/11	1Q/12
Unplanned scrams	0	0	0	0	0	0	1.0	0
Critical hours	2184.0	2208.0	2209.0	2159.0	2184.0	2208.0	1717.4	2183.0
Indicator value	0.9	0.9	0	0	0	0	0.8	0.8

Licensee Comments: none

Unplanned Power Changes per 7000 Critical Hrs



Thresholds: White > 6.0

Notes

Unplanned Power Changes per 7000 Critical Hrs	2Q/10	3Q/10	4Q/10	1Q/11	2Q/11	3Q/11	4Q/11	1Q/12
Unplanned power changes	0	0	0	0	0	0	0	0
Critical hours	2184.0	2208.0	2209.0	2159.0	2184.0	2208.0	1717.4	2183.0
Indicator value	1.8	0.9	0	0	0	0	0	0

Licensee Comments: none

Unplanned Scrams with Complications



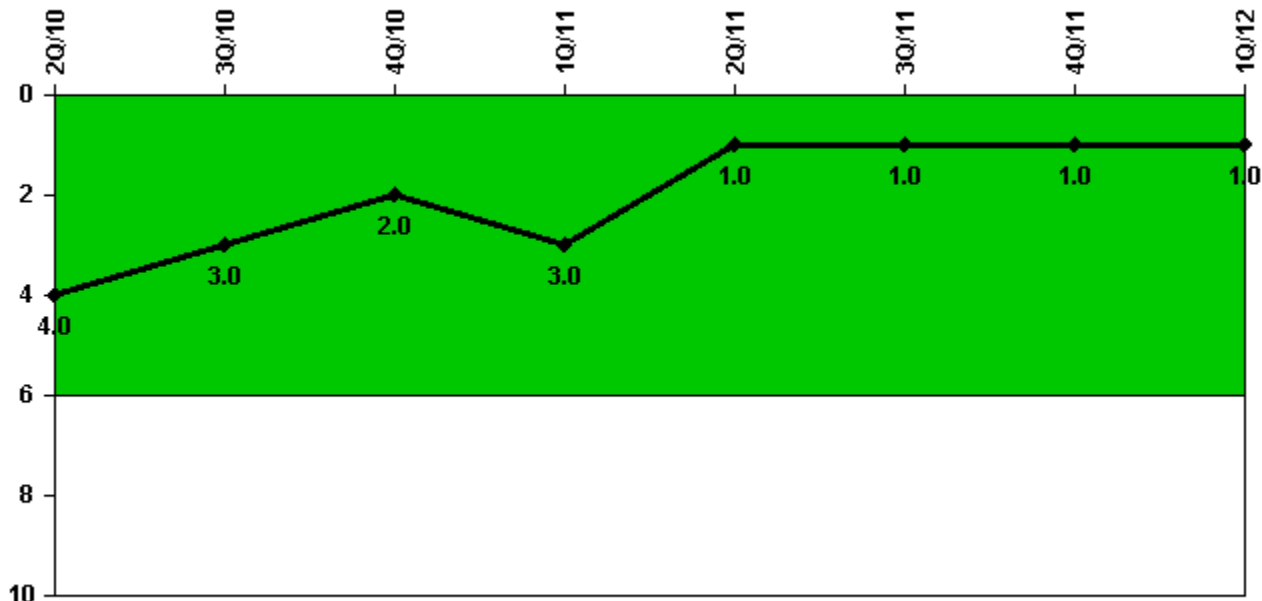
Thresholds: White > 1.0

Notes

Unplanned Scrams with Complications	2Q/10	3Q/10	4Q/10	1Q/11	2Q/11	3Q/11	4Q/11	1Q/12
Scrams with complications	0	0	0	0	0	0	0	0
Indicator value	0.0	0.0	0.0	0.0	0.0	0.0	0.0	0.0

Licensee Comments: none

Safety System Functional Failures (BWR)



Thresholds: White > 6.0

Notes

Safety System Functional Failures (BWR)	2Q/10	3Q/10	4Q/10	1Q/11	2Q/11	3Q/11	4Q/11	1Q/12
Safety System Functional Failures	2	0	0	1	0	0	0	1
Indicator value	4	3	2	3	1	1	1	1

Licensee Comments:

1Q/12: Safety System Functional Failure reported to NRC 2/6/2012 under LER 2011-008-00

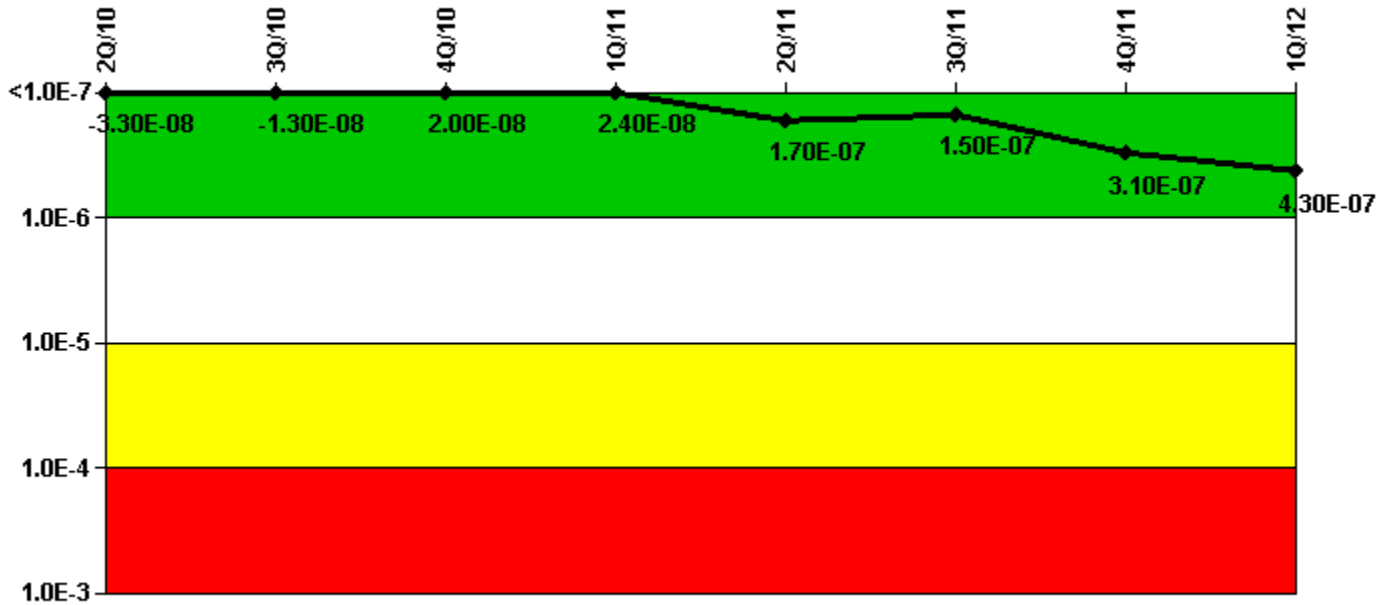
1Q/11: Safety System Functional Failure reported to NRC 1/26/2011 under LER 2010-001-01

4Q/10: 2Q2010 data revised to add Safety System Functional Failure reported to NRC under LER 2008-003-00 on 5/17/2010.

2Q/10: Safety System Functional Failure reported to NRC 4/1/2010 under LER 2010-002-00; 2Q2010 data revised to add Safety System Functional Failure reported to NRC under LER 2008-003-00 on 5/17/2010.

2Q/10: Safety System Functional Failure reported to NRC 4/1/2010 under LER 2010-002-00

Mitigating Systems Performance Index, Emergency AC Power System



Thresholds: White > 1.00E-6 Yellow > 1.00E-5 Red > 1.00E-4

Notes

Mitigating Systems Performance Index, Emergency AC Power System	2Q/10	3Q/10	4Q/10	1Q/11	2Q/11	3Q/11	4Q/11	1Q/12
UAI (Δ CDF)	-2.13E-08	-2.10E-09	3.17E-08	3.56E-08	3.49E-08	1.82E-08	-6.66E-09	-5.52E-09
URI (Δ CDF)	-1.13E-08	-1.13E-08	-1.13E-08	-1.13E-08	1.34E-07	1.34E-07	3.13E-07	4.36E-07
PLE	NO	NO	NO	NO	NO	NO	NO	NO
Indicator value	-3.30E-08	-1.30E-08	2.00E-08	2.40E-08	1.70E-07	1.50E-07	3.10E-07	4.30E-07


Licensee Comments:

1Q/12: Changed PRA Parameter(s). Clinton first quarter 2012 MSPI values changed as a result of PRA model revision CL011A and associated revision of the Clinton Site Basis Document.

4Q/11: EDG run hours changed with implementation of FAQ 480. Effective First Quarter 2012.

3Q/10: Effective 3rd quarter 2010: The MSPI Basis document was updated to use Maintenance Unavailability terms for deriving Unavailability FV and UA values.

Mitigating Systems Performance Index, High Pressure Injection System



Thresholds: White > 1.00E-6 Yellow > 1.00E-5 Red > 1.00E-4

Notes

Mitigating Systems Performance Index, High Pressure Injection System	2Q/10	3Q/10	4Q/10	1Q/11	2Q/11	3Q/11	4Q/11	1Q/12
UAI (Δ CDF)	-6.28E-08	-4.42E-08	-4.42E-08	-4.42E-08	-4.42E-08	-4.42E-08	-4.42E-08	-3.91E-08
URI (Δ CDF)	-1.81E-07	-1.81E-07	-1.81E-07	-1.81E-07	-1.81E-07	-1.81E-07	-1.81E-07	-1.33E-07
PLE	NO	NO	NO	NO	NO	NO	NO	NO
Indicator value	-2.40E-07	-2.30E-07	-2.30E-07	-2.30E-07	-2.30E-07	-2.30E-07	-2.30E-07	-1.70E-07

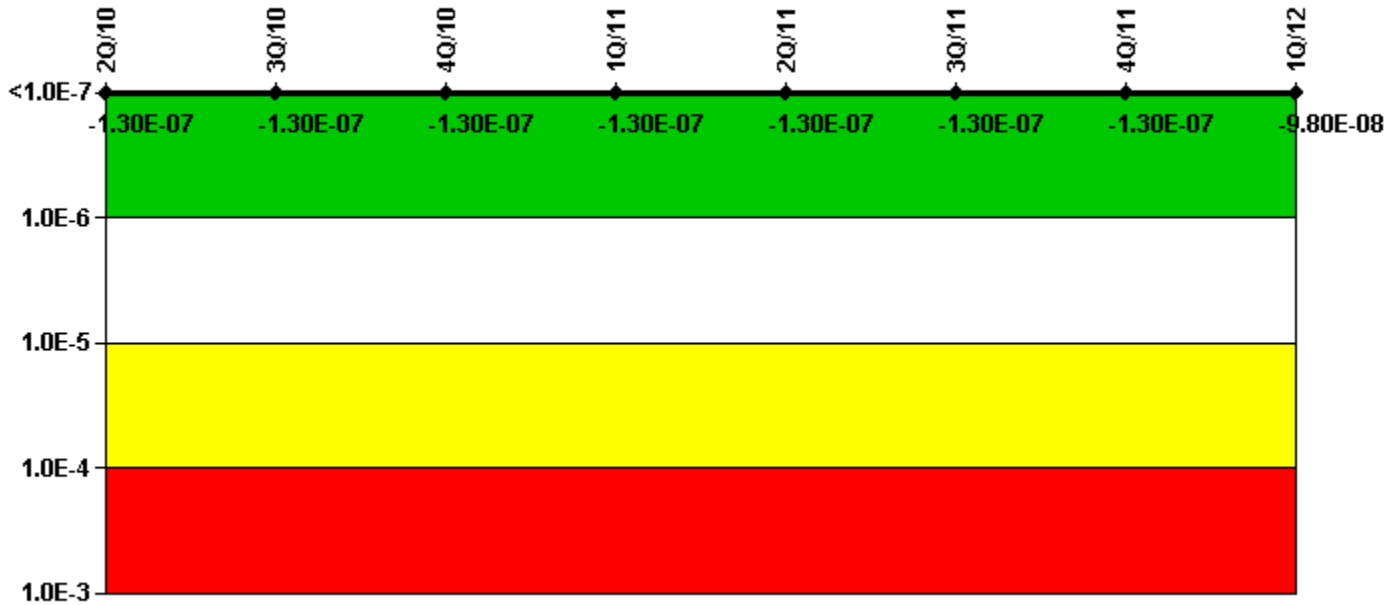
Licensee Comments:

1Q/12: Changed PRA Parameter(s). Clinton first quarter 2012 MSPI values changed as a result of PRA model revision CL011A and associated revision of the Clinton Site Basis Document.

4Q/11: EDG run hours changed with implementation of FAQ 480. Effective First Quarter 2012.

3Q/10: Effective 3rd quarter 2010: The MSPI Basis document was updated to use Maintenance Unavailability terms for deriving Unavailability FV and UA values.

Mitigating Systems Performance Index, Heat Removal System



Thresholds: White > $1.00E-6$ Yellow > $1.00E-5$ Red > $1.00E-4$

Notes

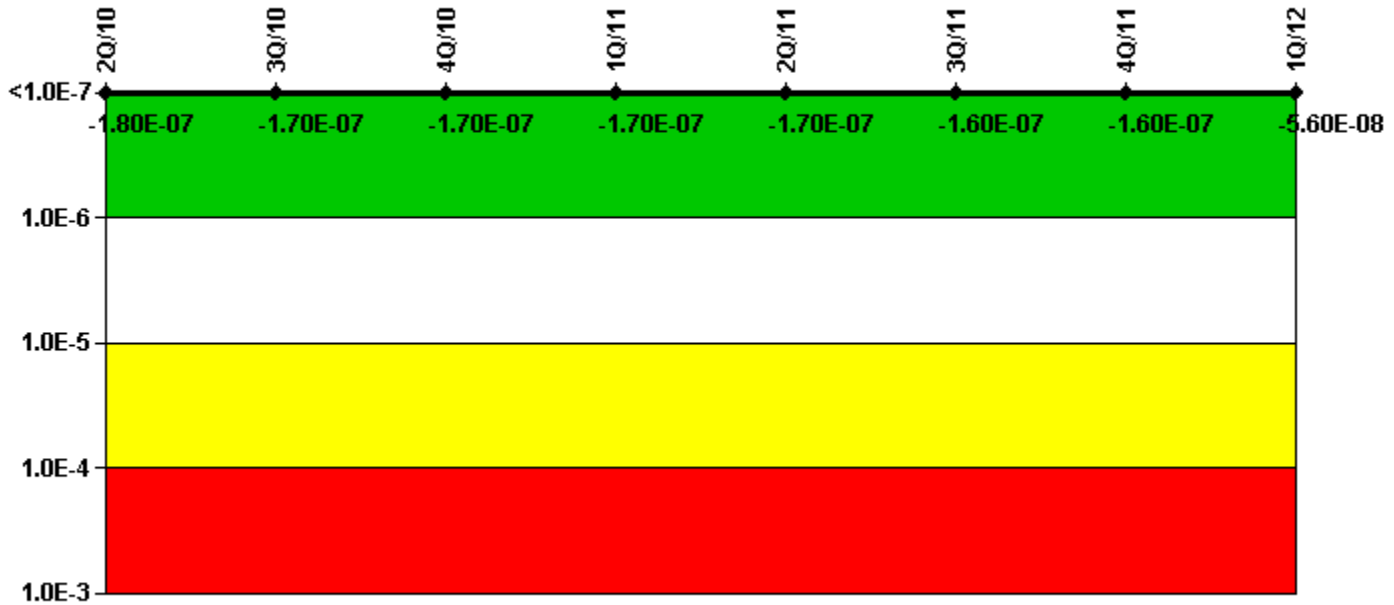
Mitigating Systems Performance Index, Heat Removal System	2Q/10	3Q/10	4Q/10	1Q/11	2Q/11	3Q/11	4Q/11	1Q/12
UAI (Δ CDF)	-4.77E-08	-4.77E-08	-4.77E-08	-4.77E-08	-4.77E-08	-4.77E-08	-4.77E-08	-3.02E-08
URI (Δ CDF)	-8.43E-08	-8.43E-08	-8.43E-08	-8.43E-08	-8.43E-08	-8.43E-08	-8.43E-08	-6.78E-08
PLE	NO	NO	NO	NO	NO	NO	NO	NO
Indicator value	-1.30E-07	-1.30E-07	-1.30E-07	-1.30E-07	-1.30E-07	-1.30E-07	-1.30E-07	-9.80E-08

Licensee Comments:

1Q/12: Changed PRA Parameter(s). Clinton first quarter 2012 MSPI values changed as a result of PRA model revision CL011A and associated revision of the Clinton Site Basis Document.

3Q/10: Effective 3rd quarter 2010: The MSPI Basis document was updated to use Maintenance Unavailability terms for deriving Unavailability FV and UA values.

Mitigating Systems Performance Index, Residual Heat Removal System



Thresholds: White > 1.00E-6 Yellow > 1.00E-5 Red > 1.00E-4

Notes


Mitigating Systems Performance Index, Residual Heat Removal System	2Q/10	3Q/10	4Q/10	1Q/11	2Q/11	3Q/11	4Q/11	1Q/12
UAI (Δ CDF)	-7.09E-08	-5.83E-08	-5.83E-08	-5.83E-08	-5.83E-08	-5.19E-08	-5.18E-08	-1.54E-08
URI (Δ CDF)	-1.09E-07	-1.09E-07	-1.09E-07	-1.09E-07	-1.09E-07	-1.09E-07	-1.09E-07	-4.08E-08
PLE	NO	NO	NO	NO	NO	NO	NO	NO
Indicator value	-1.80E-07	-1.70E-07	-1.70E-07	-1.70E-07	-1.70E-07	-1.60E-07	-1.60E-07	-5.60E-08

Licensee Comments:

1Q/12: Changed PRA Parameter(s). Clinton first quarter 2012 MSPI values changed as a result of PRA model revision CL011A and associated revision of the Clinton Site Basis Document.

3Q/10: Effective 3rd quarter 2010: The MSPI Basis document was updated to use Maintenance Unavailability terms for deriving Unavailability FV and UA values.

Mitigating Systems Performance Index, Cooling Water Systems



Thresholds: White > 1.00E-6 Yellow > 1.00E-5 Red > 1.00E-4

Notes

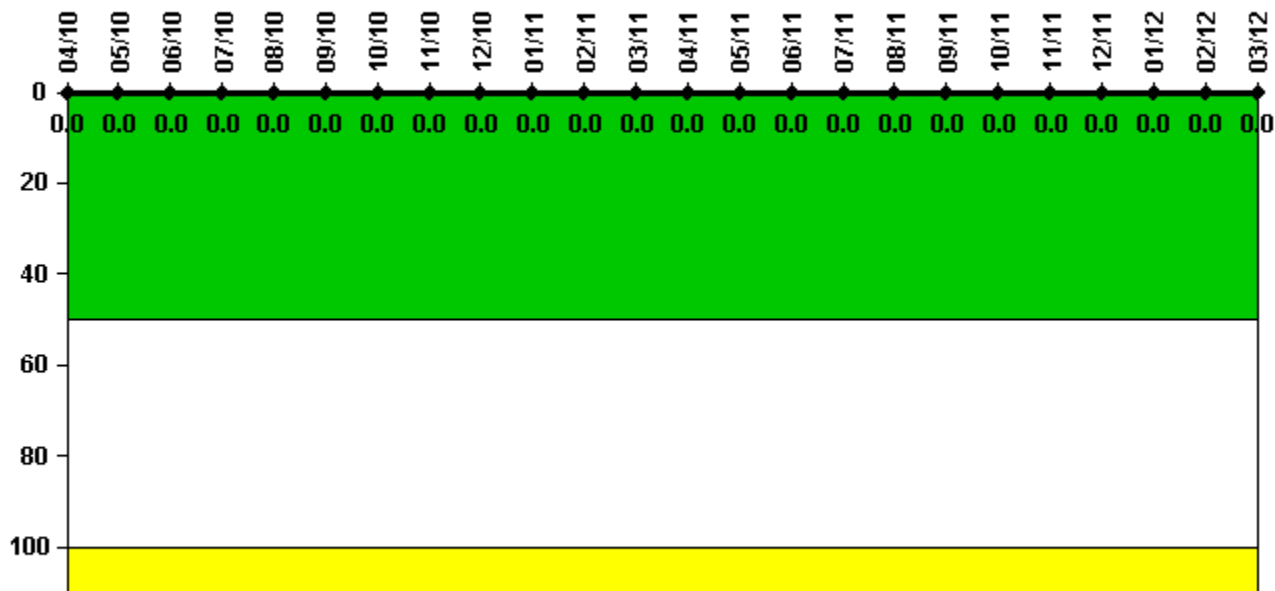
Mitigating Systems Performance Index, Cooling Water Systems	2Q/10	3Q/10	4Q/10	1Q/11	2Q/11	3Q/11	4Q/11	1Q/12
UAI (Δ CDF)	2.44E-09	1.59E-09	1.59E-09	1.55E-09	1.55E-09	1.55E-09	1.58E-09	7.38E-10
URI (Δ CDF)	-7.14E-08	-7.14E-08	-7.14E-08	-7.14E-08	-7.14E-08	-7.14E-08	-7.14E-08	-2.96E-08
PLE	NO	NO	NO	NO	NO	NO	NO	NO
Indicator value	-6.90E-08	-7.00E-08	-7.00E-08	-7.00E-08	-7.00E-08	-7.00E-08	-7.00E-08	-2.90E-08

Licensee Comments:

1Q/12: Changed PRA Parameter(s). Clinton first quarter 2012 MSPI values changed as a result of PRA model revision CL011A and associated revision of the Clinton Site Basis Document.

3Q/10: Effective 3rd quarter 2010: The MSPI Basis document was updated to use Maintenance Unavailability terms for deriving Unavailability FV and UA values.

Reactor Coolant System Activity



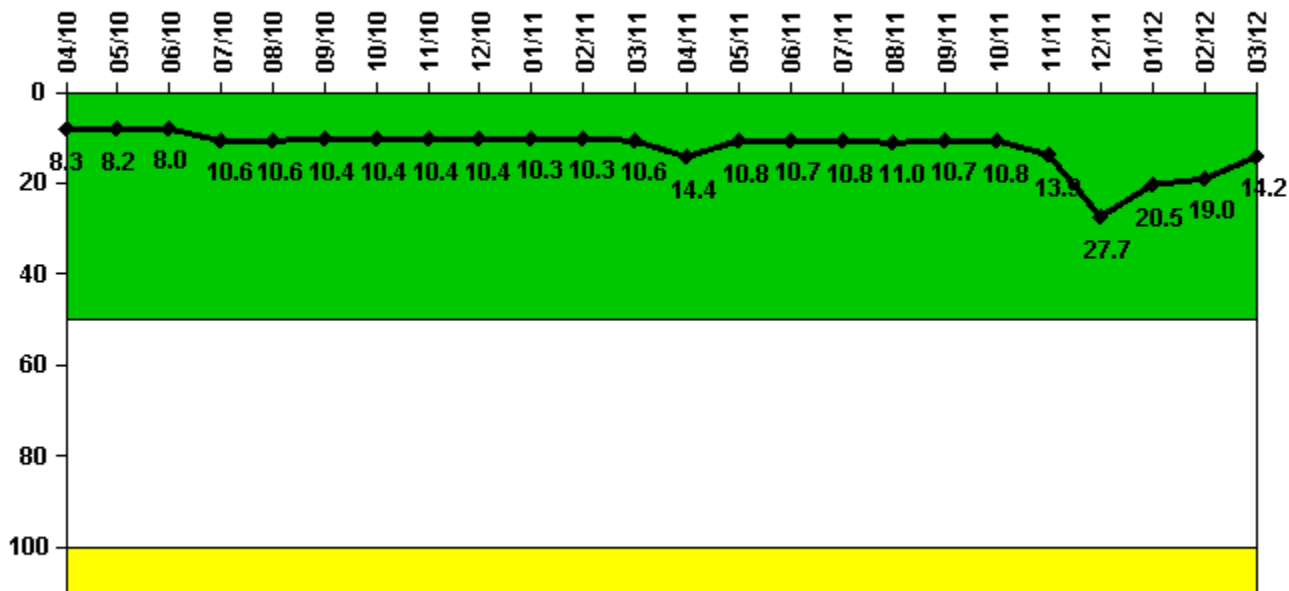
Thresholds: White > 50.0 Yellow > 100.0

Notes

Reactor Coolant System Activity	4/10	5/10	6/10	7/10	8/10	9/10	10/10	11/10	12/10	1/11	2/11	3/11
Maximum activity	0.000002	0.000002	0.000004	0.000002	0.000002	0.000002	0.000002	0.000002	0.000002	0.000002	0.000002	0.000004
Technical specification limit	0.2	0.2	0.2	0.2	0.2	0.2	0.2	0.2	0.2	0.2	0.2	0.2
Indicator value	0	0	0	0	0	0	0	0	0	0	0	0
Reactor Coolant System Activity	4/11	5/11	6/11	7/11	8/11	9/11	10/11	11/11	12/11	1/12	2/12	3/12
Maximum activity	0.000002	0.000003	0.000003	0.000003	0.000002	0.000003	0.000003	0.000003	0.000002	0.000001	0.000001	0.000001
Technical specification limit	0.2	0.2	0.2	0.2	0.2	0.2	0.2	0.2	0.2	0.2	0.2	0.2
Indicator value	0	0	0	0	0	0	0	0	0	0	0	0

Licensee Comments: none

Reactor Coolant System Leakage



Thresholds: White > 50.0 Yellow > 100.0

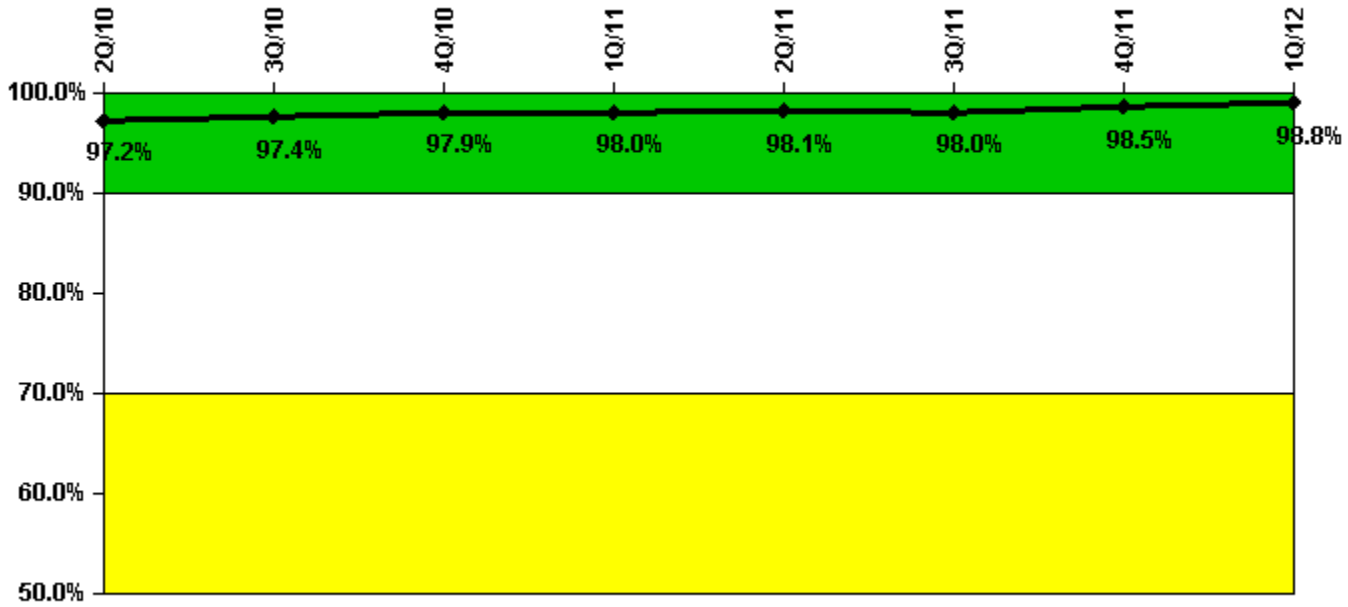
Notes

Reactor Coolant System Leakage	4/10	5/10	6/10	7/10	8/10	9/10	10/10	11/10	12/10	1/11	2/11	3/11
Maximum leakage	2.480	2.470	2.410	3.170	3.190	3.130	3.130	3.120	3.120	3.090	3.080	3.180
Technical specification limit	30.0	30.0	30.0	30.0	30.0	30.0	30.0	30.0	30.0	30.0	30.0	30.0
Indicator value	8.3	8.2	8.0	10.6	10.6	10.4	10.4	10.4	10.4	10.3	10.3	10.6
Reactor Coolant System Leakage	4/11	5/11	6/11	7/11	8/11	9/11	10/11	11/11	12/11	1/12	2/12	3/12
Maximum leakage	4.330	3.230	3.210	3.240	3.310	3.220	3.250	4.180	8.310	6.140	5.700	4.250
Technical specification limit	30.0	30.0	30.0	30.0	30.0	30.0	30.0	30.0	30.0	30.0	30.0	30.0
Indicator value	14.4	10.8	10.7	10.8	11.0	10.7	10.8	13.9	27.7	20.5	19.0	14.2

Licensee Comments:

12/11: Indicated leak rate is higher than actual due to sump discharge check valve leakage. No current adverse trend in operational leakage.

Drill/Exercise Performance



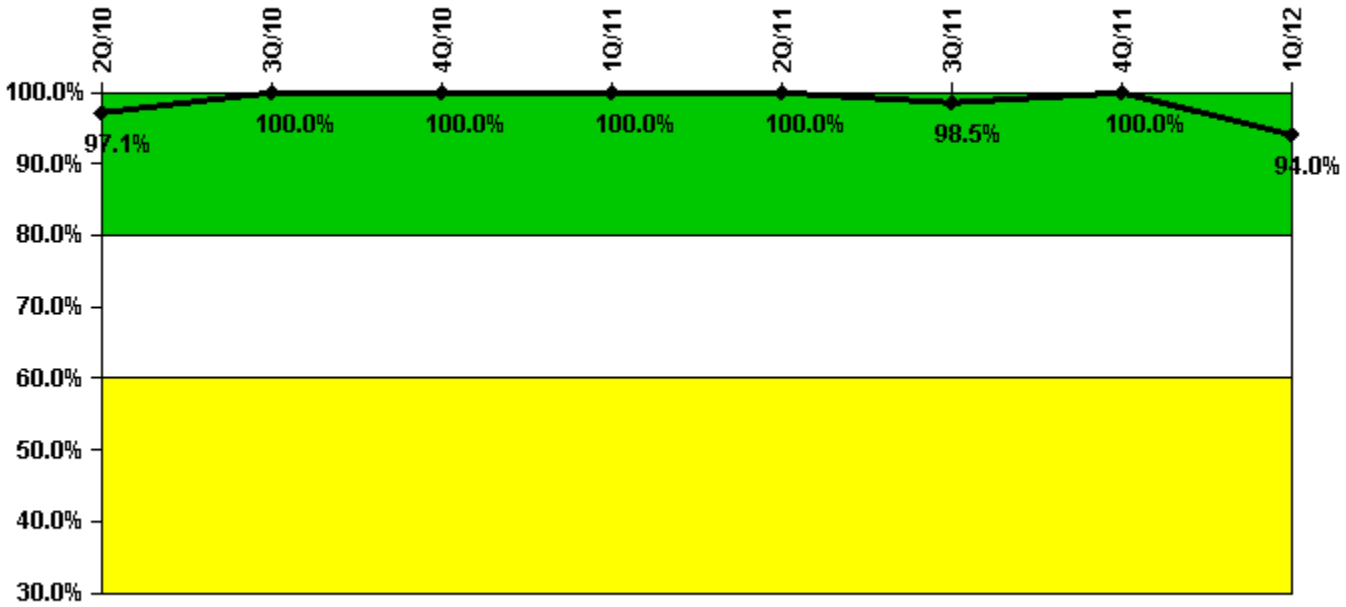
Thresholds: White < 90.0% Yellow < 70.0%

Notes

Drill/Exercise Performance	2Q/10	3Q/10	4Q/10	1Q/11	2Q/11	3Q/11	4Q/11	1Q/12
Successful opportunities	40.0	55.0	46.0	30.0	17.0	65.0	43.0	33.0
Total opportunities	40.0	55.0	46.0	30.0	18.0	67.0	44.0	33.0
Indicator value	97.2%	97.4%	97.9%	98.0%	98.1%	98.0%	98.5%	98.8%

Licensee Comments: none

ERO Drill Participation



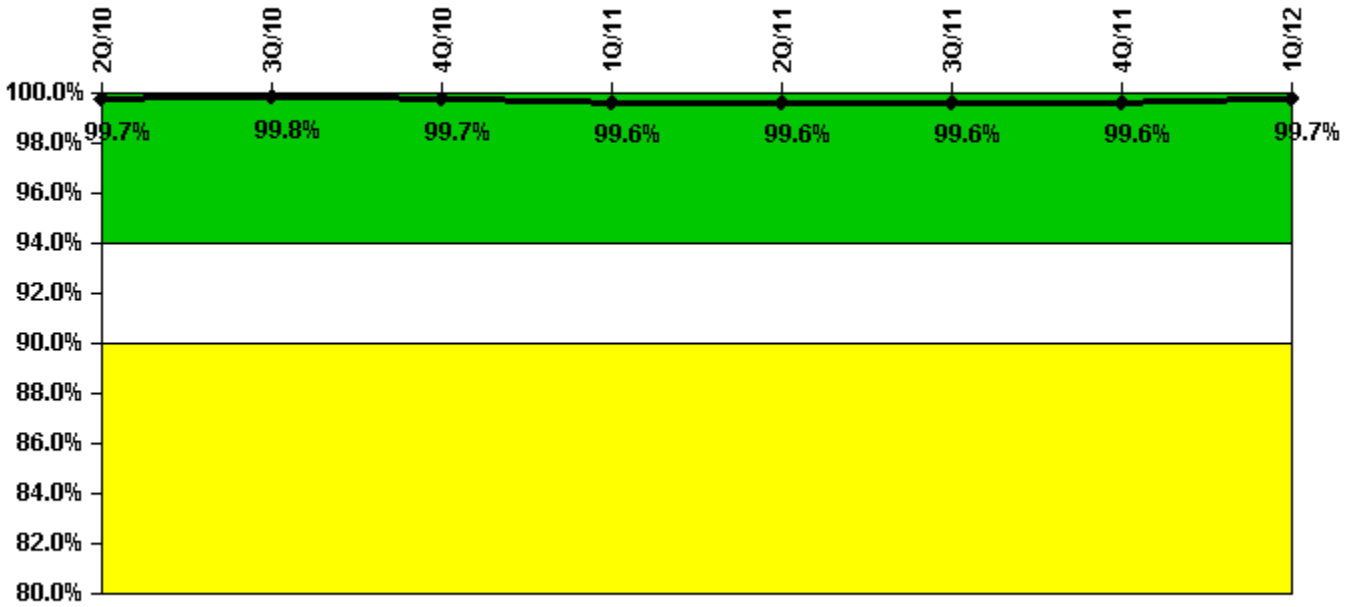
Thresholds: White < 80.0% Yellow < 60.0%

Notes

ERO Drill Participation	2Q/10	3Q/10	4Q/10	1Q/11	2Q/11	3Q/11	4Q/11	1Q/12
Participating Key personnel	66.0	68.0	67.0	65.0	65.0	67.0	66.0	63.0
Total Key personnel	68.0	68.0	67.0	65.0	65.0	68.0	66.0	67.0
Indicator value	97.1%	100.0%	100.0%	100.0%	100.0%	98.5%	100.0%	94.0%

Licensee Comments: none

Alert & Notification System



Thresholds: White < 94.0% Yellow < 90.0%

Notes

Alert & Notification System	2Q/10	3Q/10	4Q/10	1Q/11	2Q/11	3Q/11	4Q/11	1Q/12
Successful siren-tests	2551	2591	2594	2545	2547	2556	2557	2595
Total sirens-tests	2560	2600	2600	2560	2560	2560	2569	2600
Indicator value	99.7%	99.8%	99.7%	99.6%	99.6%	99.6%	99.6%	99.7%

Licensee Comments: none

Occupational Exposure Control Effectiveness



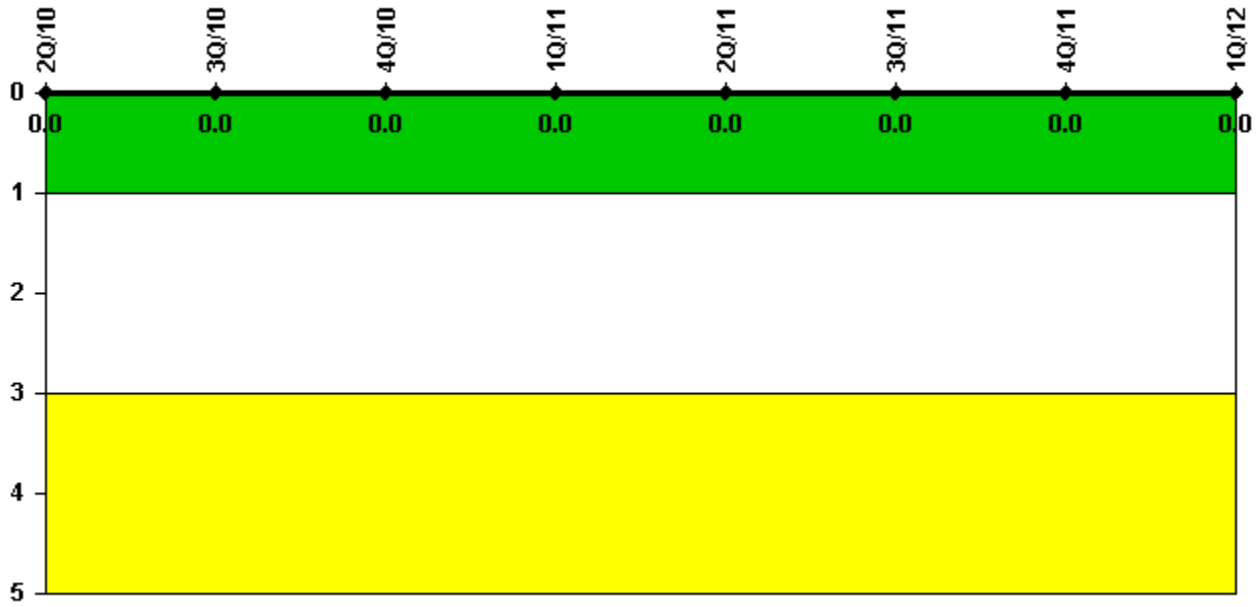
Thresholds: White > 2.0 Yellow > 5.0

Notes

Occupational Exposure Control Effectiveness	2Q/10	3Q/10	4Q/10	1Q/11	2Q/11	3Q/11	4Q/11	1Q/12
High radiation area occurrences	0	0	0	0	0	0	0	0
Very high radiation area occurrences	0	0	0	0	0	0	0	0
Unintended exposure occurrences	0	0	0	0	0	0	0	0
Indicator value	0	0	0	0	0	0	0	0

Licensee Comments: none

RETS/ODCM Radiological Effluent



Thresholds: White > 1.0 Yellow > 3.0

Notes

RETS/ODCM Radiological Effluent	2Q/10	3Q/10	4Q/10	1Q/11	2Q/11	3Q/11	4Q/11	1Q/12
RETS/ODCM occurrences	0	0	0	0	0	0	0	0
Indicator value	0	0	0	0	0	0	0	0

Licensee Comments: none

[Security](#) information not publicly available.