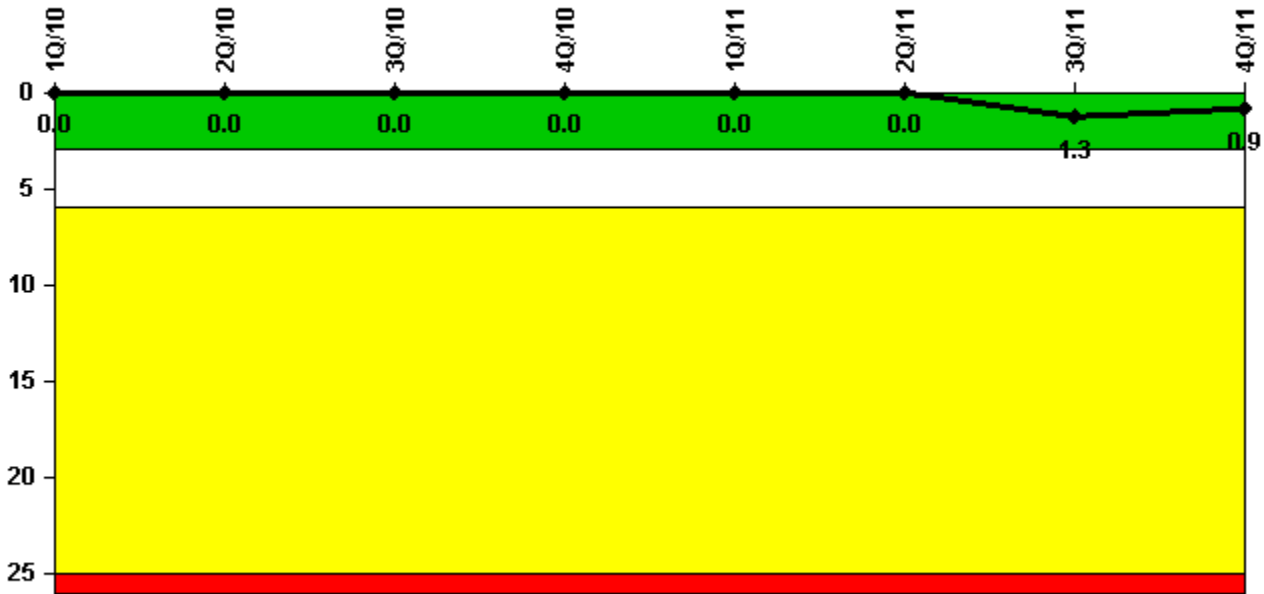


San Onofre 3

4Q/2011 Performance Indicators

Licensee's General Comments: none

Unplanned Scrams per 7000 Critical Hrs



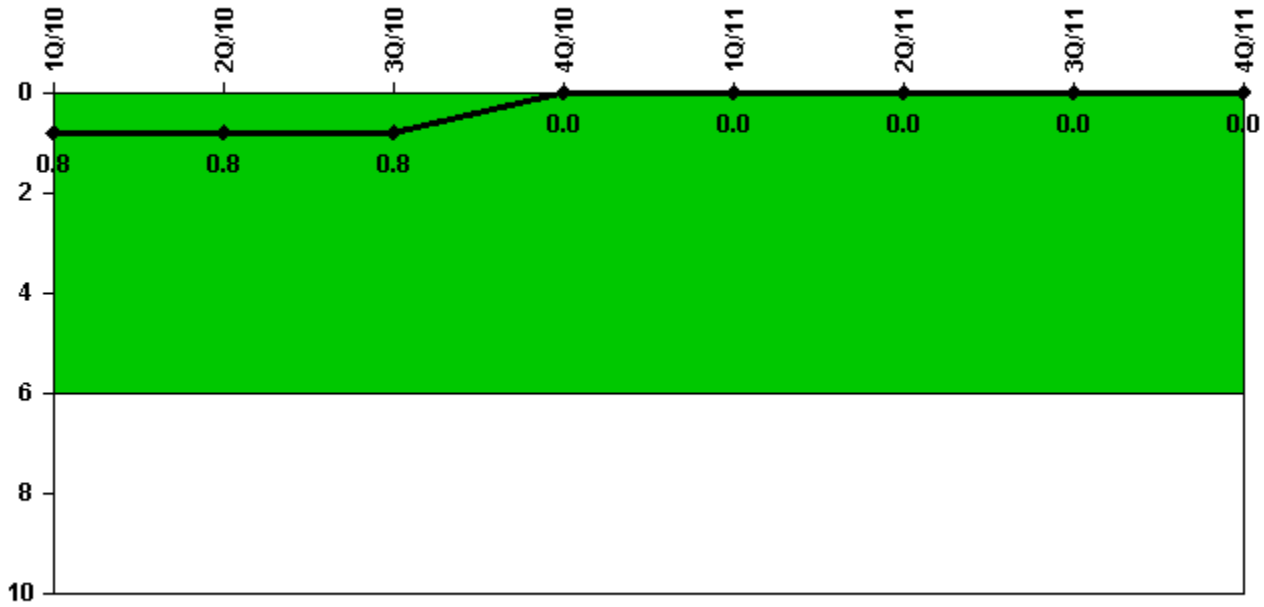
Thresholds: White > 3.0 Yellow > 6.0 Red > 25.0

Notes

Unplanned Scrams per 7000 Critical Hrs	1Q/10	2Q/10	3Q/10	4Q/10	1Q/11	2Q/11	3Q/11	4Q/11
Unplanned scrams	0	0	0	0	0	0	1.0	0
Critical hours	2159.0	2184.0	2208.0	217.4	1058.2	2184.0	2128.9	2209.0
Indicator value	0	0	0	0	0	0	1.3	0.9

Licensee Comments: none

Unplanned Power Changes per 7000 Critical Hrs



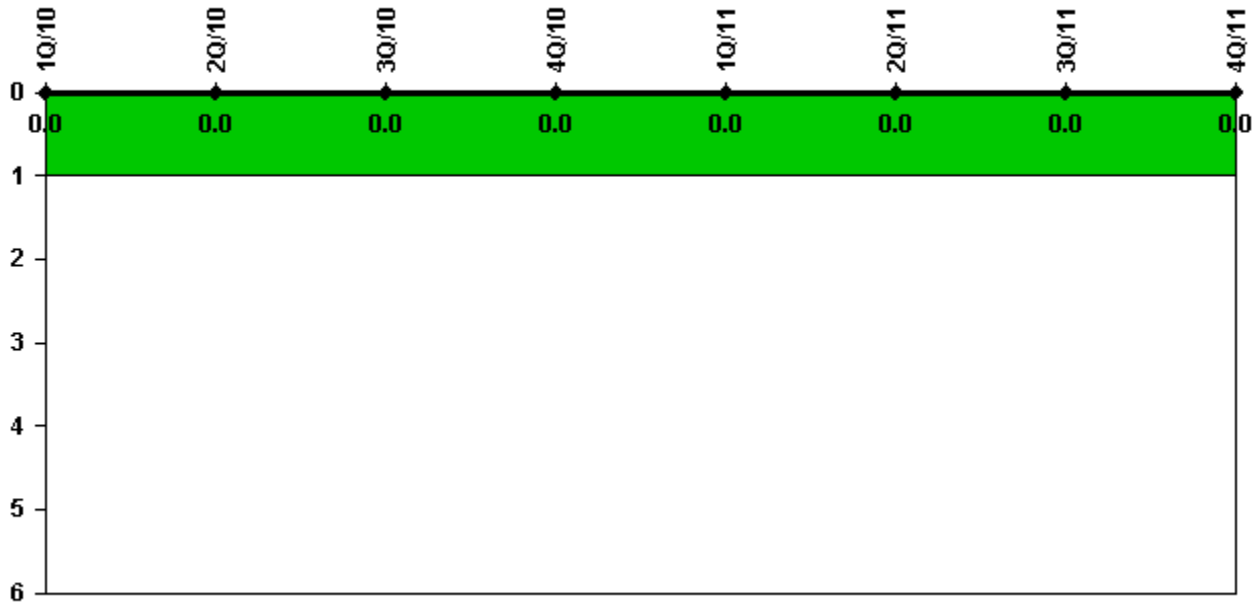
Thresholds: White > 6.0

Notes

Unplanned Power Changes per 7000 Critical Hrs	1Q/10	2Q/10	3Q/10	4Q/10	1Q/11	2Q/11	3Q/11	4Q/11
Unplanned power changes	0	0	0	0	0	0	0	0
Critical hours	2159.0	2184.0	2208.0	217.4	1058.2	2184.0	2128.9	2209.0
Indicator value	0.8	0.8	0.8	0	0	0	0	0

Licensee Comments: none

Unplanned Scrams with Complications



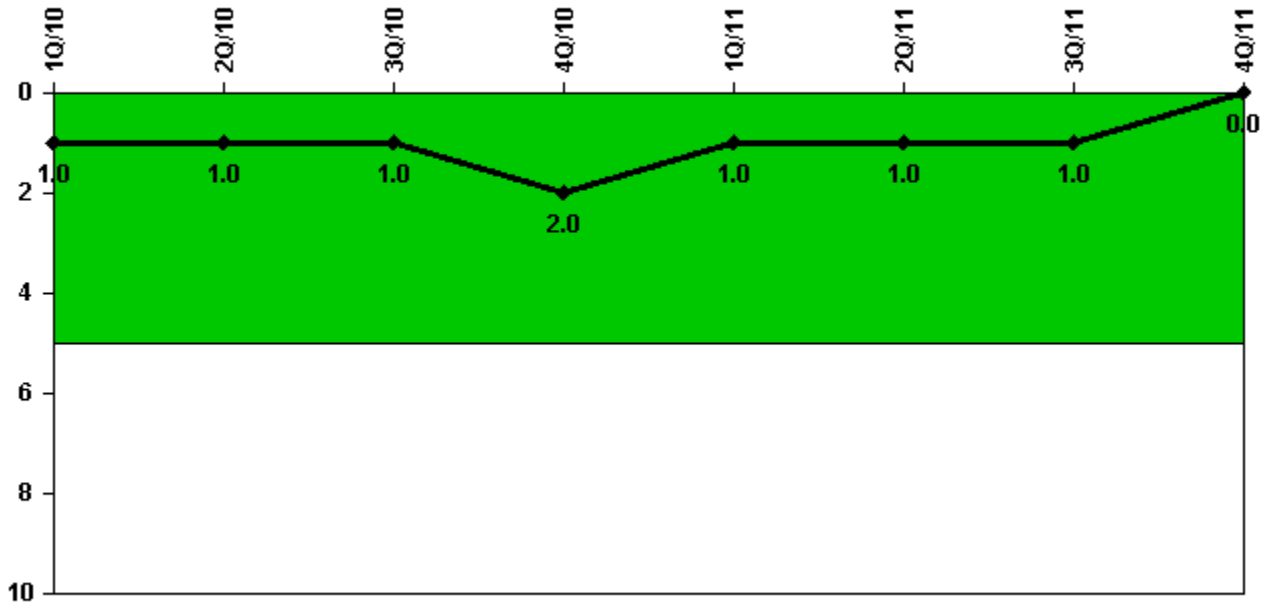
Thresholds: White > 1.0

Notes

Unplanned Scrams with Complications	1Q/10	2Q/10	3Q/10	4Q/10	1Q/11	2Q/11	3Q/11	4Q/11
Scrams with complications	0	0	0	0	0	0	0	0
Indicator value	0.0	0.0	0.0	0.0	0.0	0.0	0.0	0.0

Licensee Comments: none

Safety System Functional Failures (PWR)



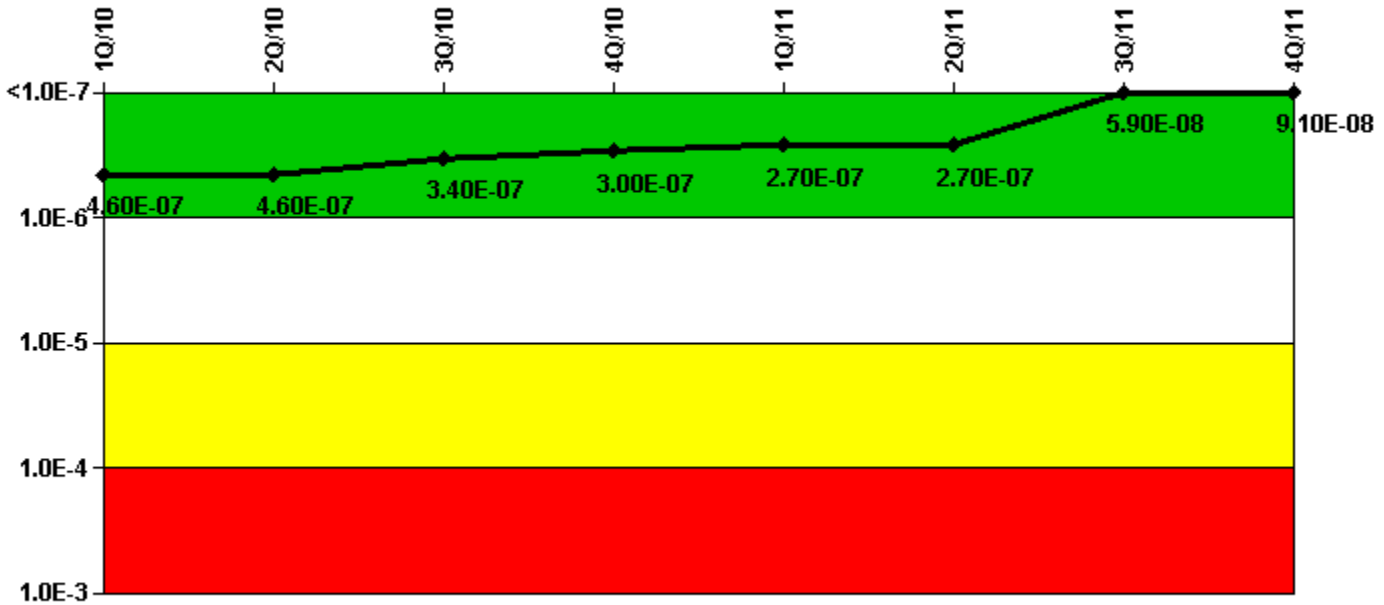
Thresholds: White > 5.0

Notes

Safety System Functional Failures (PWR)	1Q/10	2Q/10	3Q/10	4Q/10	1Q/11	2Q/11	3Q/11	4Q/11
Safety System Functional Failures	1	0	0	1	0	0	0	0
Indicator value	1	1	1	2	1	1	1	0

Licensee Comments: none

Mitigating Systems Performance Index, Emergency AC Power System



Thresholds: White > 1.00E-6 Yellow > 1.00E-5 Red > 1.00E-4


Notes

Mitigating Systems Performance Index, Emergency AC Power System	1Q/10	2Q/10	3Q/10	4Q/10	1Q/11	2Q/11	3Q/11	4Q/11
UAI (ΔCDF)	1.12E-07	1.12E-07	8.70E-08	7.09E-08	6.99E-08	6.64E-08	4.00E-08	6.97E-08
URI (ΔCDF)	3.52E-07	3.52E-07	2.53E-07	2.26E-07	1.99E-07	1.99E-07	1.89E-08	2.15E-08
PLE	NO	NO	NO	NO	NO	NO	NO	NO
Indicator value	4.60E-07	4.60E-07	3.40E-07	3.00E-07	2.70E-07	2.70E-07	5.90E-08	9.10E-08

Licensee Comments:

4Q/11: CDE Comment for PRA Parameter Changes for 4Q11. PRACP-11-0004 models the removal of credit for transferring RCP's power to the other unit on loss of offsite power. This would increase the failure probability of normal Pressurizer Spray, which is provided by the RCPs. Hence, the Auxiliary Spray becomes more important. The suction valve for the Auxiliary Spray is a Train B valve, which makes Train B EDG more important. The Birnbaum values for Train B EDG components increased up to 46%. The Birnbaum value for train unavailability increased 10%.

Mitigating Systems Performance Index, High Pressure Injection System



Thresholds: White > 1.00E-6 Yellow > 1.00E-5 Red > 1.00E-4

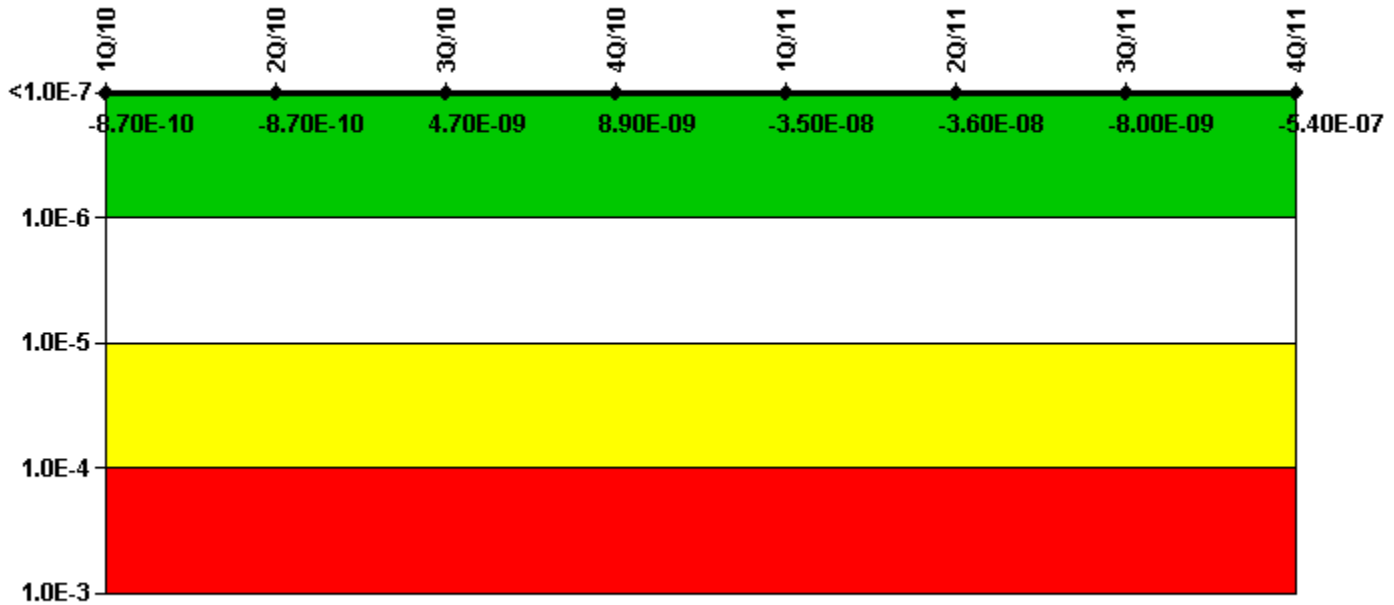
Notes

Mitigating Systems Performance Index, High Pressure Injection System	1Q/10	2Q/10	3Q/10	4Q/10	1Q/11	2Q/11	3Q/11	4Q/11
UAI (Δ CDF)	-4.30E-09	-8.77E-09	-3.70E-08	-3.10E-08	-1.10E-08	-1.18E-08	-2.88E-08	-4.39E-08
URI (Δ CDF)	-4.89E-08	-5.25E-08	-5.23E-08	-5.23E-08	-5.23E-08	-5.23E-08	-5.23E-08	-5.24E-08
PLE	NO	NO	NO	NO	NO	NO	NO	NO
Indicator value	-5.30E-08	-6.10E-08	-8.90E-08	-8.30E-08	-6.30E-08	-6.40E-08	-8.10E-08	-9.60E-08

Licensee Comments:

4Q/11: CDE Comment for PRA Parameter Changes for 4Q11. For HPSI system, all Birnbaum values are within 1% change compared to last quarter's Birnbaum values.

Mitigating Systems Performance Index, Heat Removal System



Thresholds: White > 1.00E-6 Yellow > 1.00E-5 Red > 1.00E-4

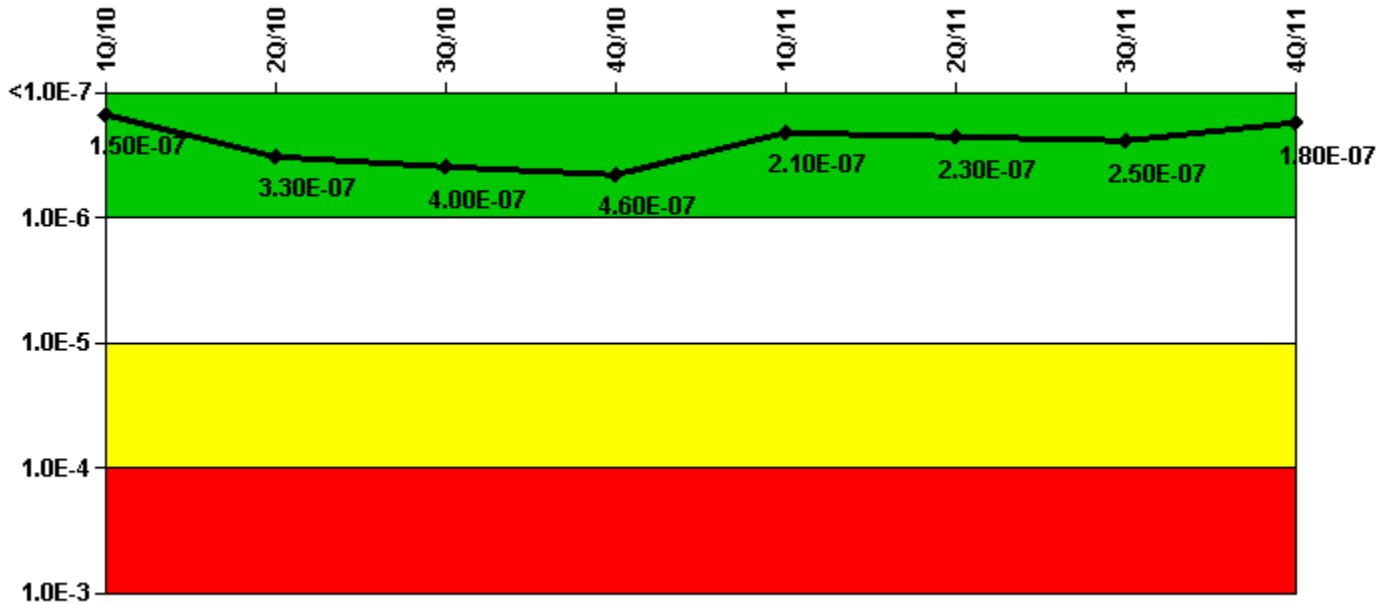
Notes

Mitigating Systems Performance Index, Heat Removal System	1Q/10	2Q/10	3Q/10	4Q/10	1Q/11	2Q/11	3Q/11	4Q/11
UAI (Δ CDF)	-4.92E-08	-4.92E-08	-1.05E-07	-1.01E-07	-1.45E-07	-1.46E-07	-1.11E-07	-1.45E-07
URI (Δ CDF)	4.83E-08	4.83E-08	1.10E-07	1.10E-07	1.10E-07	1.10E-07	1.03E-07	-3.96E-07
PLE	NO	NO	NO	NO	NO	NO	NO	NO
Indicator value	-8.70E-10	-8.70E-10	4.70E-09	8.90E-09	-3.50E-08	-3.60E-08	-8.00E-09	-5.40E-07

Licensee Comments:

4Q/11: CDE Comment for PRA Parameter Changes for 4Q11. For AFW system, all Birnbaum values are within 1% change compared to last quarter's Birnbaum values.

Mitigating Systems Performance Index, Residual Heat Removal System



Thresholds: White > 1.00E-6 Yellow > 1.00E-5 Red > 1.00E-4

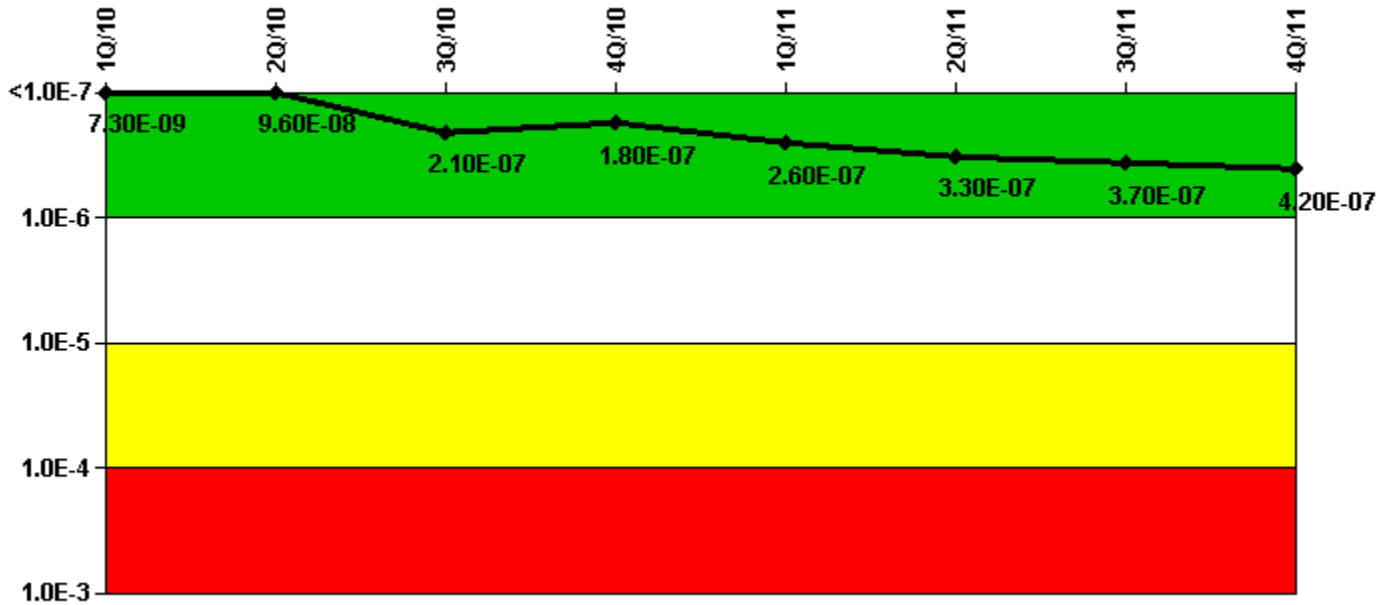
Notes

Mitigating Systems Performance Index, Residual Heat Removal System	1Q/10	2Q/10	3Q/10	4Q/10	1Q/11	2Q/11	3Q/11	4Q/11
UAI (ΔCDF)	1.74E-07	3.56E-07	4.23E-07	4.83E-07	2.35E-07	2.55E-07	2.75E-07	2.09E-07
URI (ΔCDF)	-2.62E-08	-2.62E-08	-2.62E-08	-2.62E-08	-2.62E-08	-2.62E-08	-2.62E-08	-2.62E-08
PLE	NO	NO	NO	NO	NO	NO	NO	NO
Indicator value	1.50E-07	3.30E-07	4.00E-07	4.60E-07	2.10E-07	2.30E-07	2.50E-07	1.80E-07

Licensee Comments:

4Q/11: CDE Comment for PRA Parameter Changes for 4Q11. For RHR system, all Birnbaum values are within 1% change compared to last quarter's Birnbaum values.

Mitigating Systems Performance Index, Cooling Water Systems



Thresholds: White > 1.00E-6 Yellow > 1.00E-5 Red > 1.00E-4

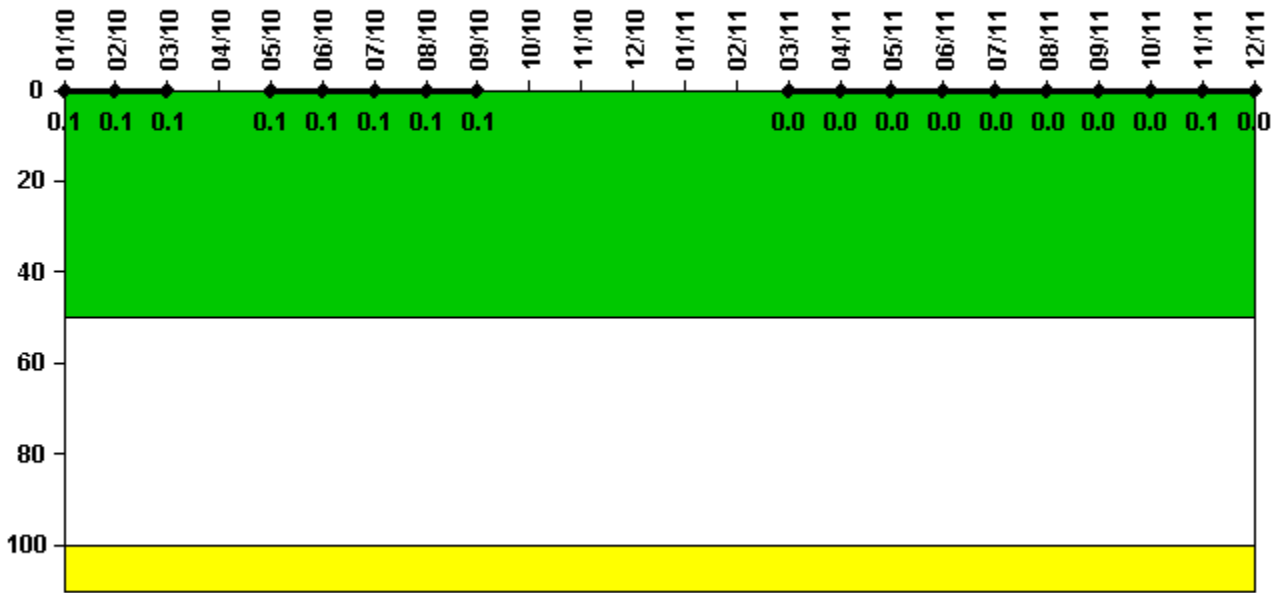
Notes

Mitigating Systems Performance Index, Cooling Water Systems	1Q/10	2Q/10	3Q/10	4Q/10	1Q/11	2Q/11	3Q/11	4Q/11
UAI (ΔCDF)	1.21E-07	2.11E-07	3.27E-07	2.98E-07	3.71E-07	4.44E-07	4.89E-07	5.33E-07
URI (ΔCDF)	-1.14E-07	-1.14E-07	-1.14E-07	-1.14E-07	-1.14E-07	-1.14E-07	-1.14E-07	-1.14E-07
PLE	NO	NO	NO	NO	NO	NO	NO	NO
Indicator value	7.30E-09	9.60E-08	2.10E-07	1.80E-07	2.60E-07	3.30E-07	3.70E-07	4.20E-07

Licensee Comments:

4Q/11: CDE Comment for PRA Parameter Changes for 4Q11. For Supporting System Cooling system, all Birnbaum values are within 1% change compared to last quarter's Birnbaum values.

Reactor Coolant System Activity



Thresholds: White > 50.0 Yellow > 100.0

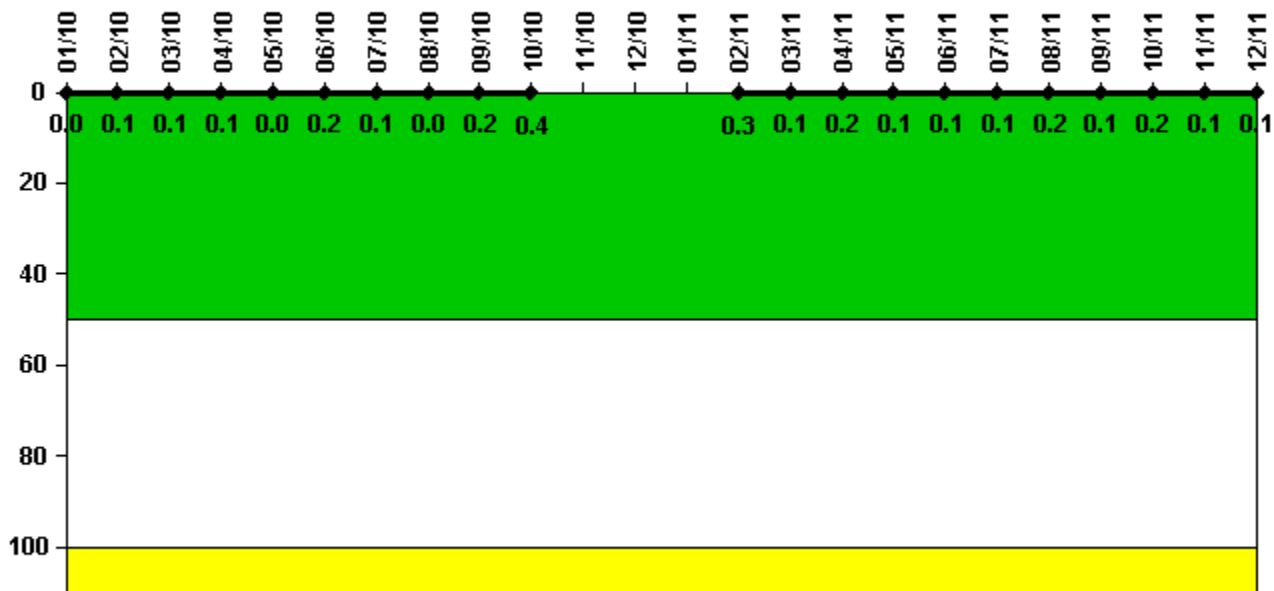
Notes

Reactor Coolant System Activity	1/10	2/10	3/10	4/10	5/10	6/10	7/10	8/10	9/10	10/10	11/10	12/10
Maximum activity	0.000679	0.000718	0.000667	N/A	0.001080	0.001030	0.000986	0.001340	0.001440	N/A	N/A	N/A
Technical specification limit	1.0	1.0	1.0	1.0	1.0	1.0	1.0	1.0	1.0	1.0	1.0	1.0
Indicator value	0.1	0.1	0.1	N/A	0.1	0.1	0.1	0.1	0.1	N/A	N/A	N/A

Reactor Coolant System Activity	1/11	2/11	3/11	4/11	5/11	6/11	7/11	8/11	9/11	10/11	11/11	12/11
Maximum activity	N/A	N/A	0.000193	0.000303	0.000318	0.000421	0.000288	0.000419	0.000403	0.000419	0.000513	0.000471
Technical specification limit	1.0	1.0	1.0	1.0	1.0	1.0	1.0	1.0	1.0	1.0	1.0	1.0
Indicator value	N/A	N/A	0	0	0	0	0	0	0	0	0.1	0

Licensee Comments: none

Reactor Coolant System Leakage



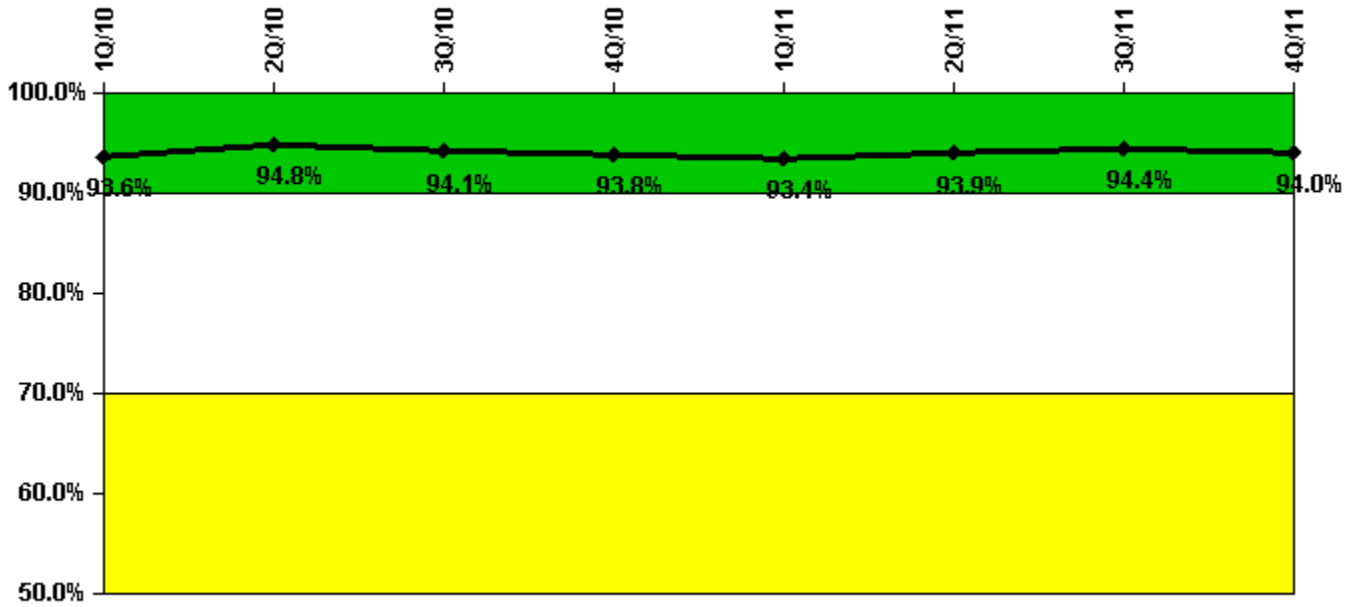
Thresholds: White > 50.0 Yellow > 100.0

Notes

Reactor Coolant System Leakage	1/10	2/10	3/10	4/10	5/10	6/10	7/10	8/10	9/10	10/10	11/10	12/10
Maximum leakage	0	0.010	0.010	0.010	0	0.020	0.010	0	0.020	0.040	N/A	N/A
Technical specification limit	10.0	10.0	10.0	10.0	10.0	10.0	10.0	10.0	10.0	10.0	10.0	10.0
Indicator value	0	0.1	0.1	0.1	0	0.2	0.1	0	0.2	0.4	N/A	N/A
Reactor Coolant System Leakage	1/11	2/11	3/11	4/11	5/11	6/11	7/11	8/11	9/11	10/11	11/11	12/11
Maximum leakage	N/A	0.030	0.010	0.020	0.010	0.010	0.010	0.020	0.010	0.020	0.010	0.010
Technical specification limit	10.0	10.0	10.0	10.0	10.0	10.0	10.0	10.0	10.0	10.0	10.0	10.0
Indicator value	N/A	0.3	0.1	0.2	0.1	0.1	0.1	0.2	0.1	0.2	0.1	0.1

Licensee Comments: none

Drill/Exercise Performance



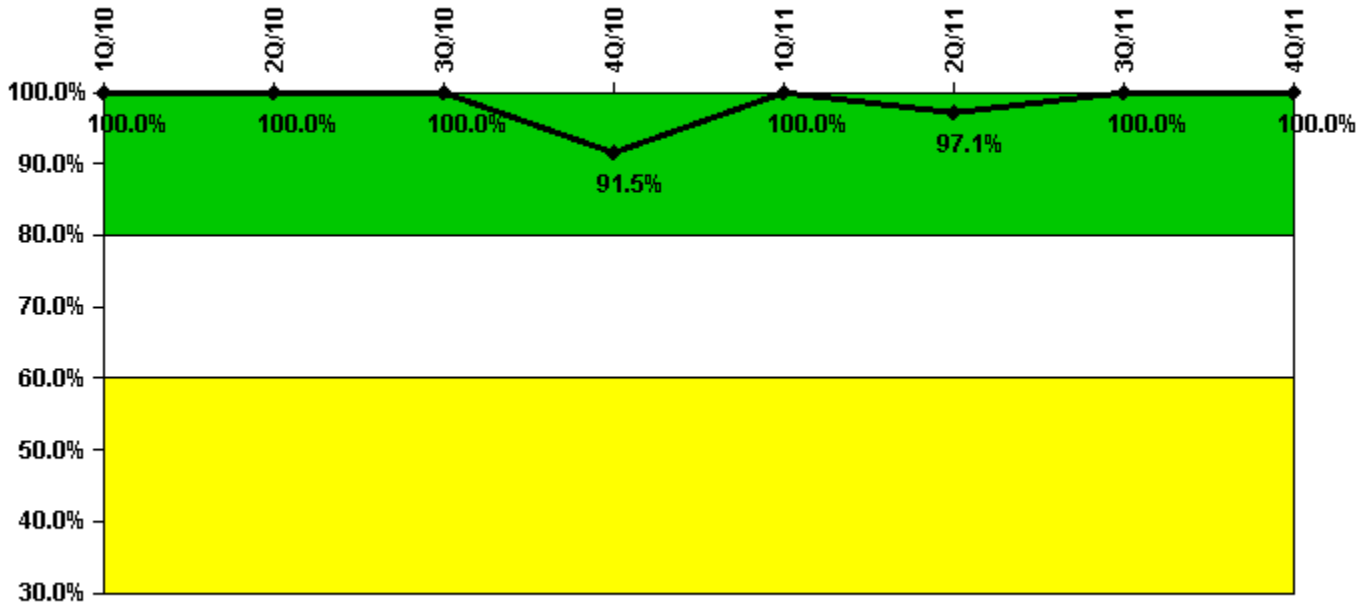
Thresholds: White < 90.0% Yellow < 70.0%

Notes

Drill/Exercise Performance	1Q/10	2Q/10	3Q/10	4Q/10	1Q/11	2Q/11	3Q/11	4Q/11
Successful opportunities	11.0	52.0	50.0	0	25.0	65.0	60.0	128.0
Total opportunities	15.0	52.0	55.0	0	27.0	66.0	65.0	136.0
Indicator value	93.6%	94.8%	94.1%	93.8%	93.4%	93.9%	94.4%	94.0%

Licensee Comments: none

ERO Drill Participation



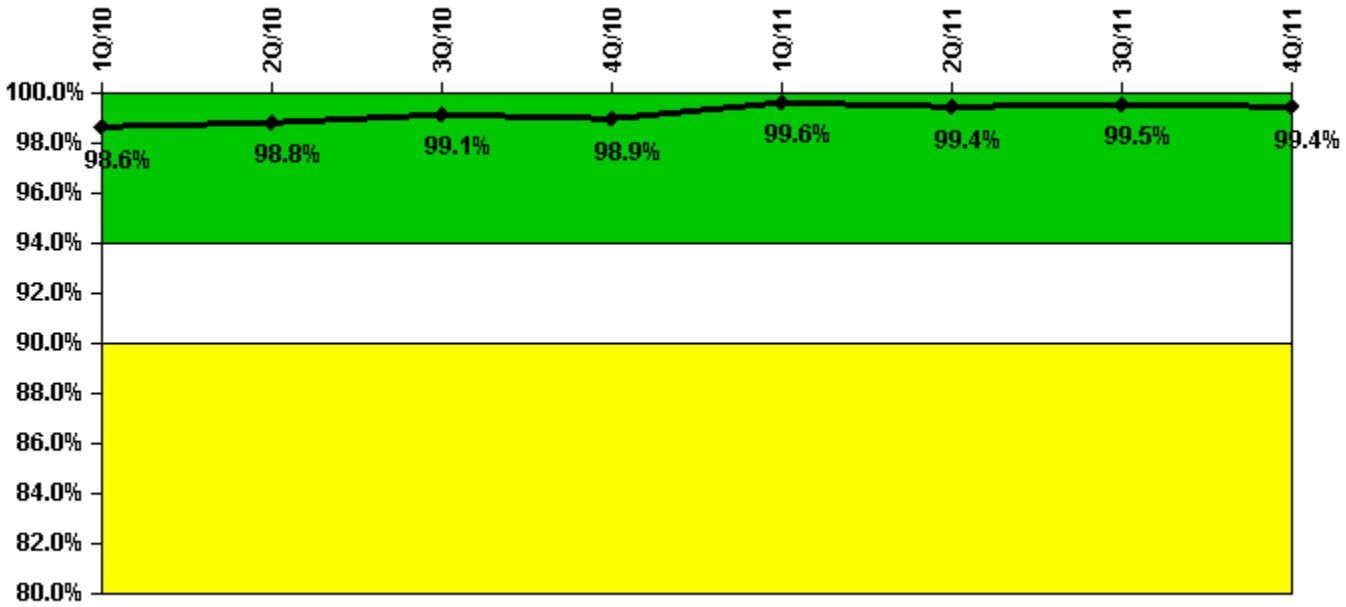
Thresholds: White < 80.0% Yellow < 60.0%

Notes

ERO Drill Participation	1Q/10	2Q/10	3Q/10	4Q/10	1Q/11	2Q/11	3Q/11	4Q/11
Participating Key personnel	72.0	74.0	65.0	65.0	68.0	66.0	72.0	73.0
Total Key personnel	72.0	74.0	65.0	71.0	68.0	68.0	72.0	73.0
Indicator value	100.0%	100.0%	100.0%	91.5%	100.0%	97.1%	100.0%	100.0%

Licensee Comments: none

Alert & Notification System



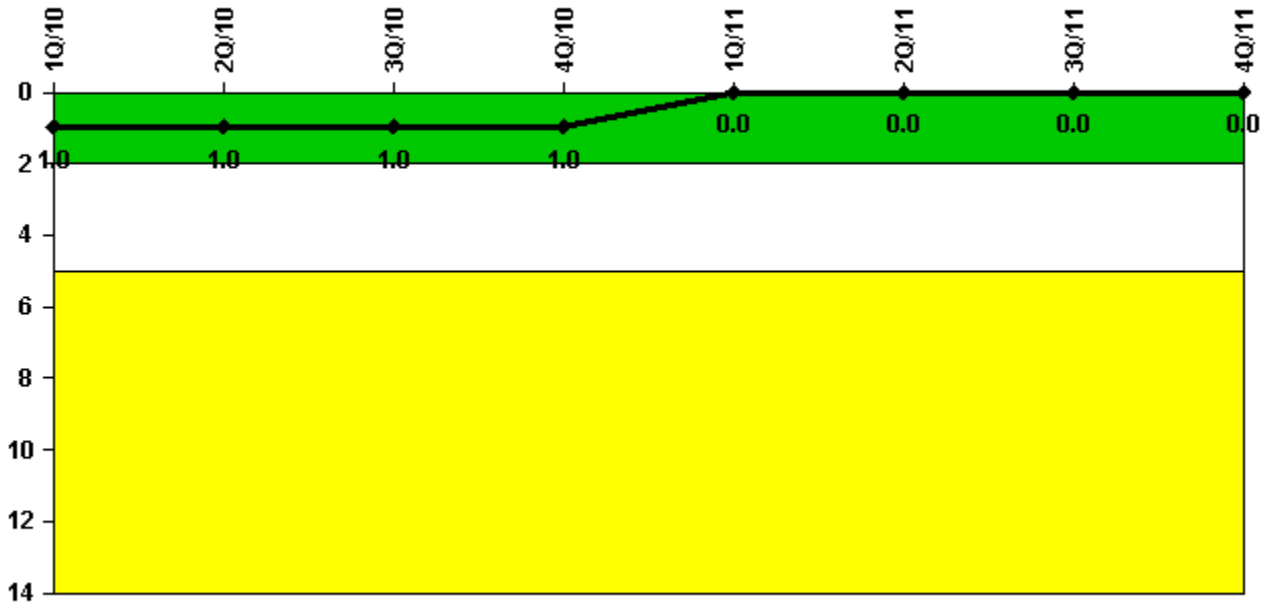
Thresholds: White < 94.0% Yellow < 90.0%

Notes

Alert & Notification System	1Q/10	2Q/10	3Q/10	4Q/10	1Q/11	2Q/11	3Q/11	4Q/11
Successful siren-tests	350	405	399	447	394	347	399	445
Total sirens-tests	362	406	400	450	396	350	399	450
Indicator value	98.6%	98.8%	99.1%	98.9%	99.6%	99.4%	99.5%	99.4%

Licensee Comments: none

Occupational Exposure Control Effectiveness



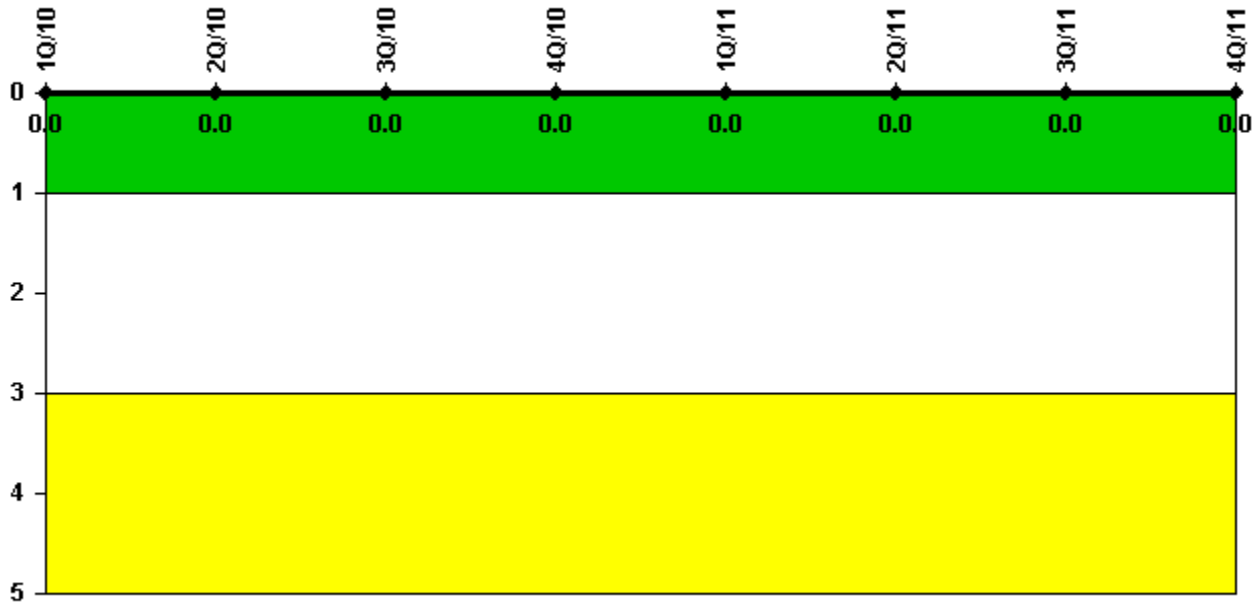
Thresholds: White > 2.0 Yellow > 5.0

Notes

Occupational Exposure Control Effectiveness	1Q/10	2Q/10	3Q/10	4Q/10	1Q/11	2Q/11	3Q/11	4Q/11
High radiation area occurrences	1	0	0	0	0	0	0	0
Very high radiation area occurrences	0	0	0	0	0	0	0	0
Unintended exposure occurrences	0	0	0	0	0	0	0	0
Indicator value	1	1	1	1	0	0	0	0

Licensee Comments: none

RETS/ODCM Radiological Effluent



Thresholds: White > 1.0 Yellow > 3.0

Notes

RETS/ODCM Radiological Effluent	1Q/10	2Q/10	3Q/10	4Q/10	1Q/11	2Q/11	3Q/11	4Q/11
RETS/ODCM occurrences	0	0	0	0	0	0	0	0
Indicator value	0	0	0	0	0	0	0	0

Licensee Comments: none

[Security](#) information not publicly available.