

# Dresden 2

## 4Q/2011 Performance Indicators

Licensee's General Comments: none

### Unplanned Scrams per 7000 Critical Hrs



Thresholds: White > 3.0 Yellow > 6.0 Red > 25.0

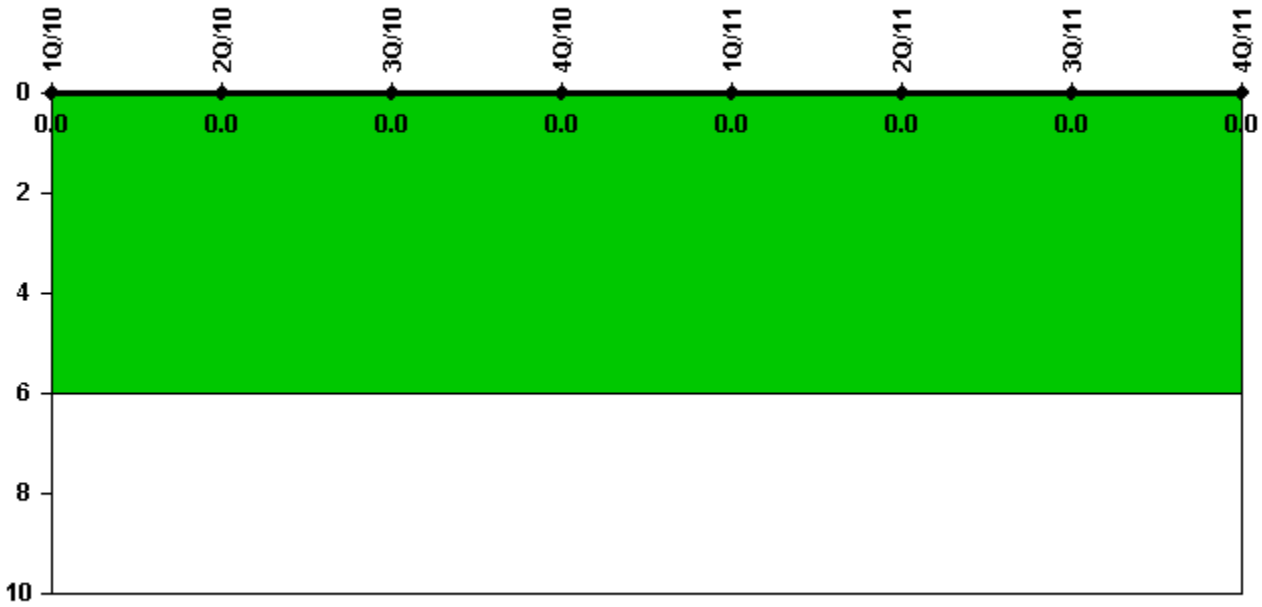
### Notes

Unplanned Scrams per 7000 Critical Hrs	1Q/10	2Q/10	3Q/10	4Q/10	1Q/11	2Q/11	3Q/11	4Q/11
Unplanned scrams	0	0	0	0	0	0	0	0
Critical hours	2159.0	2184.0	2208.0	2209.0	2159.0	2184.0	2208.0	1630.4
Indicator value	0	0	0	0	0	0	0	0

Licensee Comments: none

---

## Unplanned Power Changes per 7000 Critical Hrs



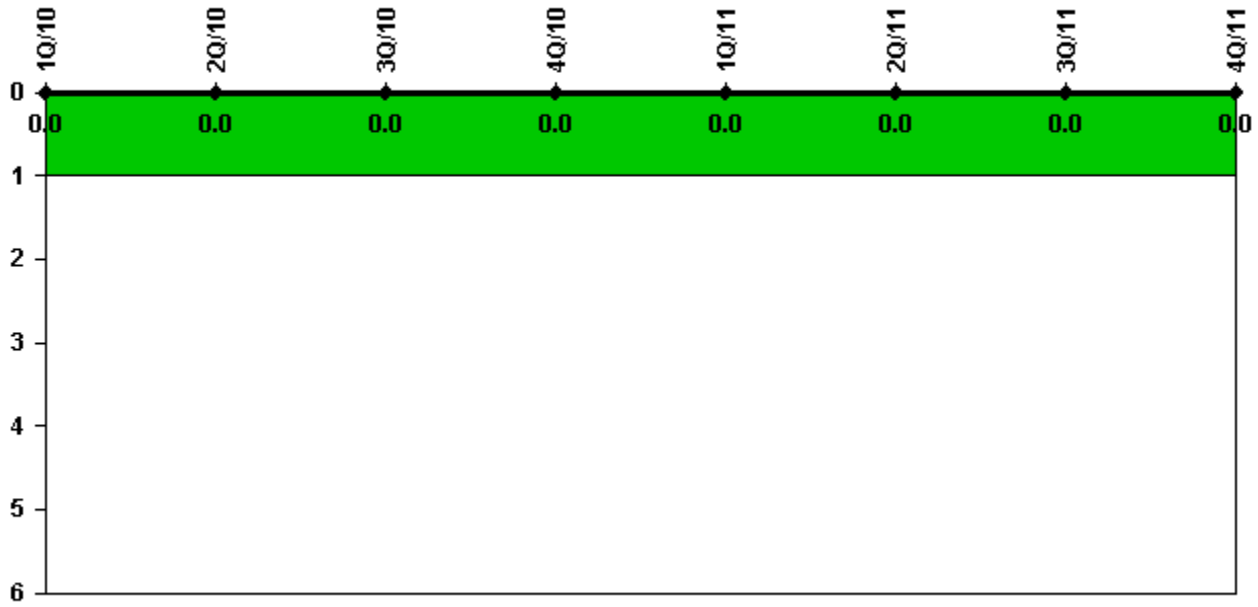
Thresholds: White > 6.0

### Notes

Unplanned Power Changes per 7000 Critical Hrs	1Q/10	2Q/10	3Q/10	4Q/10	1Q/11	2Q/11	3Q/11	4Q/11
Unplanned power changes	0	0	0	0	0	0	0	0
Critical hours	2159.0	2184.0	2208.0	2209.0	2159.0	2184.0	2208.0	1630.4
Indicator value	0	0	0	0	0	0	0	0

Licensee Comments: none

# Unplanned Scrams with Complications



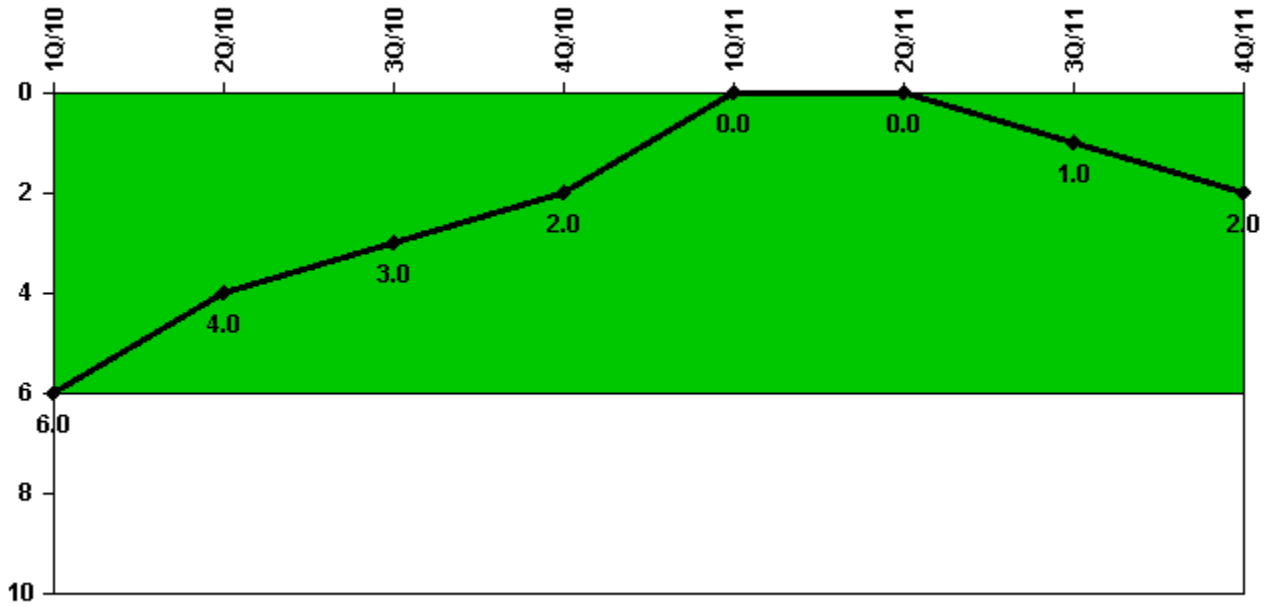
Thresholds: White > 1.0

## Notes

Unplanned Scrams with Complications	1Q/10	2Q/10	3Q/10	4Q/10	1Q/11	2Q/11	3Q/11	4Q/11
Scrams with complications	0	0	0	0	0	0	0	0
Indicator value	0.0	0.0	0.0	0.0	0.0	0.0	0.0	0.0

Licensee Comments: none

## Safety System Functional Failures (BWR)



Thresholds: White > 6.0

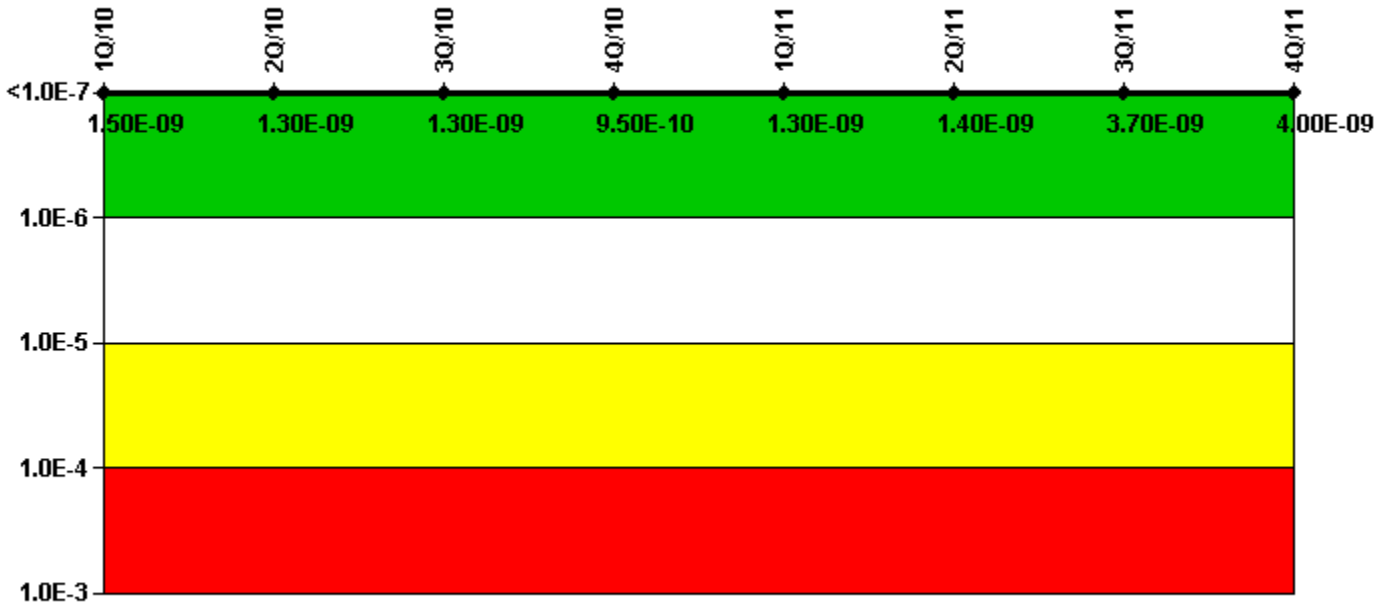
### Notes

Safety System Functional Failures (BWR)	1Q/10	2Q/10	3Q/10	4Q/10	1Q/11	2Q/11	3Q/11	4Q/11
Safety System Functional Failures	2	0	0	0	0	0	1	1
Indicator value	6	4	3	2	0	0	1	2

Licensee Comments:

4Q/11: LER 237-2011-004-00, Personnel Error Results in Control Room Emergency Ventilation Air Conditioning System Inoperability, dated 12/16/2011

# Mitigating Systems Performance Index, Emergency AC Power System



Thresholds: White > 1.00E-6 Yellow > 1.00E-5 Red > 1.00E-4

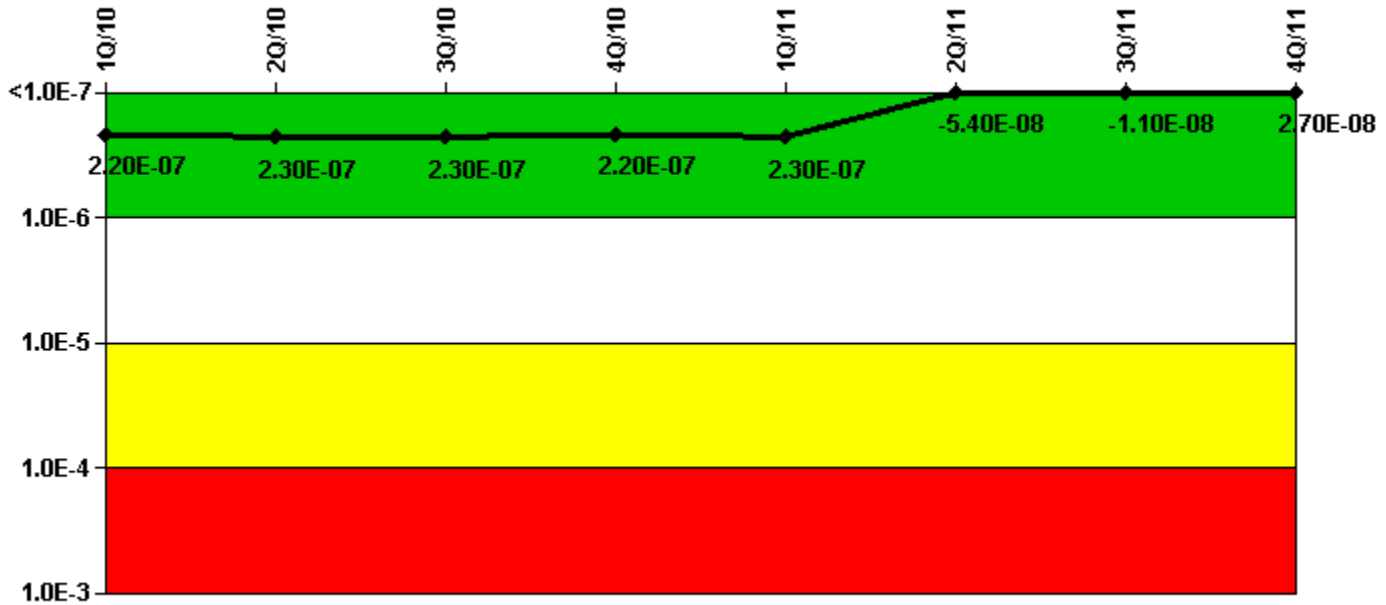
## Notes

Mitigating Systems Performance Index, Emergency AC Power System	1Q/10	2Q/10	3Q/10	4Q/10	1Q/11	2Q/11	3Q/11	4Q/11
UAI ( $\Delta$ CDF)	8.87E-10	4.83E-10	5.52E-10	1.54E-10	5.88E-10	8.60E-10	1.46E-09	1.90E-09
URI ( $\Delta$ CDF)	5.99E-10	7.94E-10	7.88E-10	7.98E-10	7.30E-10	5.38E-10	2.24E-09	2.15E-09
PLE	NO	NO	NO	NO	NO	NO	NO	NO
Indicator value	1.50E-09	1.30E-09	1.30E-09	9.50E-10	1.30E-09	1.40E-09	3.70E-09	4.00E-09

Licensee Comments:

4Q/11: The MSPI basis document was revised in late November 2011. The revision (Revision 9) added the Diesel Oil Fuel Transfer Pump to the EDG super component boundary and designated the pump train as a monitored component in accordance with the resolution to FAQ 484. The FAQ resolution has an effective date of 1/1/2012. Therefore, there was no effect on the EDG MSPI data during November or December 2011.

# Mitigating Systems Performance Index, High Pressure Injection System




Thresholds: White > 1.00E-6 Yellow > 1.00E-5 Red > 1.00E-4

## Notes

Mitigating Systems Performance Index, High Pressure Injection System	1Q/10	2Q/10	3Q/10	4Q/10	1Q/11	2Q/11	3Q/11	4Q/11
UAI ( $\Delta$ CDF)	-3.63E-08	-3.63E-08	-3.63E-08	-3.65E-08	-3.65E-08	-4.68E-08	-3.22E-09	3.43E-08
URI ( $\Delta$ CDF)	2.54E-07	2.61E-07	2.61E-07	2.61E-07	2.61E-07	-7.66E-09	-7.66E-09	-7.66E-09
PLE	NO	NO	NO	NO	NO	NO	NO	NO
Indicator value	2.20E-07	2.30E-07	2.30E-07	2.20E-07	2.30E-07	-5.40E-08	-1.10E-08	2.70E-08

Licensee Comments: none

# Mitigating Systems Performance Index, Heat Removal System



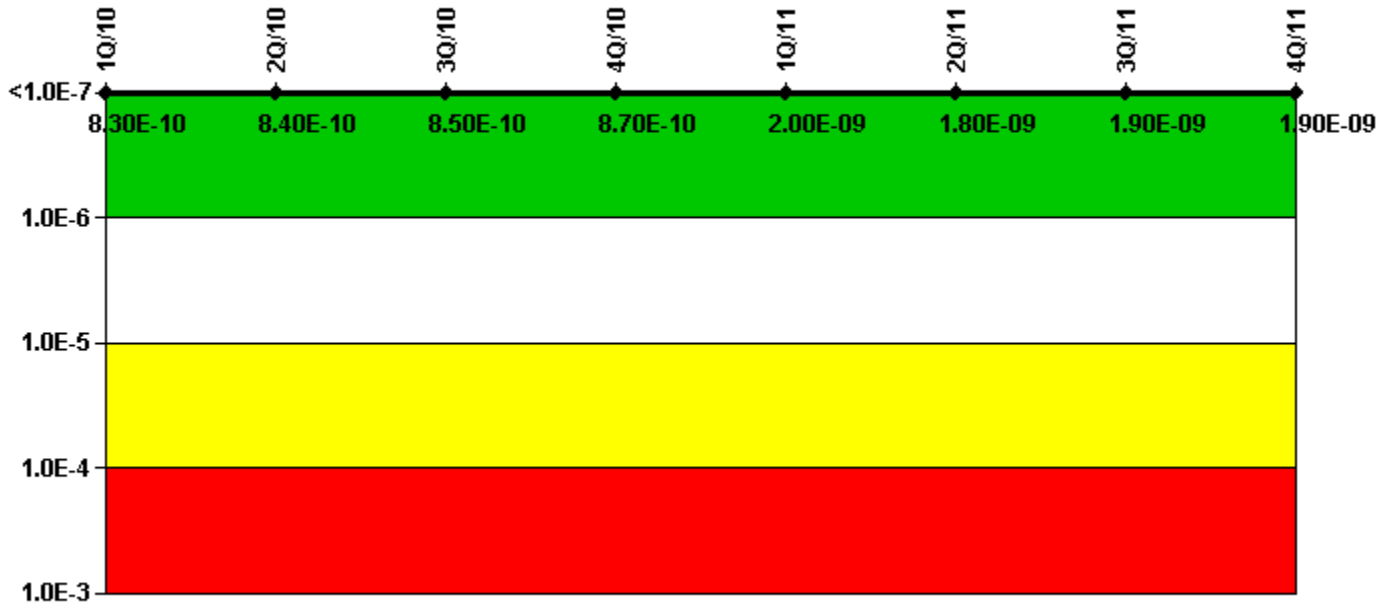
Thresholds: White > 1.00E-6 Yellow > 1.00E-5 Red > 1.00E-4

## Notes

Mitigating Systems Performance Index, Heat Removal System	1Q/10	2Q/10	3Q/10	4Q/10	1Q/11	2Q/11	3Q/11	4Q/11
UAI ( $\Delta$ CDF)	2.40E-09	9.29E-10	3.64E-09	1.59E-09	-1.72E-09	-3.31E-09	-6.24E-09	-6.24E-09
URI ( $\Delta$ CDF)	-1.18E-10	-9.92E-11	-9.92E-11	-9.92E-11	-9.92E-11	-9.92E-11	-9.92E-11	-9.92E-11
PLE	NO	NO	NO	NO	NO	NO	NO	NO
Indicator value	2.30E-09	8.30E-10	3.50E-09	1.50E-09	-1.80E-09	-3.40E-09	-6.30E-09	-6.30E-09

Licensee Comments: none

# Mitigating Systems Performance Index, Residual Heat Removal System



Thresholds: White > 1.00E-6 Yellow > 1.00E-5 Red > 1.00E-4

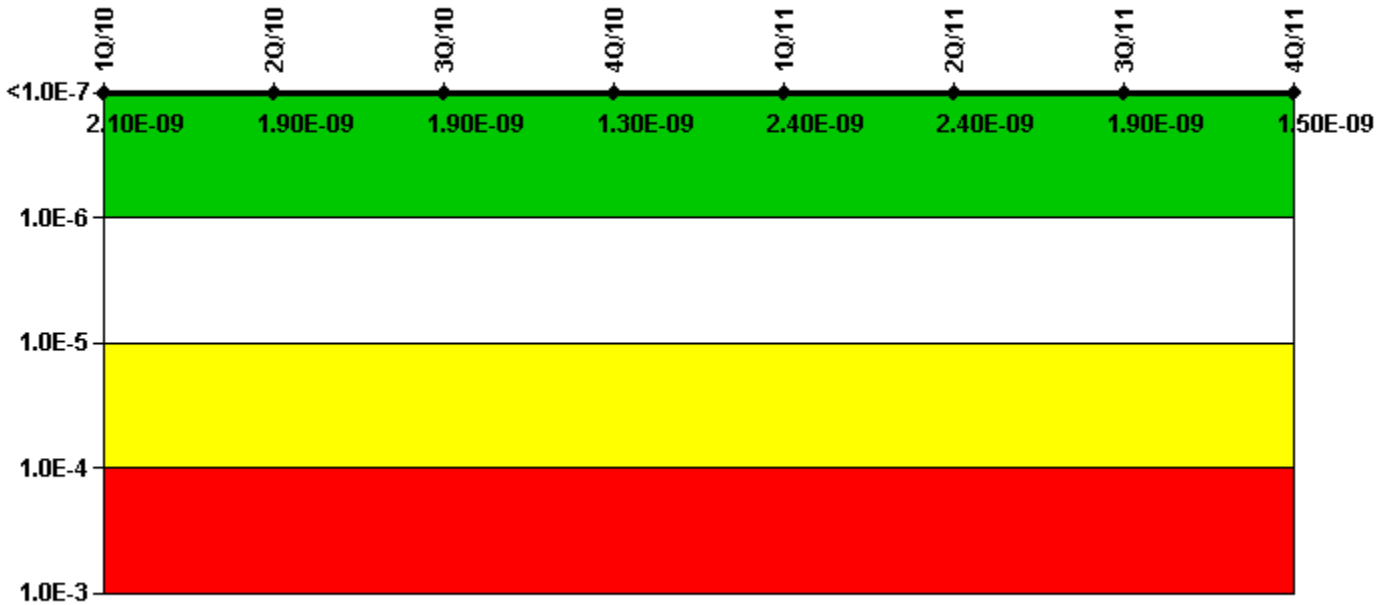
## Notes

Mitigating Systems Performance Index, Residual Heat Removal System	1Q/10	2Q/10	3Q/10	4Q/10	1Q/11	2Q/11	3Q/11	4Q/11
UAI ( $\Delta$ CDF)	-3.39E-10	-3.39E-10	-3.39E-10	-3.42E-10	7.42E-10	5.85E-10	5.71E-10	5.40E-10
URI ( $\Delta$ CDF)	1.17E-09	1.18E-09	1.19E-09	1.21E-09	1.22E-09	1.24E-09	1.31E-09	1.37E-09
PLE	NO	NO	NO	NO	NO	NO	NO	NO
Indicator value	8.30E-10	8.40E-10	8.50E-10	8.70E-10	2.00E-09	1.80E-09	1.90E-09	1.90E-09

Licensee Comments: none



# Mitigating Systems Performance Index, Cooling Water Systems



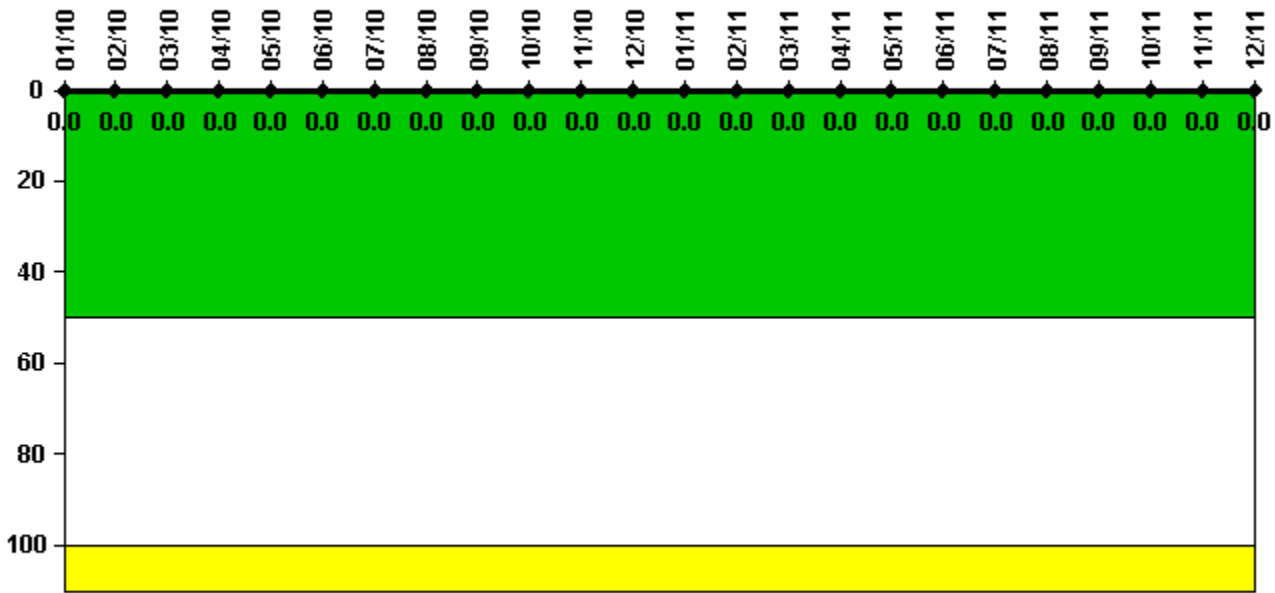
Thresholds: White > 1.00E-6 Yellow > 1.00E-5 Red > 1.00E-4

## Notes

Mitigating Systems Performance Index, Cooling Water Systems	1Q/10	2Q/10	3Q/10	4Q/10	1Q/11	2Q/11	3Q/11	4Q/11
UAI ( $\Delta$ CDF)	2.09E-09	1.90E-09	1.90E-09	1.28E-09	2.37E-09	2.44E-09	1.93E-09	1.53E-09
URI ( $\Delta$ CDF)	-1.56E-11	-1.56E-11	-1.57E-11	-1.56E-11	-1.56E-11	-1.50E-11	-1.46E-11	-1.43E-11
PLE	NO	NO	NO	NO	NO	NO	NO	NO
Indicator value	2.10E-09	1.90E-09	1.90E-09	1.30E-09	2.40E-09	2.40E-09	1.90E-09	1.50E-09

Licensee Comments: none

# Reactor Coolant System Activity




Thresholds: White > 50.0 Yellow > 100.0

## Notes

Reactor Coolant System Activity	1/10	2/10	3/10	4/10	5/10	6/10	7/10	8/10	9/10	10/10	11/10	12/10
Maximum activity	0.000003	0.000002	0.000003	0.000002	0.000003	0.000003	0.000003	0.000003	0.000003	0.000004	0.000003	0.000004
Technical specification limit	0.2	0.2	0.2	0.2	0.2	0.2	0.2	0.2	0.2	0.2	0.2	0.2
Indicator value	0	0	0	0	0	0	0	0	0	0	0	0
Reactor Coolant System Activity	1/11	2/11	3/11	4/11	5/11	6/11	7/11	8/11	9/11	10/11	11/11	12/11
Maximum activity	0.000004	0.000004	0.000005	0.000005	0.000005	0.000005	0.000009	0.000004	0.000005	0.000004	0.000004	0.000003
Technical specification limit	0.2	0.2	0.2	0.2	0.2	0.2	0.2	0.2	0.2	0.2	0.2	0.2
Indicator value	0	0	0	0	0	0	0	0	0	0	0	0

Licensee Comments: none

## Reactor Coolant System Leakage



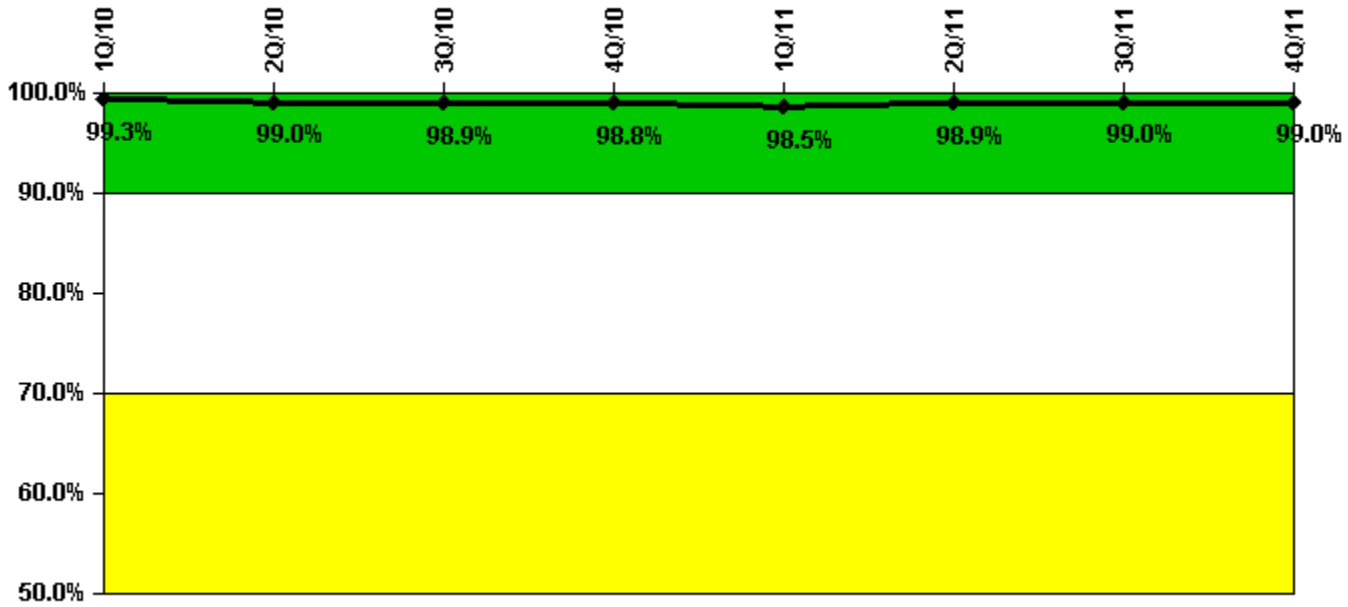
Thresholds: White > 50.0 Yellow > 100.0

### Notes

<b>Reactor Coolant System Leakage</b>	<b>1/10</b>	<b>2/10</b>	<b>3/10</b>	<b>4/10</b>	<b>5/10</b>	<b>6/10</b>	<b>7/10</b>	<b>8/10</b>	<b>9/10</b>	<b>10/10</b>	<b>11/10</b>	<b>12/10</b>
Maximum leakage	1.778	1.727	1.755	1.785	1.820	1.852	1.893	1.910	1.943	1.955	1.947	1.972
Technical specification limit	25.0	25.0	25.0	25.0	25.0	25.0	25.0	25.0	25.0	25.0	25.0	25.0
Indicator value	7.1	6.9	7.0	7.1	7.3	7.4	7.6	7.6	7.8	7.8	7.8	7.9
<b>Reactor Coolant System Leakage</b>	<b>1/11</b>	<b>2/11</b>	<b>3/11</b>	<b>4/11</b>	<b>5/11</b>	<b>6/11</b>	<b>7/11</b>	<b>8/11</b>	<b>9/11</b>	<b>10/11</b>	<b>11/11</b>	<b>12/11</b>
Maximum leakage	1.957	1.973	1.950	1.965	1.977	1.988	2.013	2.025	2.023	2.028	2.550	2.178
Technical specification limit	25.0	25.0	25.0	25.0	25.0	25.0	25.0	25.0	25.0	25.0	25.0	25.0
Indicator value	7.8	7.9	7.8	7.9	7.9	8.0	8.1	8.1	8.1	8.1	10.2	8.7

Licensee Comments: none

## Drill/Exercise Performance



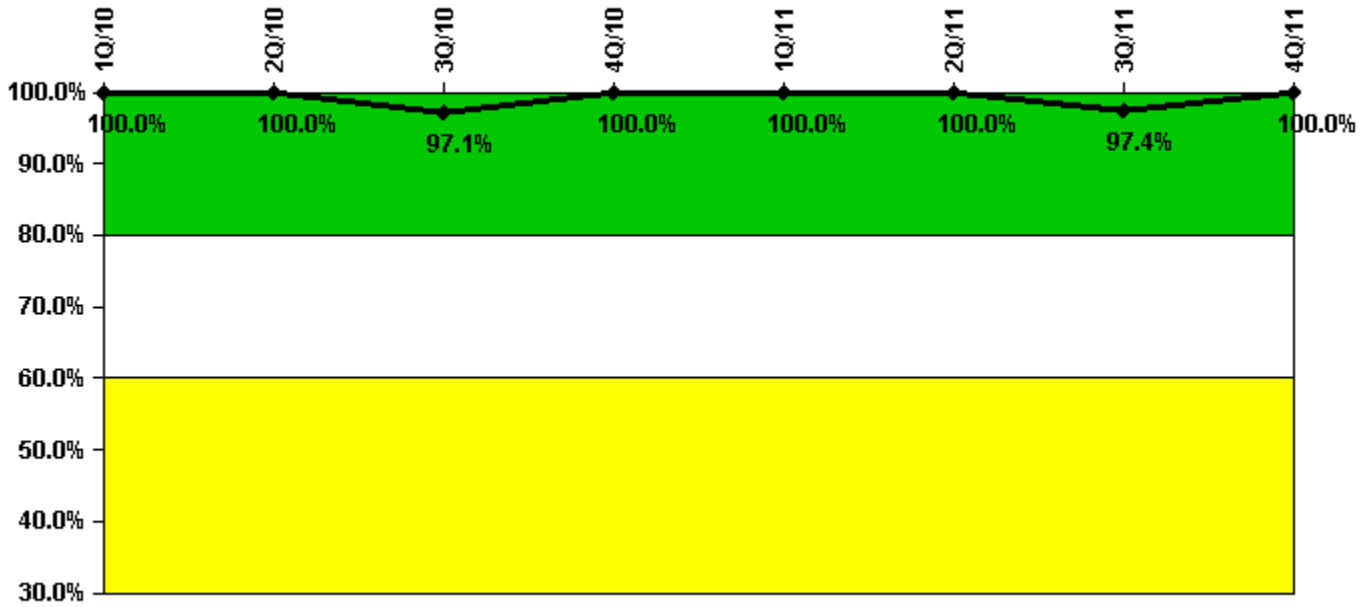
Thresholds: White < 90.0% Yellow < 70.0%

### Notes

Drill/Exercise Performance	1Q/10	2Q/10	3Q/10	4Q/10	1Q/11	2Q/11	3Q/11	4Q/11
Successful opportunities	41.0	39.0	6.0	8.0	63.0	46.0	62.0	24.0
Total opportunities	42.0	40.0	6.0	8.0	64.0	46.0	62.0	24.0
Indicator value	99.3%	99.0%	98.9%	98.8%	98.5%	98.9%	99.0%	99.0%

Licensee Comments: none

## ERO Drill Participation



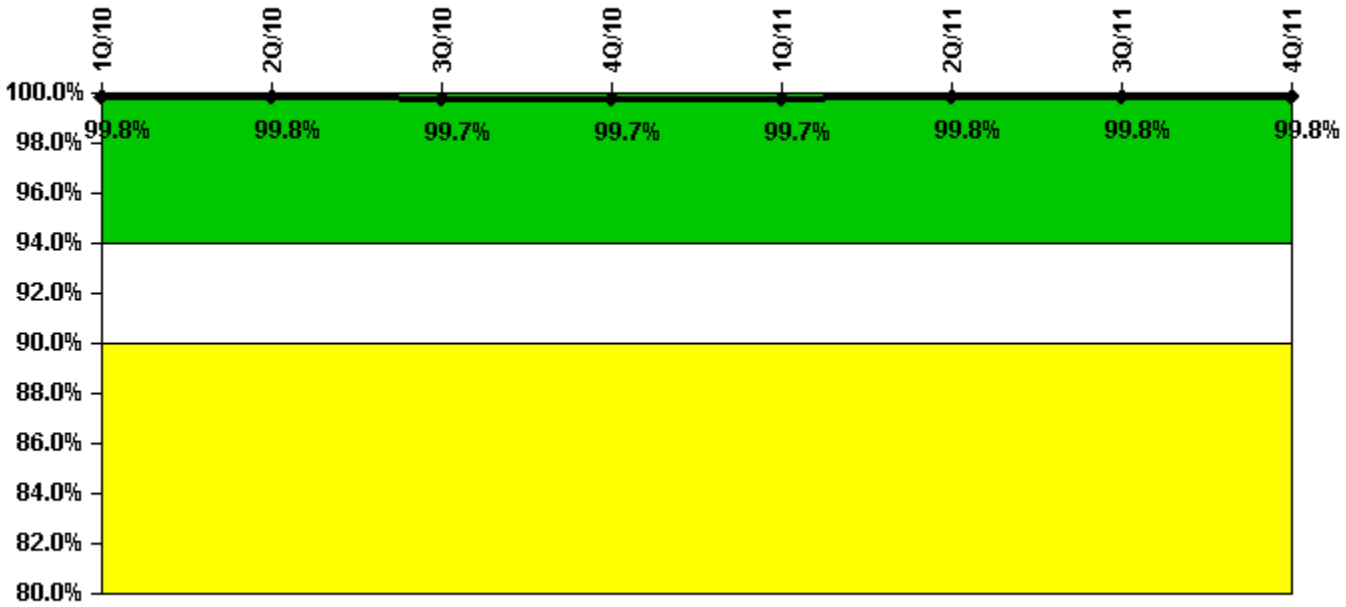
Thresholds: White < 80.0% Yellow < 60.0%

### Notes

ERO Drill Participation	1Q/10	2Q/10	3Q/10	4Q/10	1Q/11	2Q/11	3Q/11	4Q/11
Participating Key personnel	72.0	71.0	66.0	68.0	70.0	71.0	74.0	74.0
Total Key personnel	72.0	71.0	68.0	68.0	70.0	71.0	76.0	74.0
Indicator value	100.0%	100.0%	97.1%	100.0%	100.0%	100.0%	97.4%	100.0%

Licensee Comments: none

# Alert & Notification System



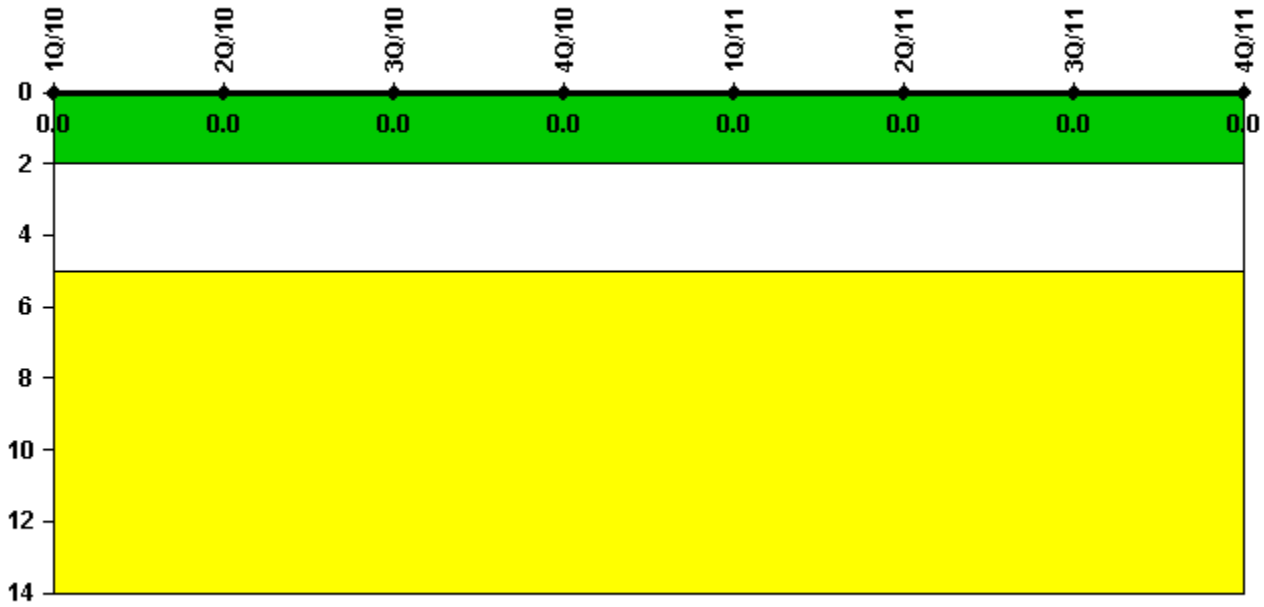
Thresholds: White < 94.0% Yellow < 90.0%

## Notes

Alert & Notification System	1Q/10	2Q/10	3Q/10	4Q/10	1Q/11	2Q/11	3Q/11	4Q/11
Successful siren-tests	2893	2929	2979	2988	2940	2936	2940	2940
Total sirens-tests	2898	2944	2990	2990	2944	2944	2944	2944
Indicator value	99.8%	99.8%	99.7%	99.7%	99.7%	99.8%	99.8%	99.8%

Licensee Comments: none

## Occupational Exposure Control Effectiveness



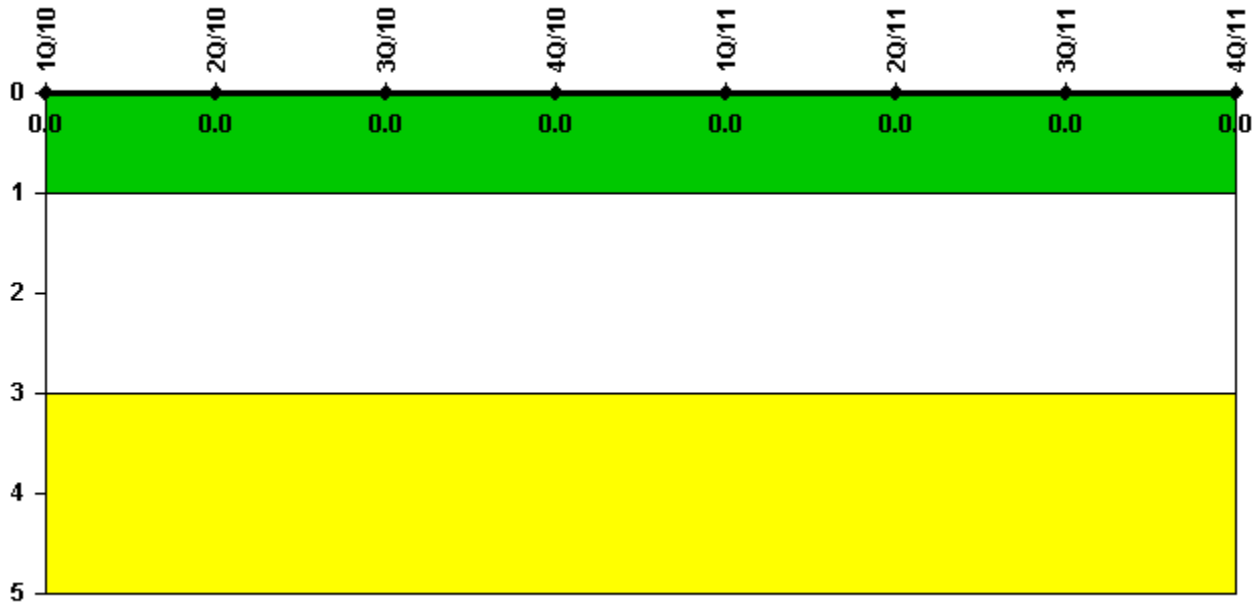
Thresholds: White > 2.0 Yellow > 5.0

### Notes

Occupational Exposure Control Effectiveness	1Q/10	2Q/10	3Q/10	4Q/10	1Q/11	2Q/11	3Q/11	4Q/11
High radiation area occurrences	0	0	0	0	0	0	0	0
Very high radiation area occurrences	0	0	0	0	0	0	0	0
Unintended exposure occurrences	0	0	0	0	0	0	0	0
<b>Indicator value</b>	<b>0</b>	<b>0</b>	<b>0</b>	<b>0</b>	<b>0</b>	<b>0</b>	<b>0</b>	<b>0</b>

Licensee Comments: none

# RETS/ODCM Radiological Effluent



Thresholds: White > 1.0 Yellow > 3.0

## Notes

RETS/ODCM Radiological Effluent	1Q/10	2Q/10	3Q/10	4Q/10	1Q/11	2Q/11	3Q/11	4Q/11
RETS/ODCM occurrences	0	0	0	0	0	0	0	0
Indicator value	0	0	0	0	0	0	0	0

Licensee Comments: none

[Security](#) information not publicly available.