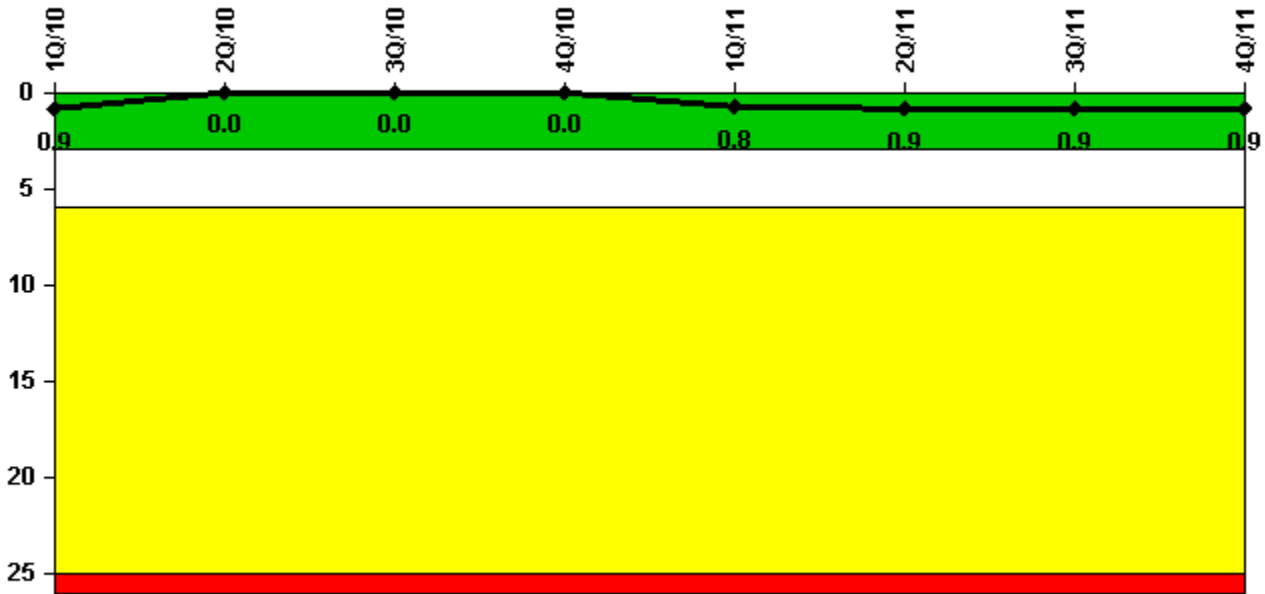


Diablo Canyon 2

4Q/2011 Performance Indicators

Licensee's General Comments: none

Unplanned Scrams per 7000 Critical Hrs



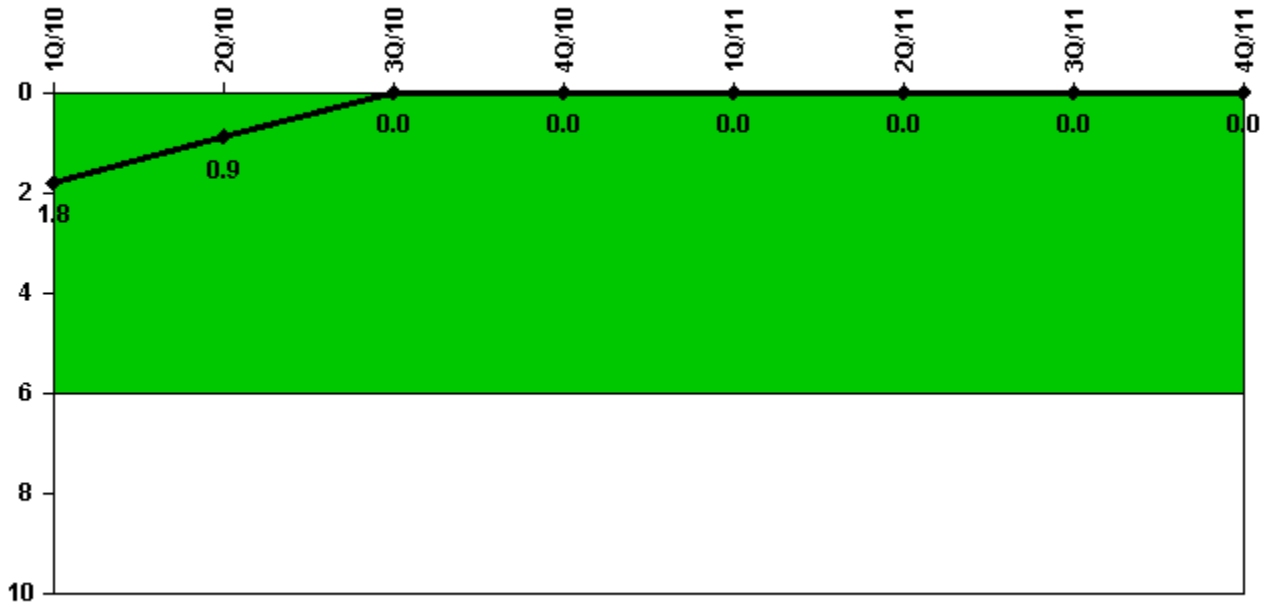
Thresholds: White > 3.0 Yellow > 6.0 Red > 25.0

Notes

Unplanned Scrams per 7000 Critical Hrs	1Q/10	2Q/10	3Q/10	4Q/10	1Q/11	2Q/11	3Q/11	4Q/11
Unplanned scrams	0	0	0	0	1.0	0	0	0
Critical hours	2159.0	2184.0	2208.0	2209.0	2052.5	1340.4	2208.0	2209.0
Indicator value	0.9	0	0	0	0.8	0.9	0.9	0.9

Licensee Comments: none

Unplanned Power Changes per 7000 Critical Hrs



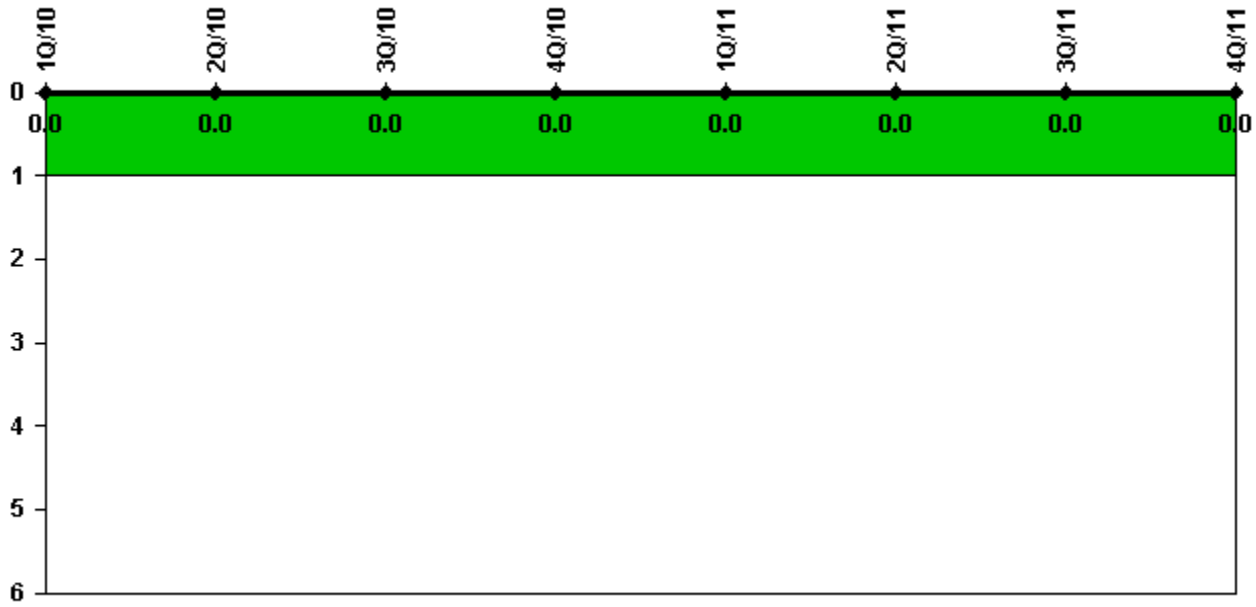
Thresholds: White > 6.0

Notes

Unplanned Power Changes per 7000 Critical Hrs	1Q/10	2Q/10	3Q/10	4Q/10	1Q/11	2Q/11	3Q/11	4Q/11
Unplanned power changes	0	0	0	0	0	0	0	0
Critical hours	2159.0	2184.0	2208.0	2209.0	2052.5	1340.4	2208.0	2209.0
Indicator value	1.8	0.9	0	0	0	0	0	0

Licensee Comments: none

Unplanned Scrams with Complications



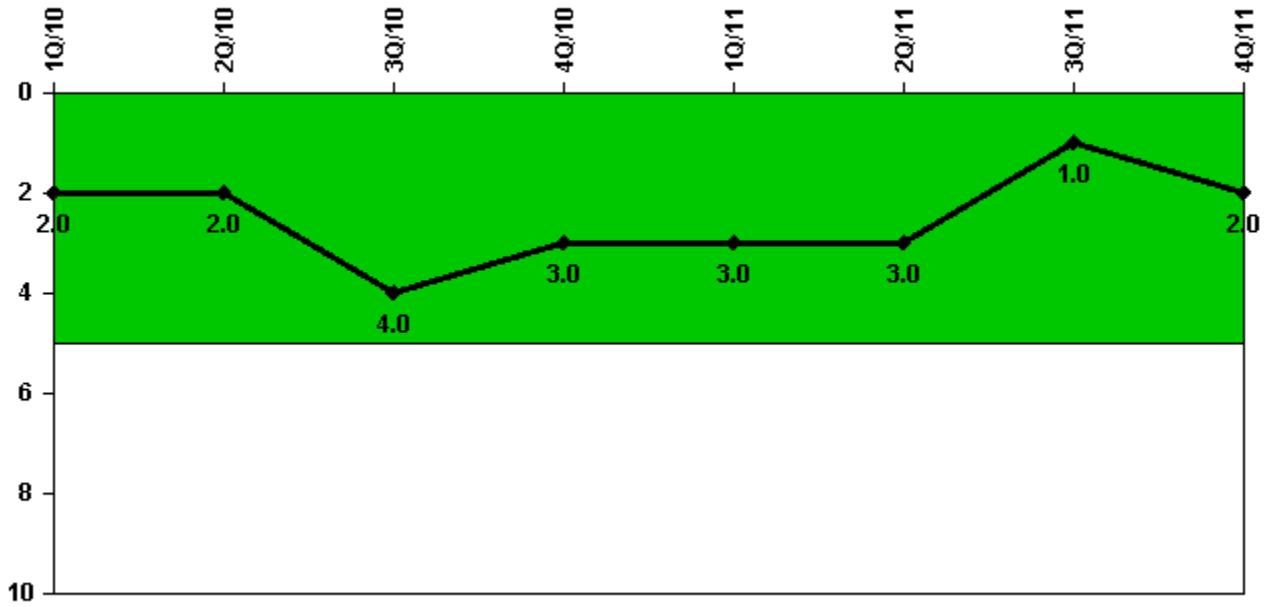
Thresholds: White > 1.0

Notes

Unplanned Scrams with Complications	1Q/10	2Q/10	3Q/10	4Q/10	1Q/11	2Q/11	3Q/11	4Q/11
Scrams with complications	0	0	0	0	0	0	0	0
Indicator value	0.0	0.0	0.0	0.0	0.0	0.0	0.0	0.0

Licensee Comments: none

Safety System Functional Failures (PWR)



Thresholds: White > 5.0


Notes

Safety System Functional Failures (PWR)	1Q/10	2Q/10	3Q/10	4Q/10	1Q/11	2Q/11	3Q/11	4Q/11
Safety System Functional Failures	1	0	2	0	1	0	0	1
Indicator value	2	2	4	3	3	3	1	2

Licensee Comments:

4Q/11: DCPD had a SSFF reported in LER 2011-006-0 (DCL-11-113) that reported a loss of control room envelope.

Mitigating Systems Performance Index, Emergency AC Power System




Thresholds: White > 1.00E-6 Yellow > 1.00E-5 Red > 1.00E-4

Notes

Mitigating Systems Performance Index, Emergency AC Power System	1Q/10	2Q/10	3Q/10	4Q/10	1Q/11	2Q/11	3Q/11	4Q/11
UAI (Δ CDF)	-3.74E-09	-7.01E-09	-5.16E-09	-7.01E-09	1.98E-09	5.16E-09	1.42E-09	-2.24E-09
URI (Δ CDF)	2.20E-08	-3.06E-07	-3.06E-07	-4.71E-07	-4.71E-07	-4.71E-07	-4.71E-07	-4.71E-07
PLE	NO	NO	NO	NO	NO	NO	NO	NO
Indicator value	1.80E-08	-3.10E-07	-3.10E-07	-4.80E-07	-4.70E-07	-4.70E-07	-4.70E-07	-4.70E-07

Licensee Comments: none

Mitigating Systems Performance Index, High Pressure Injection System



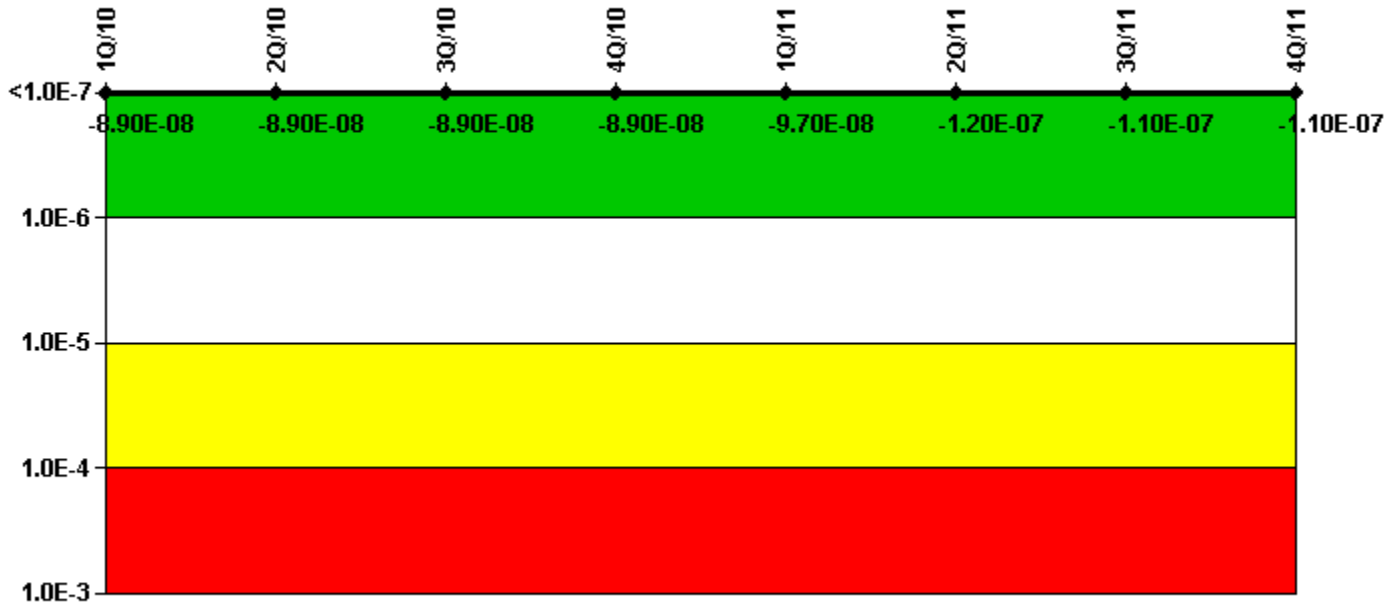
Thresholds: White > 1.00E-6 Yellow > 1.00E-5 Red > 1.00E-4

Notes

Mitigating Systems Performance Index, High Pressure Injection System	1Q/10	2Q/10	3Q/10	4Q/10	1Q/11	2Q/11	3Q/11	4Q/11
UAI (Δ CDF)	-3.36E-09	-3.36E-09	-3.20E-09	-3.36E-09	-3.36E-09	-3.10E-09	-3.36E-09	-2.66E-09
URI (Δ CDF)	3.35E-08	3.35E-08	3.35E-08	3.35E-08	3.35E-08	3.35E-08	3.35E-08	3.35E-08
PLE	NO	NO	NO	NO	NO	NO	NO	NO
Indicator value	3.00E-08	3.00E-08	3.00E-08	3.00E-08	3.00E-08	3.00E-08	3.00E-08	3.10E-08

Licensee Comments: none

Mitigating Systems Performance Index, Heat Removal System




Thresholds: White > 1.00E-6 Yellow > 1.00E-5 Red > 1.00E-4

Notes

Mitigating Systems Performance Index, Heat Removal System	1Q/10	2Q/10	3Q/10	4Q/10	1Q/11	2Q/11	3Q/11	4Q/11
UAI (Δ CDF)	-7.35E-10	-7.35E-10	-7.35E-10	-7.35E-10	-1.96E-09	-2.45E-08	-2.45E-08	-2.45E-08
URI (Δ CDF)	-8.86E-08	-8.86E-08	-8.86E-08	-8.86E-08	-9.47E-08	-9.47E-08	-9.04E-08	-9.00E-08
PLE	NO	NO	NO	NO	NO	NO	NO	NO
Indicator value	-8.90E-08	-8.90E-08	-8.90E-08	-8.90E-08	-9.70E-08	-1.20E-07	-1.10E-07	-1.10E-07

Licensee Comments: none

Mitigating Systems Performance Index, Residual Heat Removal System




Thresholds: White > 1.00E-6 Yellow > 1.00E-5 Red > 1.00E-4

Notes

Mitigating Systems Performance Index, Residual Heat Removal System	1Q/10	2Q/10	3Q/10	4Q/10	1Q/11	2Q/11	3Q/11	4Q/11
UAI (Δ CDF)	5.48E-10	6.33E-10	-6.71E-10	1.63E-09	-2.41E-09	-1.80E-09	-5.94E-09	-5.94E-09
URI (Δ CDF)	-2.53E-08	-2.53E-08	-2.53E-08	-2.53E-08	-2.53E-08	-2.53E-08	-2.53E-08	-2.53E-08
PLE	NO	NO	NO	NO	NO	NO	NO	NO
Indicator value	-2.50E-08	-2.50E-08	-2.60E-08	-2.40E-08	-2.80E-08	-2.70E-08	-3.10E-08	-3.10E-08

Licensee Comments: none

Mitigating Systems Performance Index, Cooling Water Systems



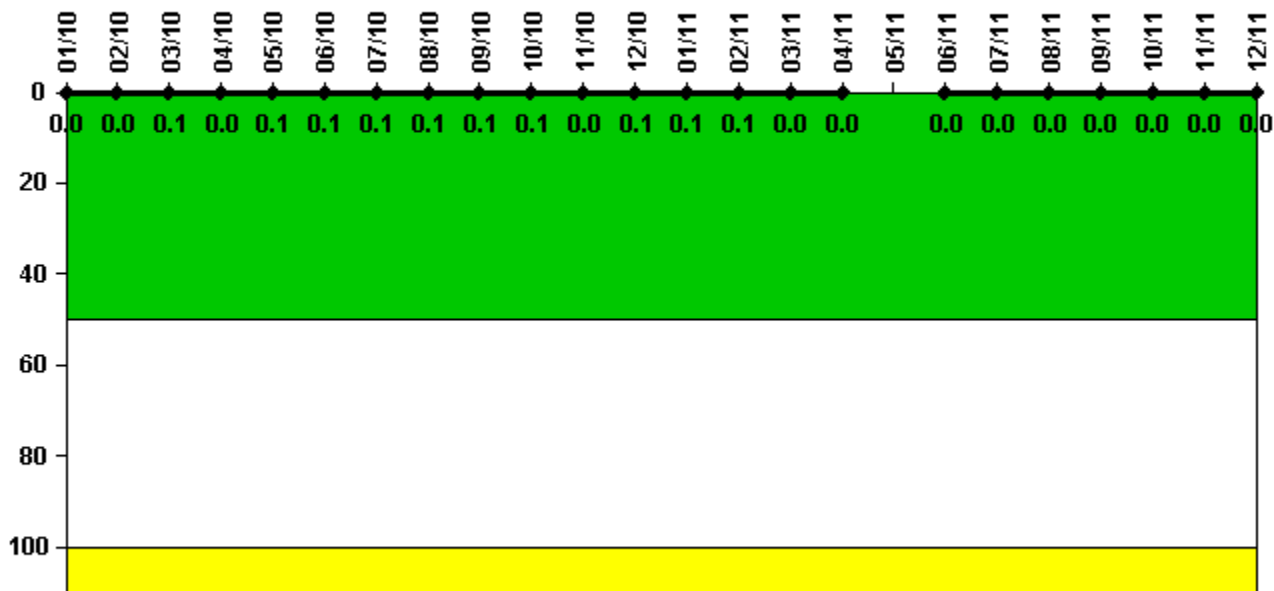
Thresholds: White > 1.00E-6 Yellow > 1.00E-5 Red > 1.00E-4

Notes

Mitigating Systems Performance Index, Cooling Water Systems	1Q/10	2Q/10	3Q/10	4Q/10	1Q/11	2Q/11	3Q/11	4Q/11
UAI (Δ CDF)	-2.65E-08	-2.12E-08	-1.55E-08	-1.75E-08	-2.26E-08	-1.62E-08	-1.77E-08	-1.70E-08
URI (Δ CDF)	-1.98E-08	-1.98E-08	-1.98E-08	-1.98E-08	-2.41E-08	-2.41E-08	-2.41E-08	-2.41E-08
PLE	NO	NO	NO	NO	NO	NO	NO	NO
Indicator value	-4.60E-08	-4.10E-08	-3.50E-08	-3.70E-08	-4.70E-08	-4.00E-08	-4.20E-08	-4.10E-08

Licensee Comments: none

Reactor Coolant System Activity



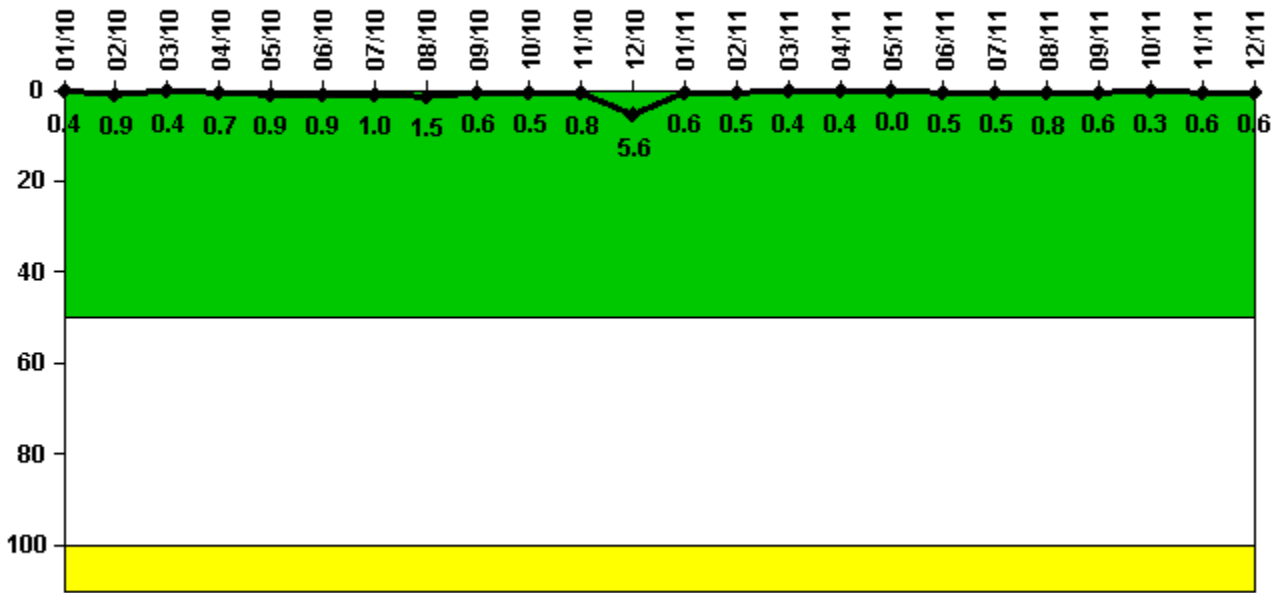
Thresholds: White > 50.0 Yellow > 100.0

Notes

Reactor Coolant System Activity	1/10	2/10	3/10	4/10	5/10	6/10	7/10	8/10	9/10	10/10	11/10	12/10
Maximum activity	0.000401	0.000480	0.000517	0.000469	0.000585	0.000535	0.000610	0.000545	0.000614	0.000558	0.000442	0.000514
Technical specification limit	1.0	1.0	1.0	1.0	1.0	1.0	1.0	1.0	1.0	1.0	1.0	1.0
Indicator value	0	0	0.1	0	0.1	0.1	0.1	0.1	0.1	0.1	0	0.1
Reactor Coolant System Activity	1/11	2/11	3/11	4/11	5/11	6/11	7/11	8/11	9/11	10/11	11/11	12/11
Maximum activity	0.000705	0.000622	0.000493	0.000489	N/A	0.000160	0.000167	0.000182	0.000171	0.000183	0.000185	0.000200
Technical specification limit	1.0	1.0	1.0	1.0	1.0	1.0	1.0	1.0	1.0	1.0	1.0	1.0
Indicator value	0.1	0.1	0	0	N/A	0	0	0	0	0	0	0

Licensee Comments: none

Reactor Coolant System Leakage



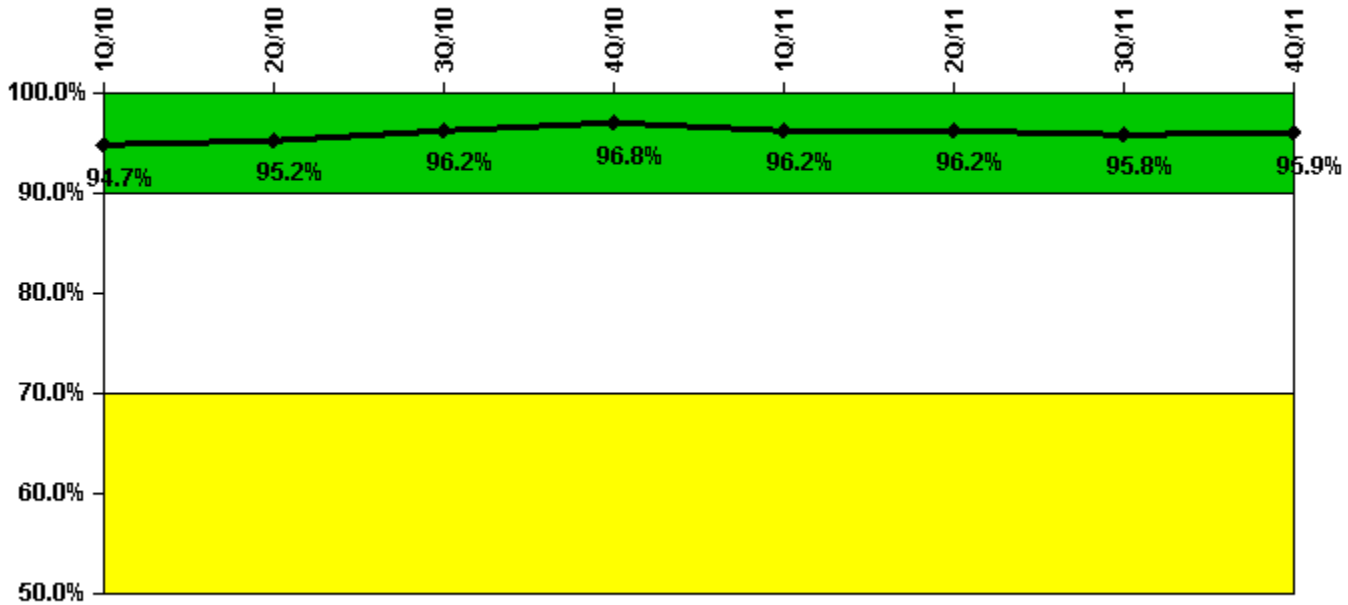
Thresholds: White > 50.0 Yellow > 100.0

Notes

Reactor Coolant System Leakage	1/10	2/10	3/10	4/10	5/10	6/10	7/10	8/10	9/10	10/10	11/10	12/10
Maximum leakage	0.044	0.091	0.041	0.065	0.090	0.088	0.096	0.145	0.056	0.050	0.083	0.557
Technical specification limit	10.0	10.0	10.0	10.0	10.0	10.0	10.0	10.0	10.0	10.0	10.0	10.0
Indicator value	0.4	0.9	0.4	0.7	0.9	0.9	1.0	1.5	0.6	0.5	0.8	5.6
Reactor Coolant System Leakage	1/11	2/11	3/11	4/11	5/11	6/11	7/11	8/11	9/11	10/11	11/11	12/11
Maximum leakage	0.060	0.045	0.035	0.041	0	0.054	0.045	0.084	0.060	0.025	0.059	0.057
Technical specification limit	10.0	10.0	10.0	10.0	10.0	10.0	10.0	10.0	10.0	10.0	10.0	10.0
Indicator value	0.6	0.5	0.4	0.4	0	0.5	0.5	0.8	0.6	0.3	0.6	0.6

Licensee Comments: none

Drill/Exercise Performance



Thresholds: White < 90.0% Yellow < 70.0%

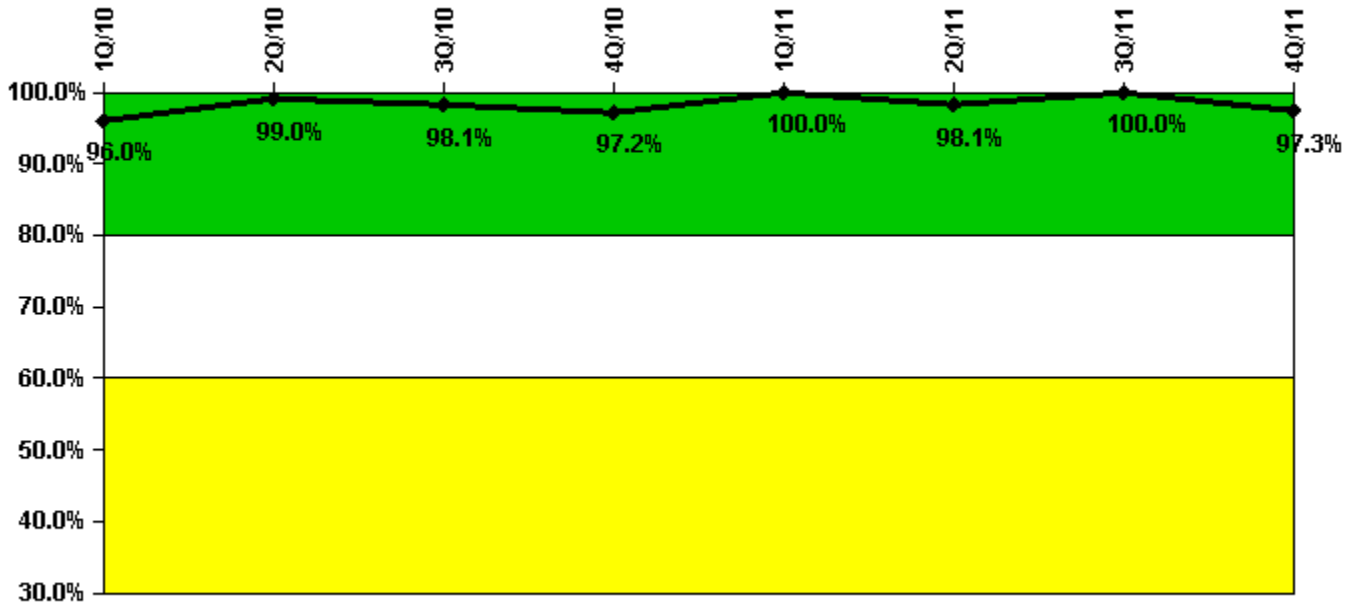
Notes

Drill/Exercise Performance	1Q/10	2Q/10	3Q/10	4Q/10	1Q/11	2Q/11	3Q/11	4Q/11
Successful opportunities	35.0	59.0	24.0	15.0	45.0	21.0	9.0	28.0
Total opportunities	37.0	60.0	24.0	17.0	49.0	22.0	9.0	28.0
Indicator value	94.7%	95.2%	96.2%	96.8%	96.2%	96.2%	95.8%	95.9%

Licensee Comments:

4Q/10: DEP re-evaluation of 12/14/10 Ops as-found scenario: EAL SS1.1 loss of all onsite and offsite AC power classification declaration was >15 minutes past T-0 (accurate, but not timely) changed DEP PI from met to not met - green indicator is unchanged.

ERO Drill Participation



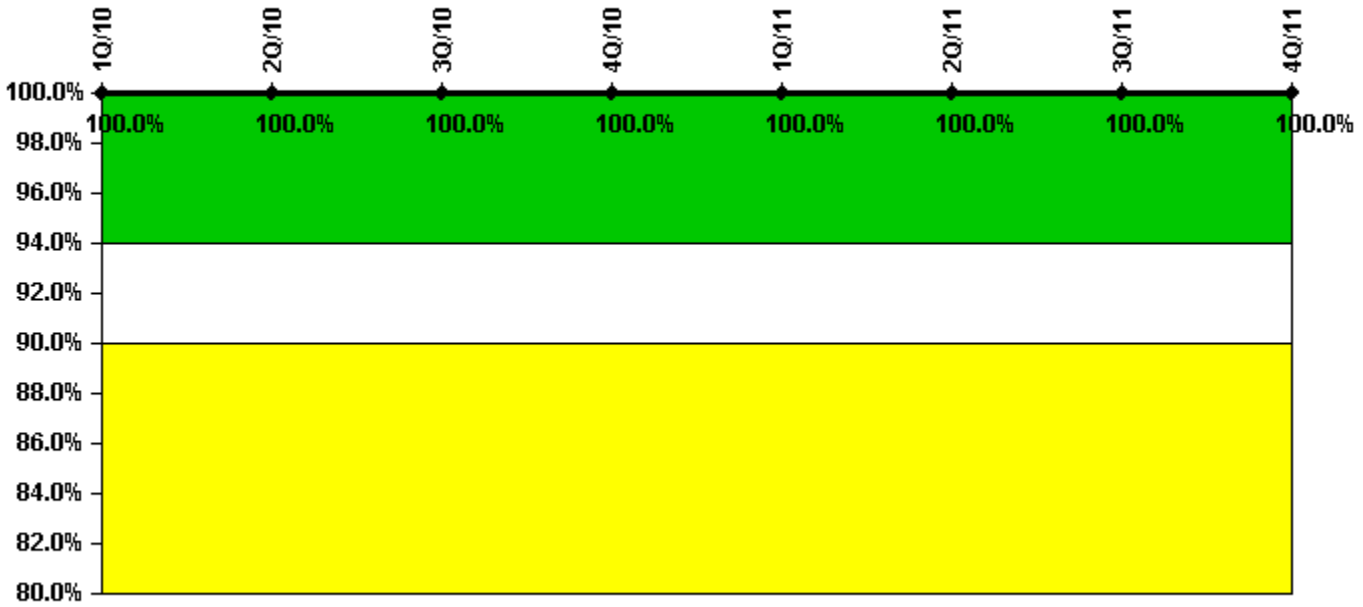
Thresholds: White < 80.0% Yellow < 60.0%

Notes

ERO Drill Participation	1Q/10	2Q/10	3Q/10	4Q/10	1Q/11	2Q/11	3Q/11	4Q/11
Participating Key personnel	97.0	102.0	101.0	104.0	107.0	102.0	104.0	110.0
Total Key personnel	101.0	103.0	103.0	107.0	107.0	104.0	104.0	113.0
Indicator value	96.0%	99.0%	98.1%	97.2%	100.0%	98.1%	100.0%	97.3%

Licensee Comments: none

Alert & Notification System



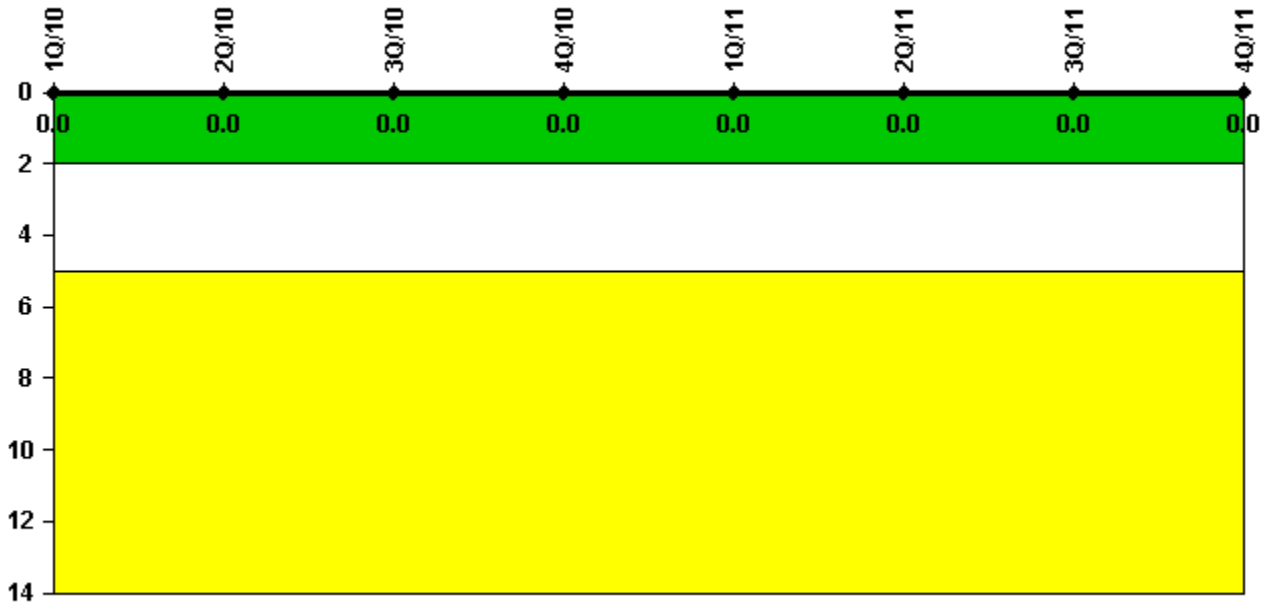
Thresholds: White < 94.0% Yellow < 90.0%

Notes

Alert & Notification System	1Q/10	2Q/10	3Q/10	4Q/10	1Q/11	2Q/11	3Q/11	4Q/11
Successful siren-tests	1048	917	1310	917	1048	917	1309	917
Total sirens-tests	1048	917	1310	917	1048	917	1310	917
Indicator value	100.0%	100.0%	100.0%	100.0%	100.0%	100.0%	100.0%	100.0%

Licensee Comments: none

Occupational Exposure Control Effectiveness



Thresholds: White > 2.0 Yellow > 5.0

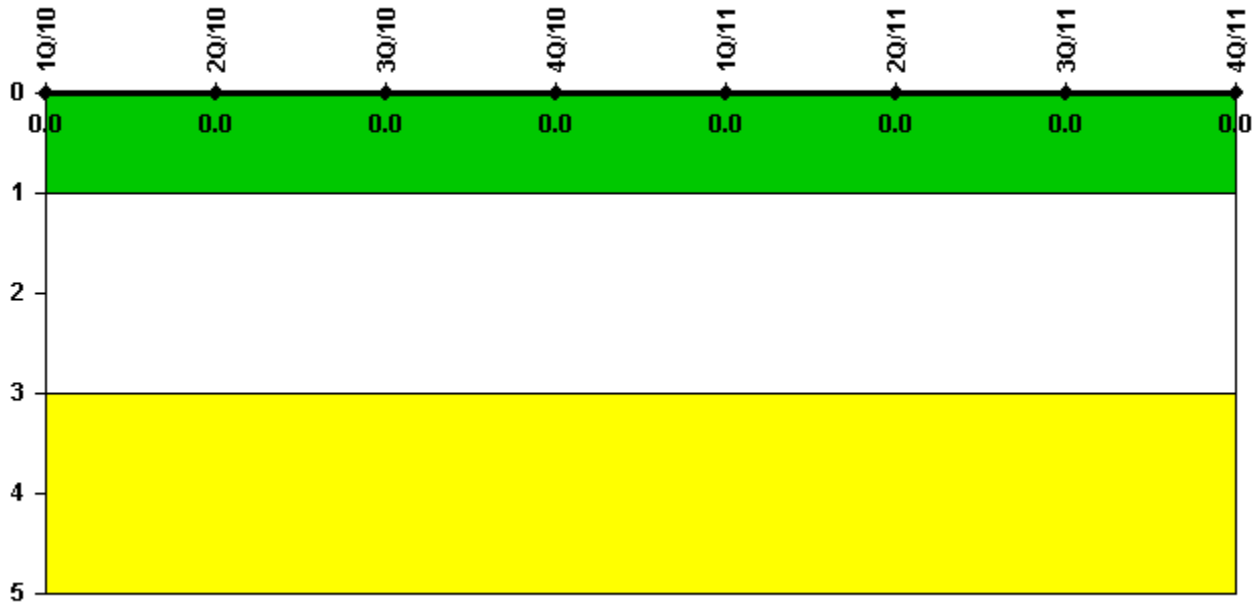
Notes

Occupational Exposure Control Effectiveness	1Q/10	2Q/10	3Q/10	4Q/10	1Q/11	2Q/11	3Q/11	4Q/11
High radiation area occurrences	0	0	0	0	0	0	0	0
Very high radiation area occurrences	0	0	0	0	0	0	0	0
Unintended exposure occurrences	0	0	0	0	0	0	0	0
Indicator value	0	0	0	0	0	0	0	0

Licensee Comments:

4Q/11: U1 and U2 Occupational Radiation Safety for 4Q2011 approved by manager T. Irving, approval boxes checked by M. Richardson per RS manager request.

RETS/ODCM Radiological Effluent



Thresholds: White > 1.0 Yellow > 3.0

Notes

RETS/ODCM Radiological Effluent	1Q/10	2Q/10	3Q/10	4Q/10	1Q/11	2Q/11	3Q/11	4Q/11
RETS/ODCM occurrences	0	0	0	0	0	0	0	0
Indicator value	0	0	0	0	0	0	0	0

Licensee Comments: none

[Security](#) information not publicly available.