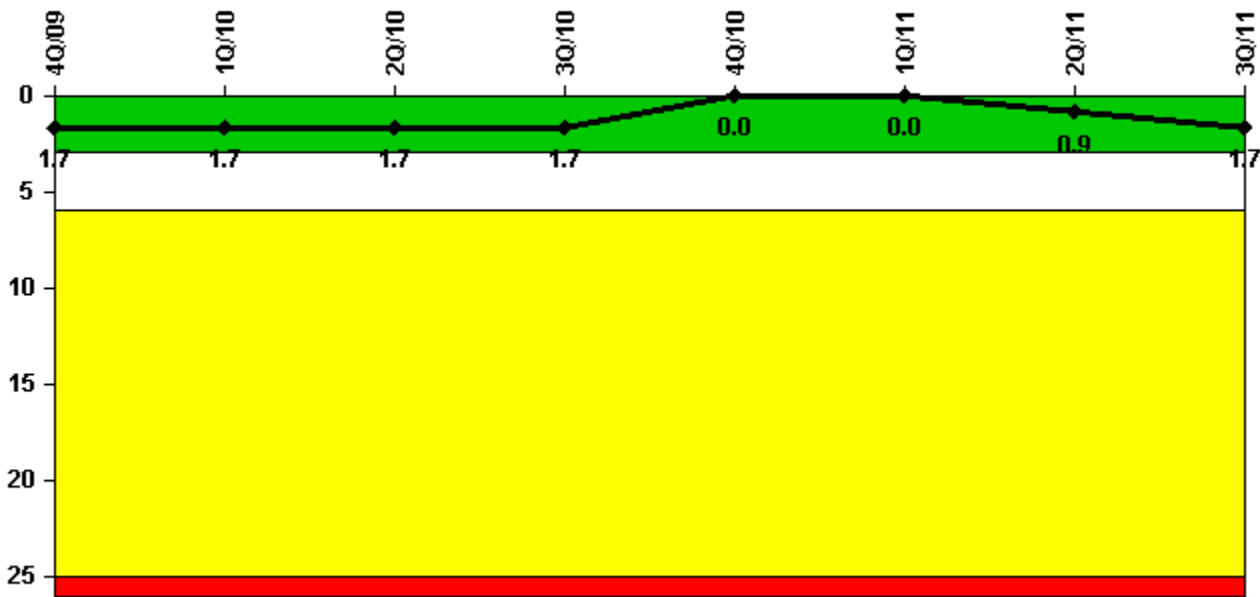


Vogtle 1

3Q/2011 Performance Indicators

Licensee's General Comments: An error was made in the incorporation of Probabilistic Risk Assessment (PRA) parameter changes in the second quarter 2011 data. The PRA change involved the deletion of several Auxiliary Feedwater valves and the addition of two Residual Heat Removal valves on both Unit 1 and 2. The second quarter 2011 data was calculated correctly but, an error in implementation of the revised PRA caused previously submitted data (second quarter 2006 through first quarter 2011) to be calculated incorrectly. This change file will remove the calculation errors caused by the error in implementation of the revised PRA. This change file does not result in any system changing performance color bands.

Unplanned Scrams per 7000 Critical Hrs



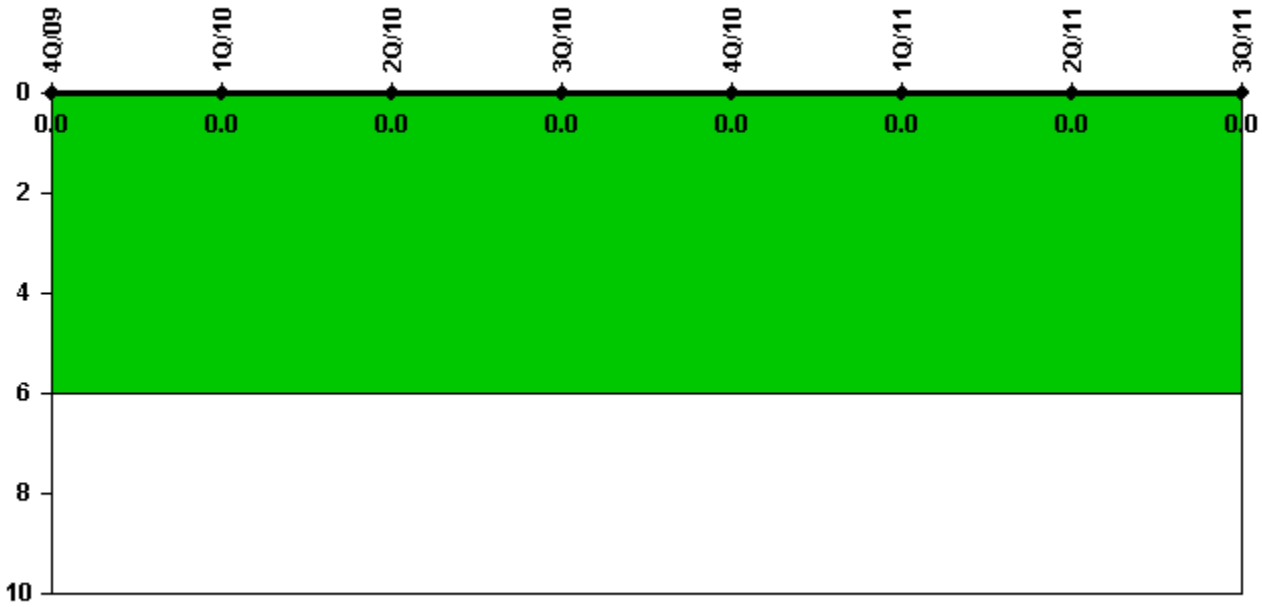
Thresholds: White > 3.0 Yellow > 6.0 Red > 25.0

Notes

Unplanned Scrams per 7000 Critical Hrs	4Q/09	1Q/10	2Q/10	3Q/10	4Q/10	1Q/11	2Q/11	3Q/11
Unplanned scrams	2.0	0	0	0	0	0	1.0	1.0
Critical hours	1736.2	2159.0	2184.0	2208.0	2209.0	1544.5	2105.8	2174.6
Indicator value	1.7	1.7	1.7	1.7	0	0	0.9	1.7

Licensee Comments: none

Unplanned Power Changes per 7000 Critical Hrs



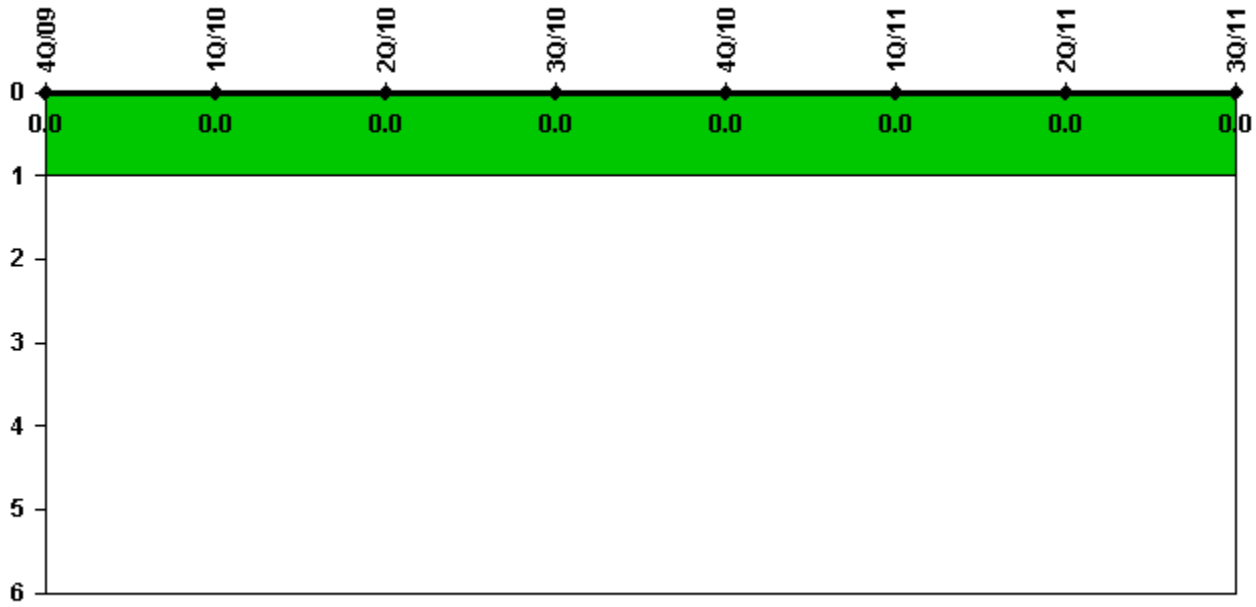
Thresholds: White > 6.0

Notes

Unplanned Power Changes per 7000 Critical Hrs	4Q/09	1Q/10	2Q/10	3Q/10	4Q/10	1Q/11	2Q/11	3Q/11
Unplanned power changes	0	0	0	0	0	0	0	0
Critical hours	1736.2	2159.0	2184.0	2208.0	2209.0	1544.5	2105.8	2174.6
Indicator value	0	0	0	0	0	0	0	0

Licensee Comments: none

Unplanned Scrams with Complications



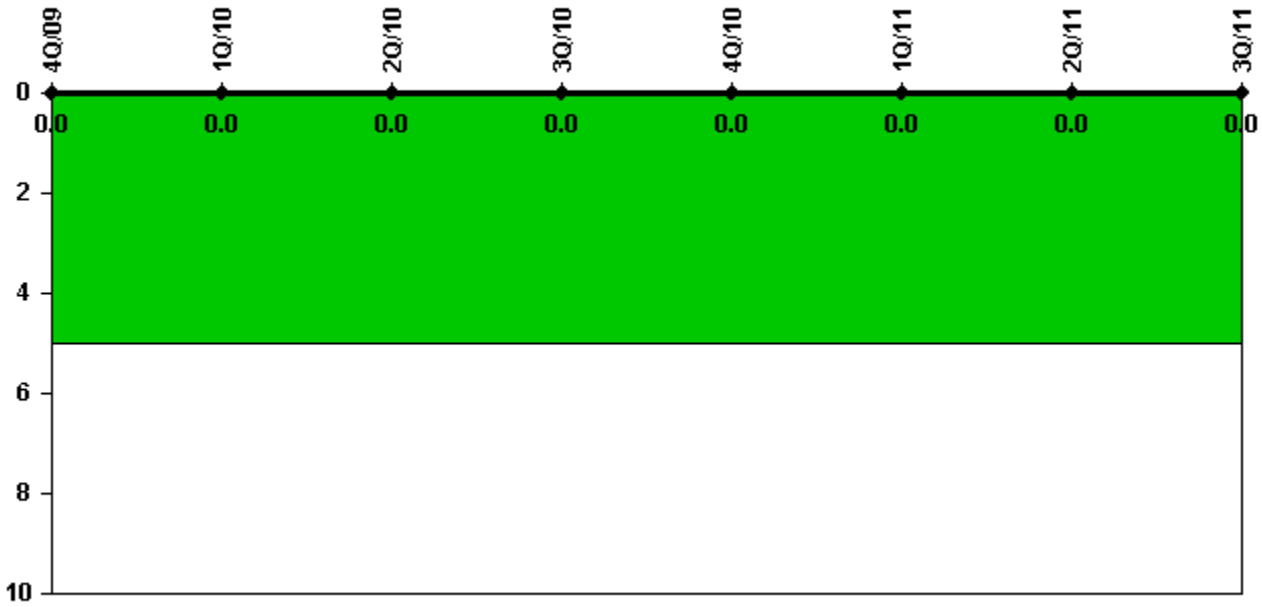
Thresholds: White > 1.0

Notes

Unplanned Scrams with Complications	4Q/09	1Q/10	2Q/10	3Q/10	4Q/10	1Q/11	2Q/11	3Q/11
Scrams with complications	0	0	0	0	0	0	0	0
Indicator value	0.0	0.0	0.0	0.0	0.0	0.0	0.0	0.0

Licensee Comments: none

Safety System Functional Failures (PWR)



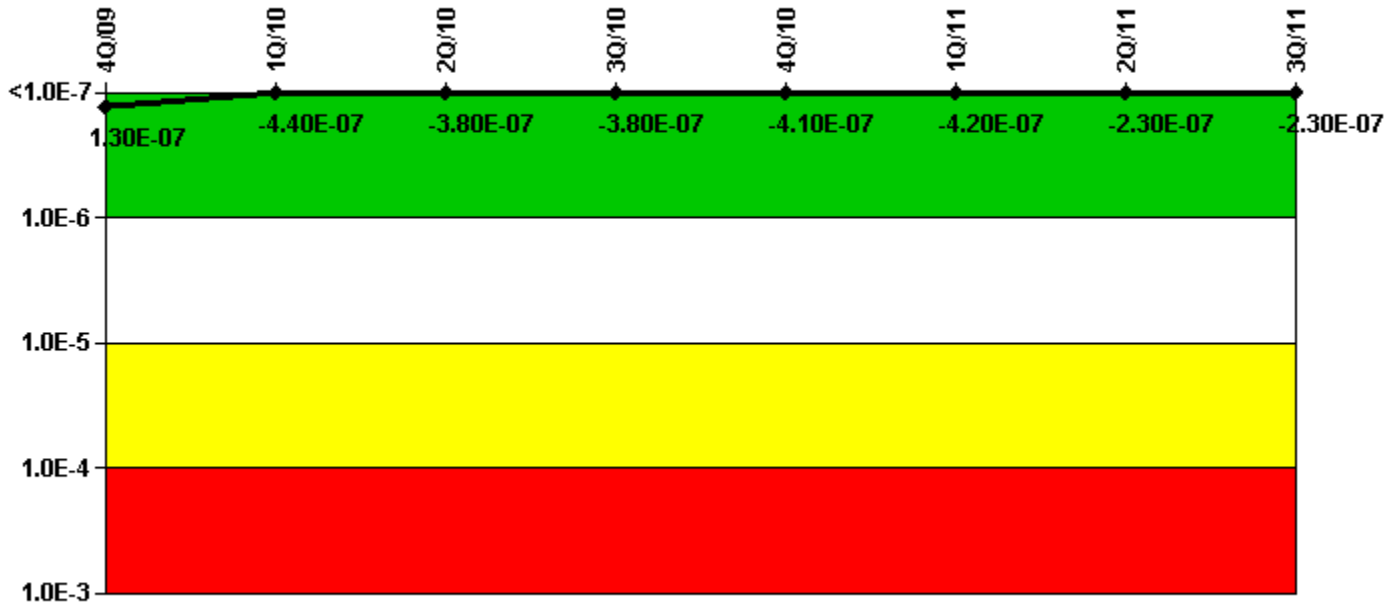
Thresholds: White > 5.0

Notes

Safety System Functional Failures (PWR)	4Q/09	1Q/10	2Q/10	3Q/10	4Q/10	1Q/11	2Q/11	3Q/11
Safety System Functional Failures	0	0	0	0	0	0	0	0
Indicator value	0	0	0	0	0	0	0	0

Licensee Comments: none

Mitigating Systems Performance Index, Emergency AC Power System



Thresholds: White > 1.00E-6 Yellow > 1.00E-5 Red > 1.00E-4

Notes

Mitigating Systems Performance Index, Emergency AC Power System	4Q/09	1Q/10	2Q/10	3Q/10	4Q/10	1Q/11	2Q/11	3Q/11
UAI (Δ CDF)	-1.22E-07	-1.75E-07	-1.32E-07	-1.31E-07	-1.31E-07	-1.30E-07	-8.03E-08	-8.01E-08
URI (Δ CDF)	2.55E-07	-2.64E-07	-2.48E-07	-2.54E-07	-2.76E-07	-2.86E-07	-1.51E-07	-1.52E-07
PLE	NO	NO	NO	NO	NO	NO	NO	NO
Indicator value	1.30E-07	-4.40E-07	-3.80E-07	-3.80E-07	-4.10E-07	-4.20E-07	-2.30E-07	-2.30E-07

Licensee Comments:

3Q/11: Changed PRA Parameter(s).

2Q/11: Changed PRA Parameter(s).

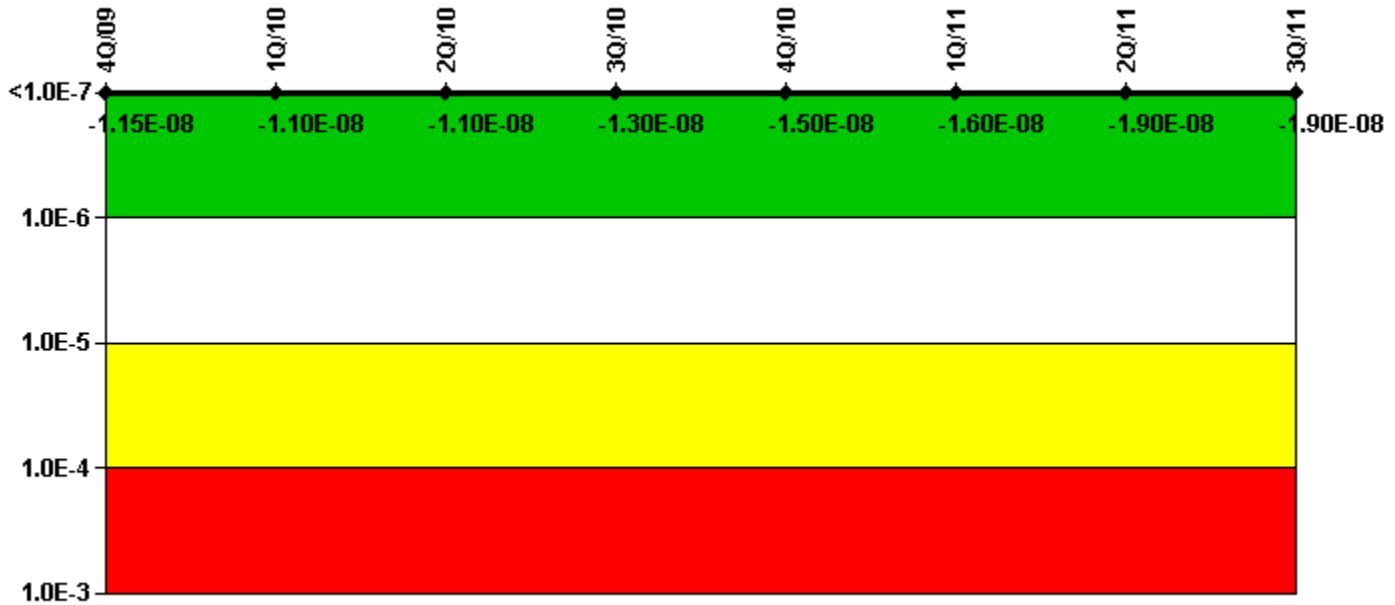
1Q/11: Risk Cap Invoked. Changed PRA Parameter(s).

4Q/10: Risk Cap Invoked. Changed PRA Parameter(s).

3Q/10: Risk Cap Invoked. Changed PRA Parameter(s).

2Q/10: Risk Cap Invoked. Changed PRA Parameter(s).

Mitigating Systems Performance Index, High Pressure Injection System



Thresholds: White > 1.00E-6 Yellow > 1.00E-5 Red > 1.00E-4

Notes


Mitigating Systems Performance Index, High Pressure Injection System	4Q/09	1Q/10	2Q/10	3Q/10	4Q/10	1Q/11	2Q/11	3Q/11
UAI (Δ CDF)	-2.20E-09	-1.65E-09	-1.83E-09	-3.40E-09	-5.44E-09	-5.07E-09	-5.67E-09	-5.66E-09
URI (Δ CDF)	-9.30E-09	-9.41E-09	-9.54E-09	-9.66E-09	-9.70E-09	-1.08E-08	-1.33E-08	-1.32E-08
PLE	NO	NO	NO	NO	NO	NO	NO	NO
Indicator value	-1.15E-08	-1.10E-08	-1.10E-08	-1.30E-08	-1.50E-08	-1.60E-08	-1.90E-08	-1.90E-08

Licensee Comments:

3Q/11: Changed PRA Parameter(s).

2Q/11: Changed PRA Parameter(s).

Mitigating Systems Performance Index, Heat Removal System



Thresholds: White > 1.00E-6 Yellow > 1.00E-5 Red > 1.00E-4

Notes

Mitigating Systems Performance Index, Heat Removal System	4Q/09	1Q/10	2Q/10	3Q/10	4Q/10	1Q/11	2Q/11	3Q/11
UAI (ΔCDF)	-4.91E-08	2.41E-08	-3.46E-09	-6.57E-09	1.04E-07	1.05E-07	5.65E-09	1.37E-09
URI (ΔCDF)	-2.77E-07	-2.77E-07	-2.77E-07	-2.77E-07	-2.77E-07	-2.93E-07	-2.68E-08	-3.52E-08
PLE	NO	NO	NO	NO	NO	NO	NO	NO
Indicator value	-3.30E-07	-2.50E-07	-2.80E-07	-2.80E-07	-1.70E-07	-1.90E-07	-2.10E-08	-3.40E-08

Licensee Comments:

3Q/11: Changed PRA Parameter(s).

2Q/11: Changed PRA Parameter(s).

1Q/11: Risk Cap Invoked.

4Q/10: Risk Cap Invoked.

3Q/10: Risk Cap Invoked.

2Q/10: Risk Cap Invoked.

1Q/10: Risk Cap Invoked.

4Q/09: Risk Cap Invoked.

3Q/09: Risk Cap Invoked.

2Q/09: Risk Cap Invoked.

4Q/08: Risk Cap Invoked.

3Q/08: Risk Cap Invoked.

2Q/08: Risk Cap Invoked.

1Q/08: Risk Cap Invoked.

4Q/07: Risk Cap Invoked.

3Q/07: Risk Cap Invoked.

2Q/07: Risk Cap Invoked.


1Q/07: Risk Cap Invoked.

4Q/06: Risk Cap Invoked.

3Q/06: Risk Cap Invoked.

2Q/06: Risk Cap Invoked.

Mitigating Systems Performance Index, Residual Heat Removal System



Thresholds: White > 1.00E-6 Yellow > 1.00E-5 Red > 1.00E-4

Notes

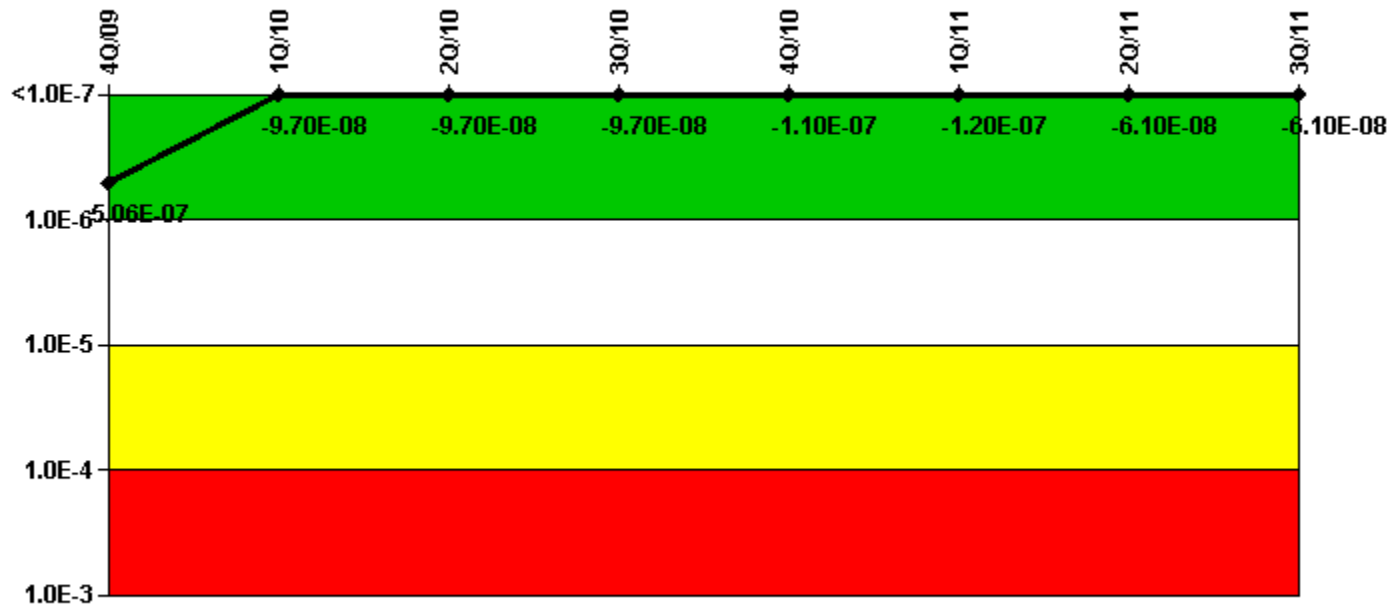
Mitigating Systems Performance Index, Residual Heat Removal System	4Q/09	1Q/10	2Q/10	3Q/10	4Q/10	1Q/11	2Q/11	3Q/11
UAI (Δ CDF)	-9.57E-09	-9.57E-09	-9.57E-09	-9.57E-09	-9.57E-09	8.25E-09	7.60E-09	7.87E-09
URI (Δ CDF)	-3.07E-08	-3.07E-08	-3.07E-08	-3.07E-08	-3.07E-08	-3.19E-08	-3.76E-08	-3.77E-08
PLE	NO	NO	NO	NO	NO	NO	NO	NO
Indicator value	-4.00E-08	-4.00E-08	-4.00E-08	-4.00E-08	-4.00E-08	-2.40E-08	-3.00E-08	-3.00E-08

Licensee Comments:

3Q/11: Changed PRA Parameter(s).

2Q/11: Changed PRA Parameter(s).

Mitigating Systems Performance Index, Cooling Water Systems



Thresholds: White > 1.00E-6 Yellow > 1.00E-5 Red > 1.00E-4

Notes

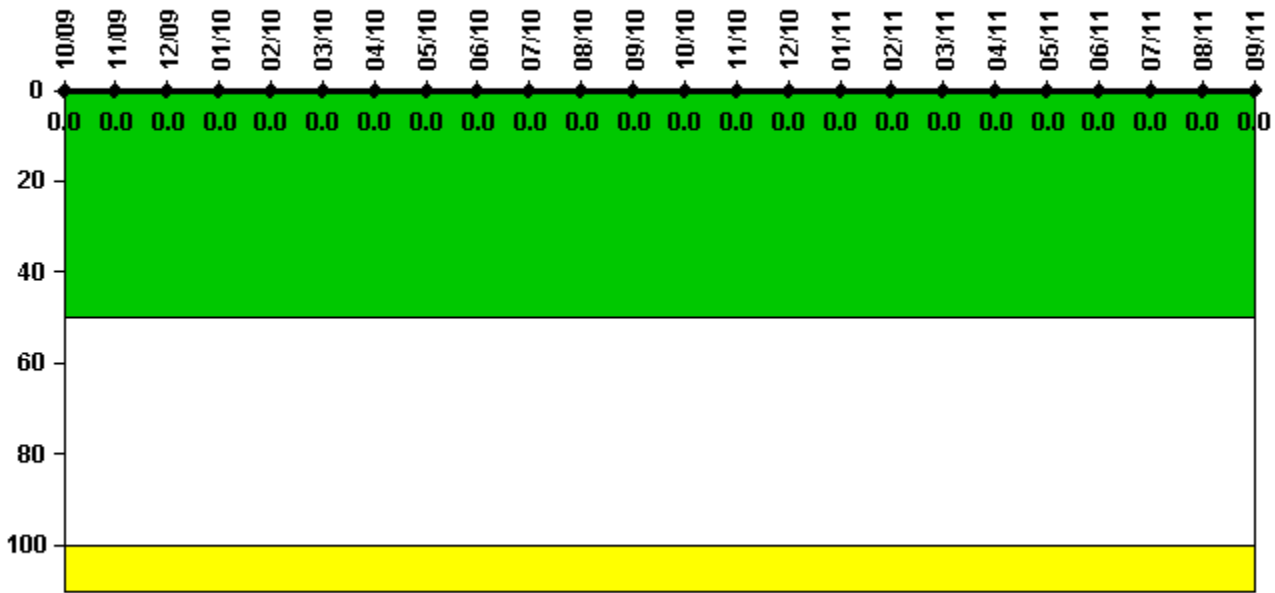
Mitigating Systems Performance Index, Cooling Water Systems	4Q/09	1Q/10	2Q/10	3Q/10	4Q/10	1Q/11	2Q/11	3Q/11
UAI (ΔCDF)	3.60E-08	2.78E-08	2.78E-08	2.78E-08	1.10E-08	1.13E-08	2.73E-08	2.73E-08
URI (ΔCDF)	4.70E-07	-1.25E-07	-1.25E-07	-1.25E-07	-1.26E-07	-1.26E-07	-8.82E-08	-8.84E-08
PLE	NO	NO	NO	NO	NO	NO	NO	NO
Indicator value	5.06E-07	-9.70E-08	-9.70E-08	-9.70E-08	-1.10E-07	-1.20E-07	-6.10E-08	-6.10E-08

Licensee Comments:

3Q/11: Changed PRA Parameter(s).

2Q/11: Changed PRA Parameter(s).

Reactor Coolant System Activity




Thresholds: White > 50.0 Yellow > 100.0

Notes

Reactor Coolant System Activity	10/09	11/09	12/09	1/10	2/10	3/10	4/10	5/10	6/10	7/10	8/10	9/10
Maximum activity	0.000066	0.000086	0.000080	0.000090	0.000090	0.000099	0.000101	0.000115	0.000110	0.000110	0.000111	0.000117
Technical specification limit	1.0	1.0	1.0	1.0	1.0	1.0	1.0	1.0	1.0	1.0	1.0	1.0
Indicator value	0	0	0	0	0	0	0	0	0	0	0	0
Reactor Coolant System Activity	10/10	11/10	12/10	1/11	2/11	3/11	4/11	5/11	6/11	7/11	8/11	9/11
Maximum activity	0.000125	0.000129	0.000137	0.000150	0.000163	0.000316	0.000063	0.000058	0.000094	0.000057	0.000073	0.000065
Technical specification limit	1.0	1.0	1.0	1.0	1.0	1.0	1.0	1.0	1.0	1.0	1.0	1.0
Indicator value	0	0	0	0	0	0	0	0	0	0	0	0

Licensee Comments: none

Reactor Coolant System Leakage



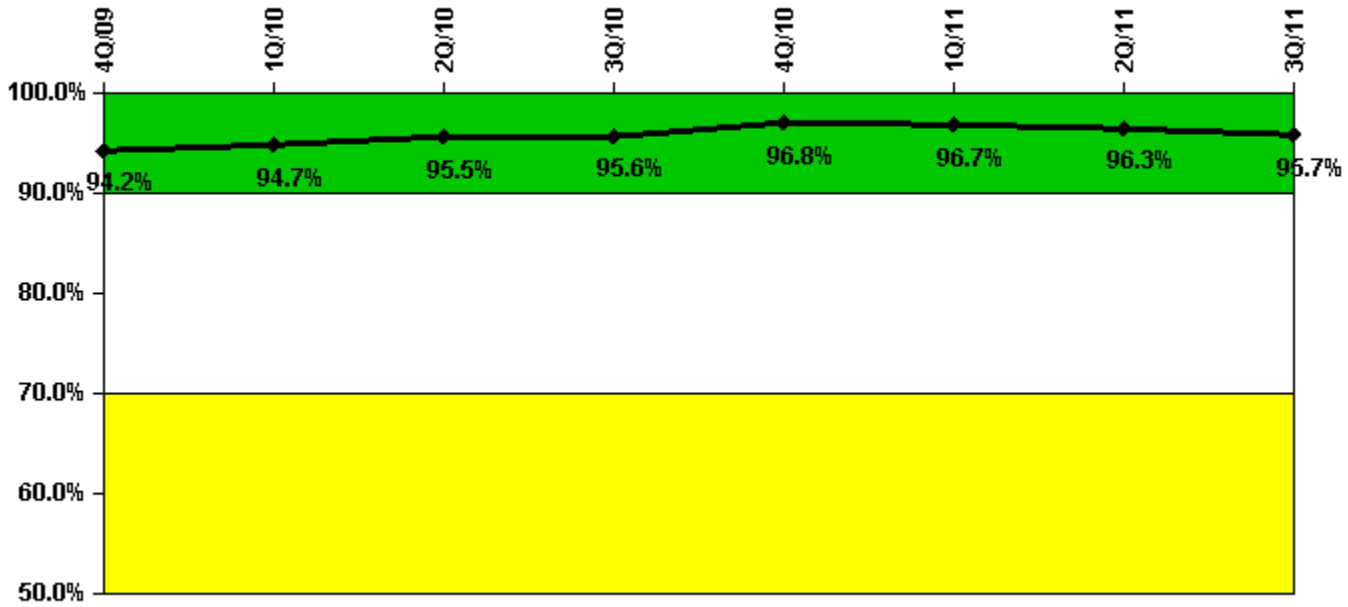
Thresholds: White > 50.0 Yellow > 100.0

Notes

Reactor Coolant System Leakage	10/09	11/09	12/09	1/10	2/10	3/10	4/10	5/10	6/10	7/10	8/10	9/10
Maximum leakage	0.104	0.072	0.101	0.105	0.094	0.131	0.101	0.094	0.073	0.137	0.149	0.125
Technical specification limit	10.0	10.0	10.0	10.0	10.0	10.0	10.0	10.0	10.0	10.0	10.0	10.0
Indicator value	1.0	0.7	1.0	1.1	0.9	1.3	1.0	0.9	0.7	1.4	1.5	1.3
Reactor Coolant System Leakage	10/10	11/10	12/10	1/11	2/11	3/11	4/11	5/11	6/11	7/11	8/11	9/11
Maximum leakage	0.211	0.195	0.128	0.122	0.131	0.116	0.057	0.057	0.050	0.048	0.049	0.060
Technical specification limit	10.0	10.0	10.0	10.0	10.0	10.0	10.0	10.0	10.0	10.0	10.0	10.0
Indicator value	2.1	2.0	1.3	1.2	1.3	1.2	0.6	0.6	0.5	0.5	0.5	0.6

Licensee Comments: none

Drill/Exercise Performance



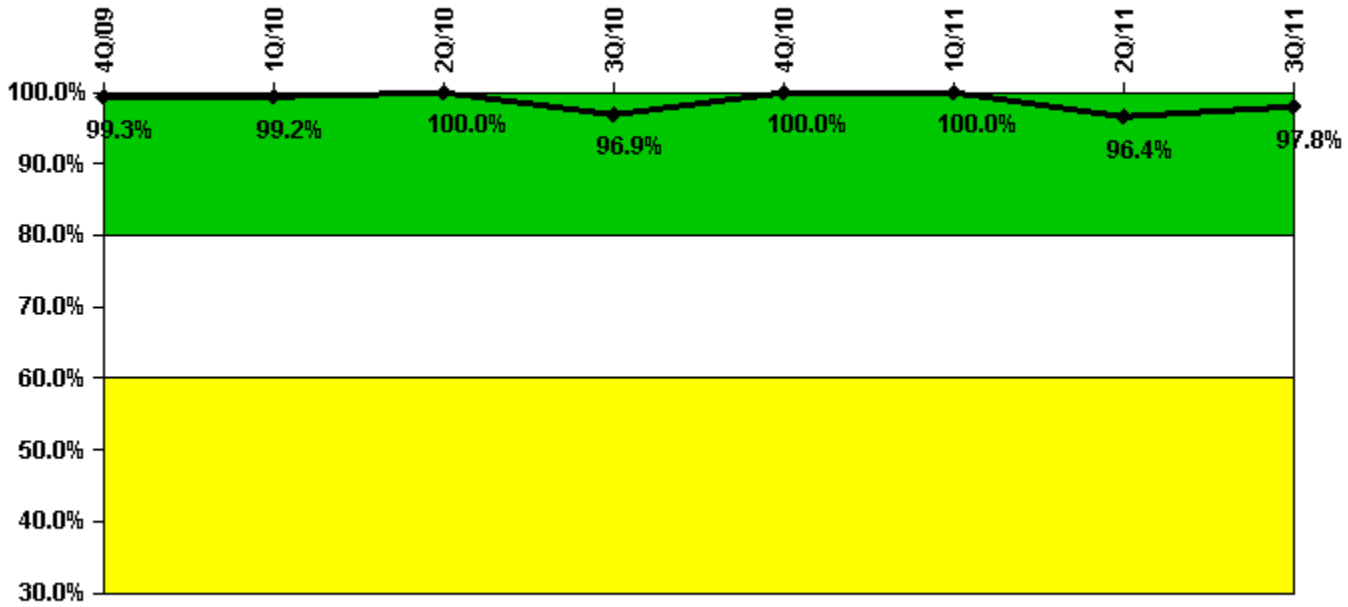
Thresholds: White < 90.0% Yellow < 70.0%

Notes

Drill/Exercise Performance	4Q/09	1Q/10	2Q/10	3Q/10	4Q/10	1Q/11	2Q/11	3Q/11
Successful opportunities	51.0	53.0	51.0	35.0	30.0	52.0	66.0	38.0
Total opportunities	54.0	54.0	53.0	35.0	32.0	54.0	70.0	41.0
Indicator value	94.2%	94.7%	95.5%	95.6%	96.8%	96.7%	96.3%	95.7%

Licensee Comments: none

ERO Drill Participation



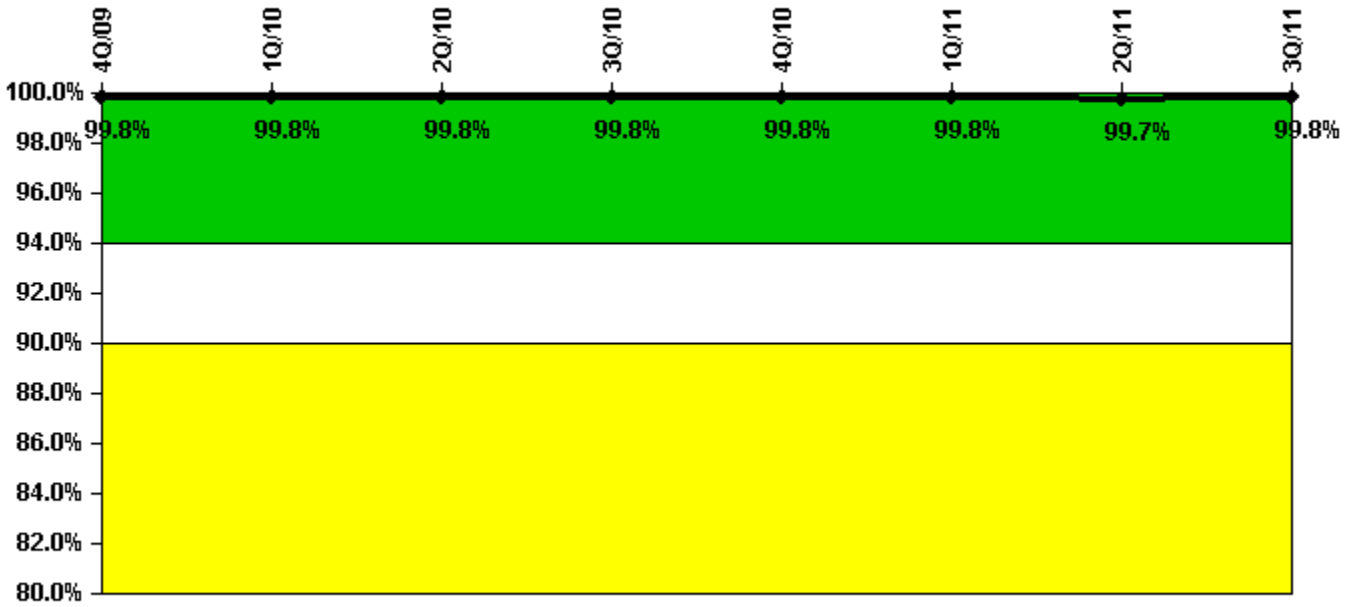
Thresholds: White < 80.0% Yellow < 60.0%

Notes

ERO Drill Participation	4Q/09	1Q/10	2Q/10	3Q/10	4Q/10	1Q/11	2Q/11	3Q/11
Participating Key personnel	135.0	128.0	128.0	126.0	132.0	140.0	133.0	132.0
Total Key personnel	136.0	129.0	128.0	130.0	132.0	140.0	138.0	135.0
Indicator value	99.3%	99.2%	100.0%	96.9%	100.0%	100.0%	96.4%	97.8%

Licensee Comments: none

Alert & Notification System



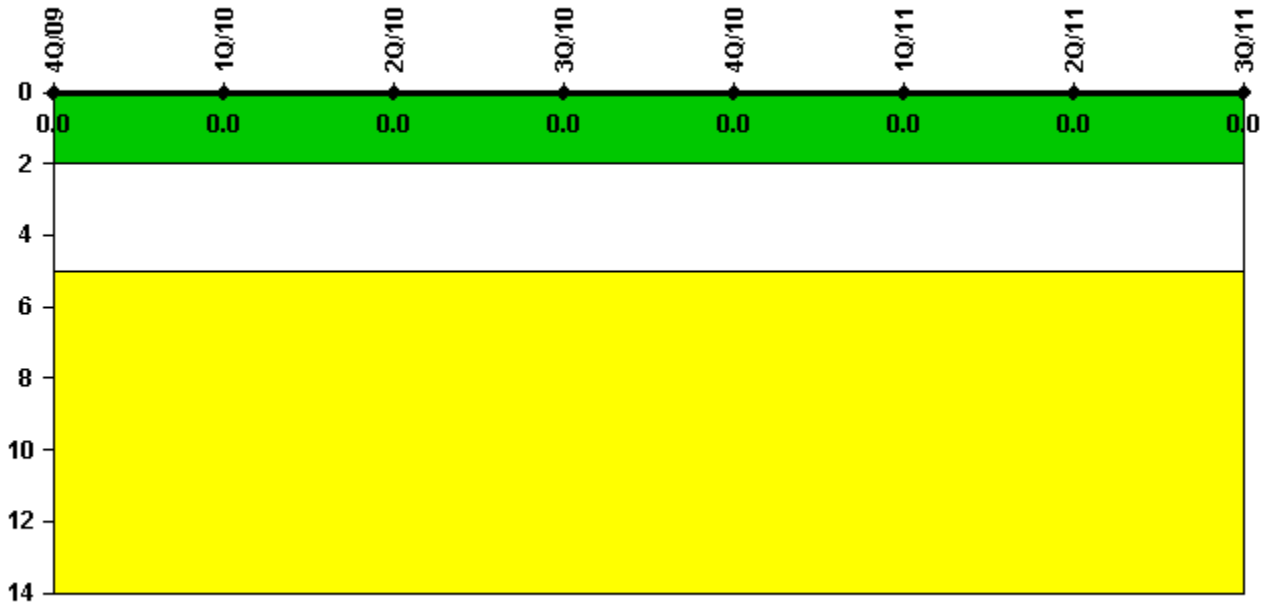
Thresholds: White < 94.0% Yellow < 90.0%

Notes

Alert & Notification System	4Q/09	1Q/10	2Q/10	3Q/10	4Q/10	1Q/11	2Q/11	3Q/11
Successful siren-tests	611	611	610	608	611	610	608	611
Total sirens-tests	611	611	611	611	611	611	611	611
Indicator value	99.8%	99.8%	99.8%	99.8%	99.8%	99.8%	99.7%	99.8%

Licensee Comments: none

Occupational Exposure Control Effectiveness



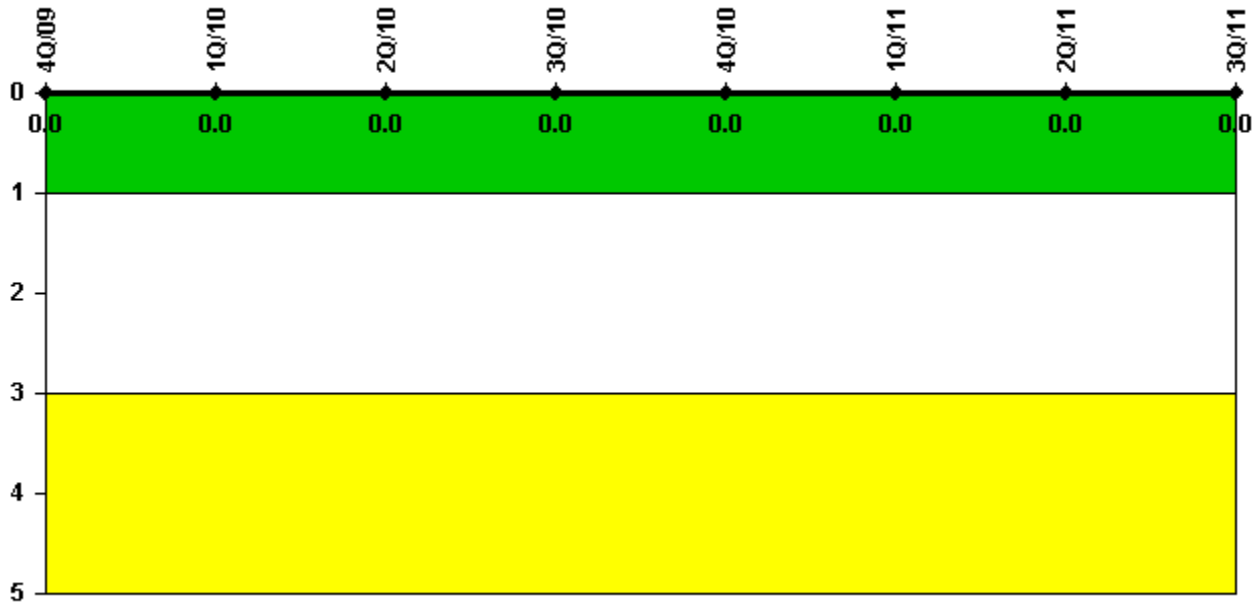
Thresholds: White > 2.0 Yellow > 5.0

Notes

Occupational Exposure Control Effectiveness	4Q/09	1Q/10	2Q/10	3Q/10	4Q/10	1Q/11	2Q/11	3Q/11
High radiation area occurrences	0	0	0	0	0	0	0	0
Very high radiation area occurrences	0	0	0	0	0	0	0	0
Unintended exposure occurrences	0	0	0	0	0	0	0	0
Indicator value	0	0	0	0	0	0	0	0

Licensee Comments: none

RETS/ODCM Radiological Effluent



Thresholds: White > 1.0 Yellow > 3.0

Notes

RETS/ODCM Radiological Effluent	4Q/09	1Q/10	2Q/10	3Q/10	4Q/10	1Q/11	2Q/11	3Q/11
RETS/ODCM occurrences	0	0	0	0	0	0	0	0
Indicator value	0	0	0	0	0	0	0	0

Licensee Comments: none

[Security](#) information not publicly available.