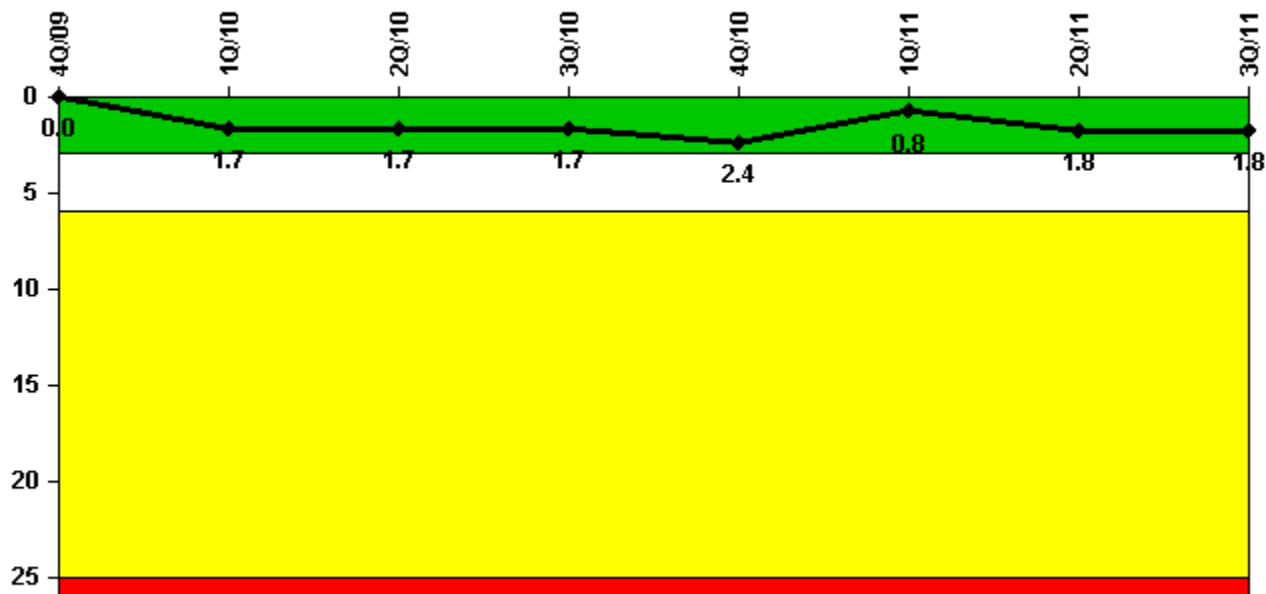


# Salem 2

## 3Q/2011 Performance Indicators

Licensee's General Comments: none

### Unplanned Scrams per 7000 Critical Hrs



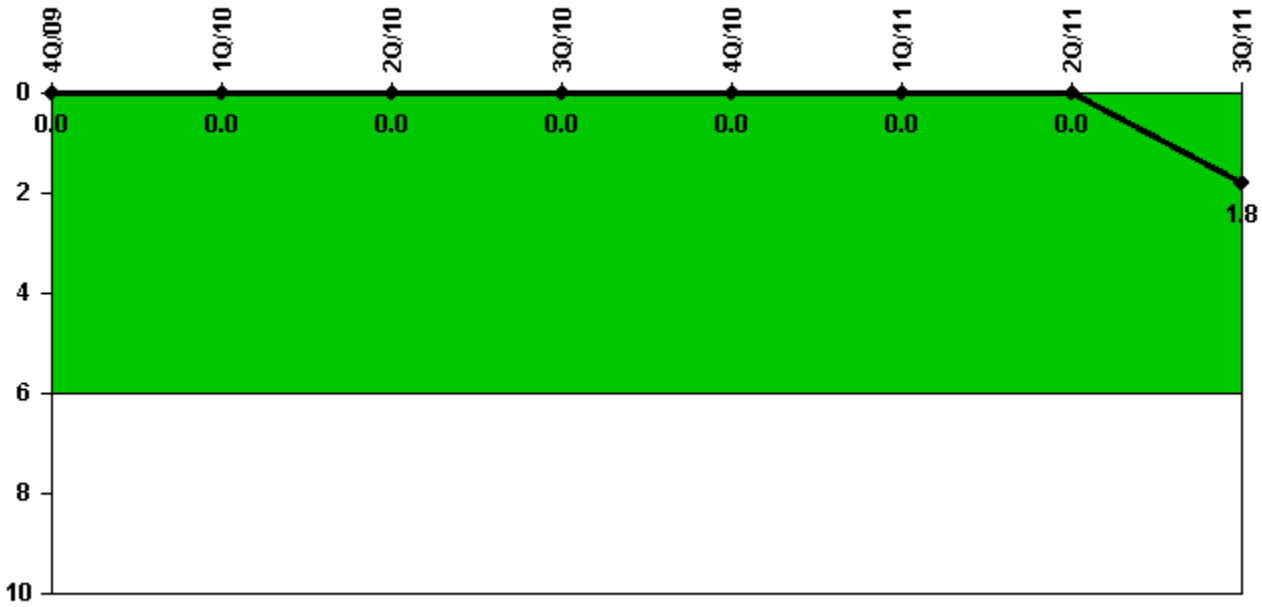
Thresholds: White > 3.0 Yellow > 6.0 Red > 25.0

### Notes

Unplanned Scrams per 7000 Critical Hrs	4Q/09	1Q/10	2Q/10	3Q/10	4Q/10	1Q/11	2Q/11	3Q/11
Unplanned scrams	0	2.0	0	0	1.0	0	1.0	0
Critical hours	1544.3	2114.2	2184.0	2208.0	2178.4	2159.0	1425.4	2113.6
Indicator value	0	1.7	1.7	1.7	2.4	0.8	1.8	1.8

Licensee Comments: none

## Unplanned Power Changes per 7000 Critical Hrs



Thresholds: White > 6.0

### Notes

Unplanned Power Changes per 7000 Critical Hrs	4Q/09	1Q/10	2Q/10	3Q/10	4Q/10	1Q/11	2Q/11	3Q/11
Unplanned power changes	0	0	0	0	0	0	0	2.0
Critical hours	1544.3	2114.2	2184.0	2208.0	2178.4	2159.0	1425.4	2113.6
Indicator value	0	0	0	0	0	0	0	1.8

Licensee Comments: none

# Unplanned Scrams with Complications



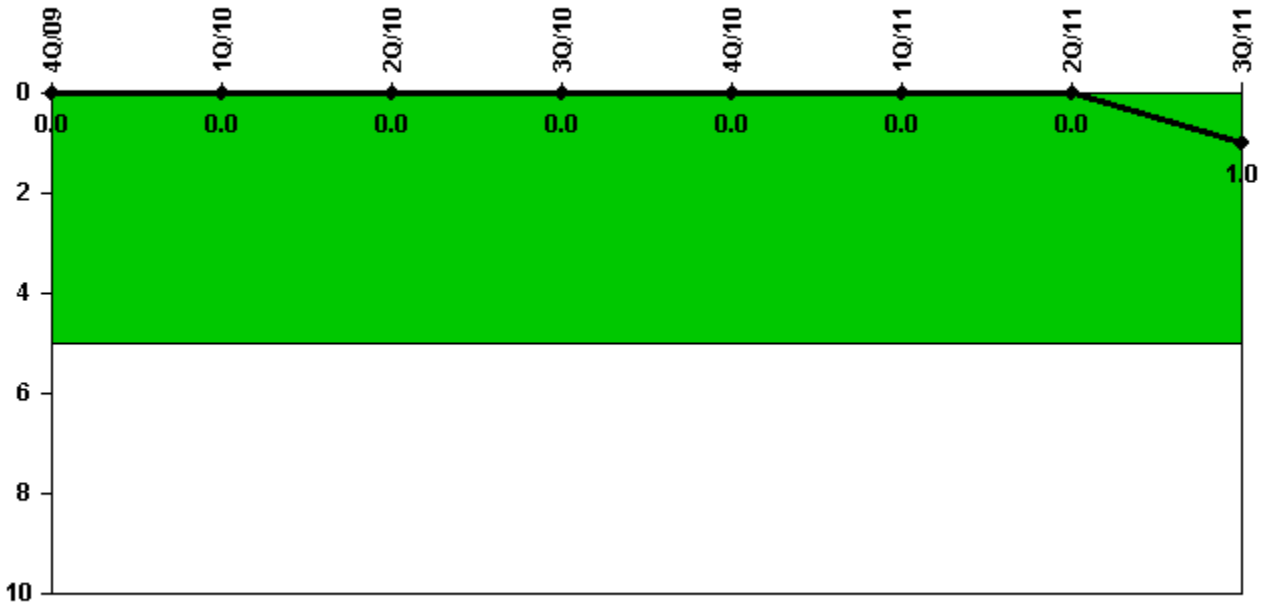
Thresholds: White > 1.0

## Notes

Unplanned Scrams with Complications	4Q/09	1Q/10	2Q/10	3Q/10	4Q/10	1Q/11	2Q/11	3Q/11
Scrams with complications	0	0	0	0	0	0	0	0
Indicator value	0.0	0.0	0.0	0.0	0.0	0.0	0.0	0.0

Licensee Comments: none

## Safety System Functional Failures (PWR)



Thresholds: White > 5.0

### Notes

Safety System Functional Failures (PWR)	4Q/09	1Q/10	2Q/10	3Q/10	4Q/10	1Q/11	2Q/11	3Q/11
Safety System Functional Failures	0	0	0	0	0	0	0	1
Indicator value	0	0	0	0	0	0	0	1

Licensee Comments:

3Q/11: LER 311/2011-005 was reported in accordance with 10CFR50.73(a)(2)(v)

---

# Mitigating Systems Performance Index, Emergency AC Power System




Thresholds: White > 1.00E-6 Yellow > 1.00E-5 Red > 1.00E-4

## Notes

Mitigating Systems Performance Index, Emergency AC Power System	4Q/09	1Q/10	2Q/10	3Q/10	4Q/10	1Q/11	2Q/11	3Q/11
UAI ( $\Delta$ CDF)	-4.40E-07	-1.62E-07	-1.62E-07	-1.62E-07	-1.62E-07	-1.62E-07	-1.62E-07	-1.62E-07
URI ( $\Delta$ CDF)	-4.40E-06	-1.45E-06	-1.44E-06	-1.44E-06	-1.30E-06	-1.38E-06	-1.43E-06	-1.43E-06
PLE	NO	NO	NO	NO	NO	NO	NO	NO
Indicator value	-4.84E-06	-1.60E-06	-1.60E-06	-1.60E-06	-1.50E-06	-1.50E-06	-1.60E-06	-1.60E-06

Licensee Comments: none

# Mitigating Systems Performance Index, High Pressure Injection System



Thresholds: White > 1.00E-6 Yellow > 1.00E-5 Red > 1.00E-4

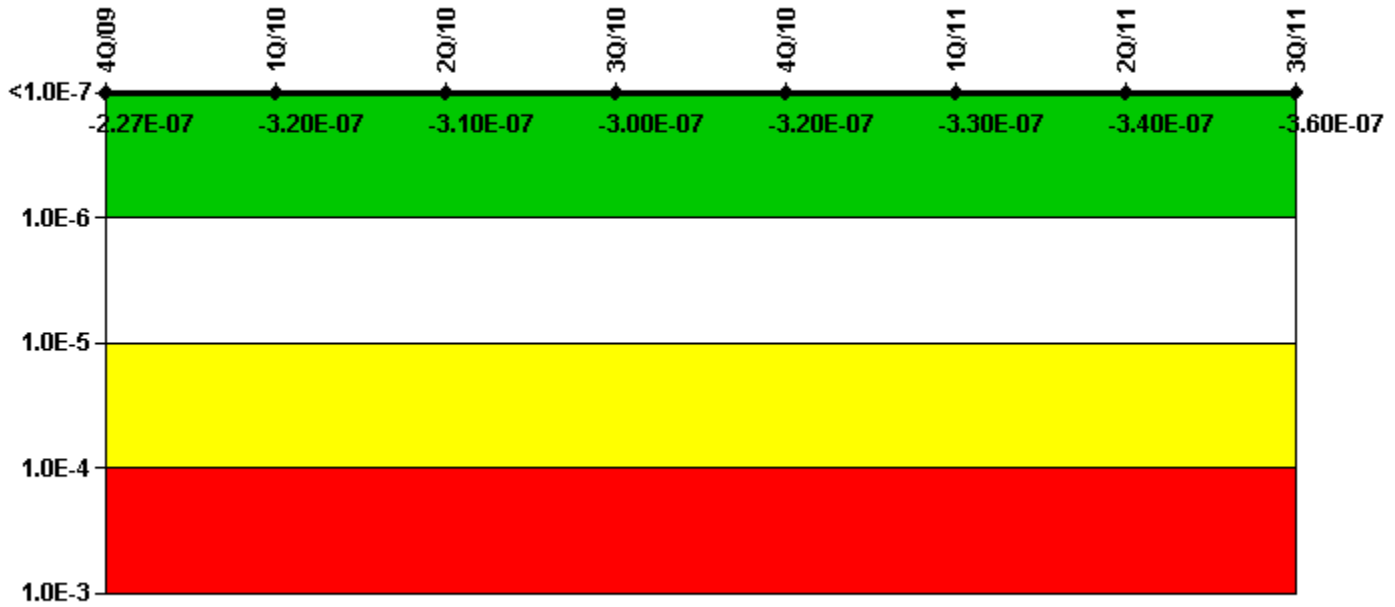
## Notes

Mitigating Systems Performance Index, High Pressure Injection System	4Q/09	1Q/10	2Q/10	3Q/10	4Q/10	1Q/11	2Q/11	3Q/11
UAI ( $\Delta$ CDF)	-7.00E-10	-8.70E-10	-8.70E-10	-8.70E-10	-8.70E-10	-8.70E-10	-8.70E-10	-6.73E-10
URI ( $\Delta$ CDF)	-2.50E-08	-2.53E-08	-2.53E-08	-2.53E-08	-2.53E-08	-2.53E-08	-2.54E-08	-2.54E-08
PLE	NO	NO	NO	NO	NO	NO	NO	NO
Indicator value	-2.57E-08	-2.60E-08	-2.60E-08	-2.60E-08	-2.60E-08	-2.60E-08	-2.60E-08	-2.60E-08

Licensee Comments:

2Q/11: 2 Failures previously reported were subsequently determined to not be MSPI failures. The slow stroke of the valves was attributed to the testing method and was not a failure of the valves to properly stroke if required during a design basis accident.

# Mitigating Systems Performance Index, Heat Removal System



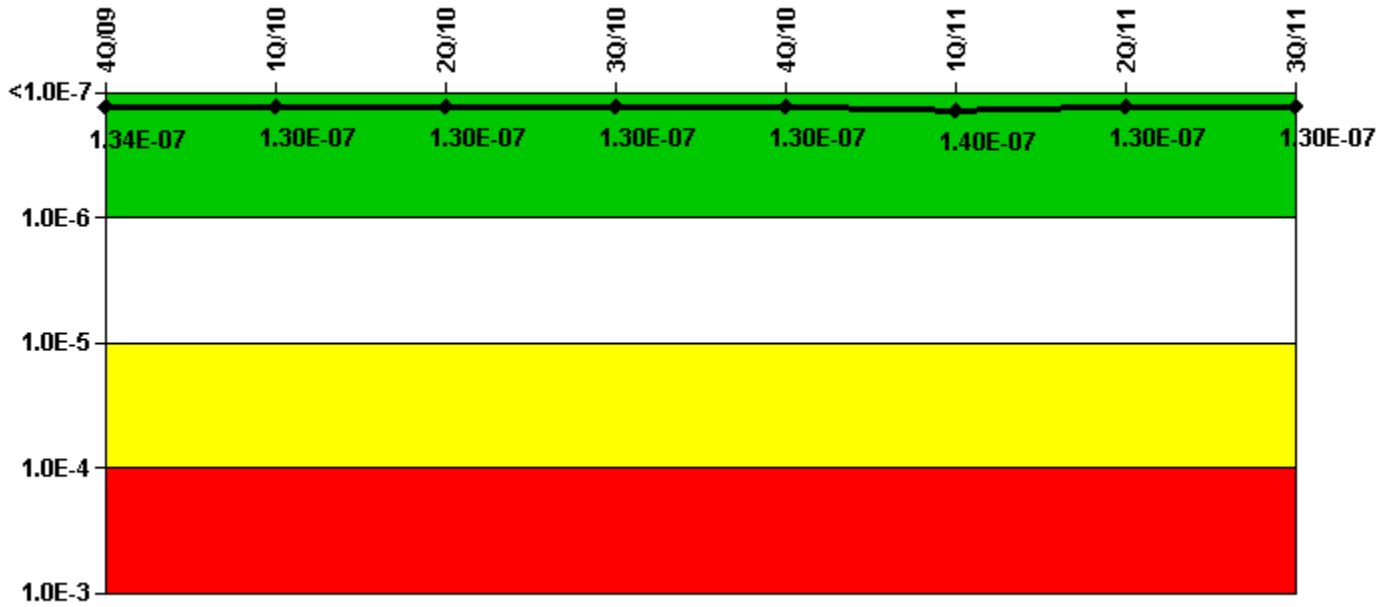
Thresholds: White > 1.00E-6 Yellow > 1.00E-5 Red > 1.00E-4

## Notes

Mitigating Systems Performance Index, Heat Removal System	4Q/09	1Q/10	2Q/10	3Q/10	4Q/10	1Q/11	2Q/11	3Q/11
UAI ( $\Delta$ CDF)	-4.70E-08	-6.21E-08	-6.21E-08	-6.21E-08	-6.21E-08	-6.21E-08	-6.21E-08	-6.21E-08
URI ( $\Delta$ CDF)	-1.80E-07	-2.55E-07	-2.49E-07	-2.42E-07	-2.60E-07	-2.66E-07	-2.82E-07	-2.97E-07
PLE	NO	NO	NO	NO	NO	NO	NO	NO
Indicator value	-2.27E-07	-3.20E-07	-3.10E-07	-3.00E-07	-3.20E-07	-3.30E-07	-3.40E-07	-3.60E-07

Licensee Comments: none

# Mitigating Systems Performance Index, Residual Heat Removal System



Thresholds: White > 1.00E-6 Yellow > 1.00E-5 Red > 1.00E-4

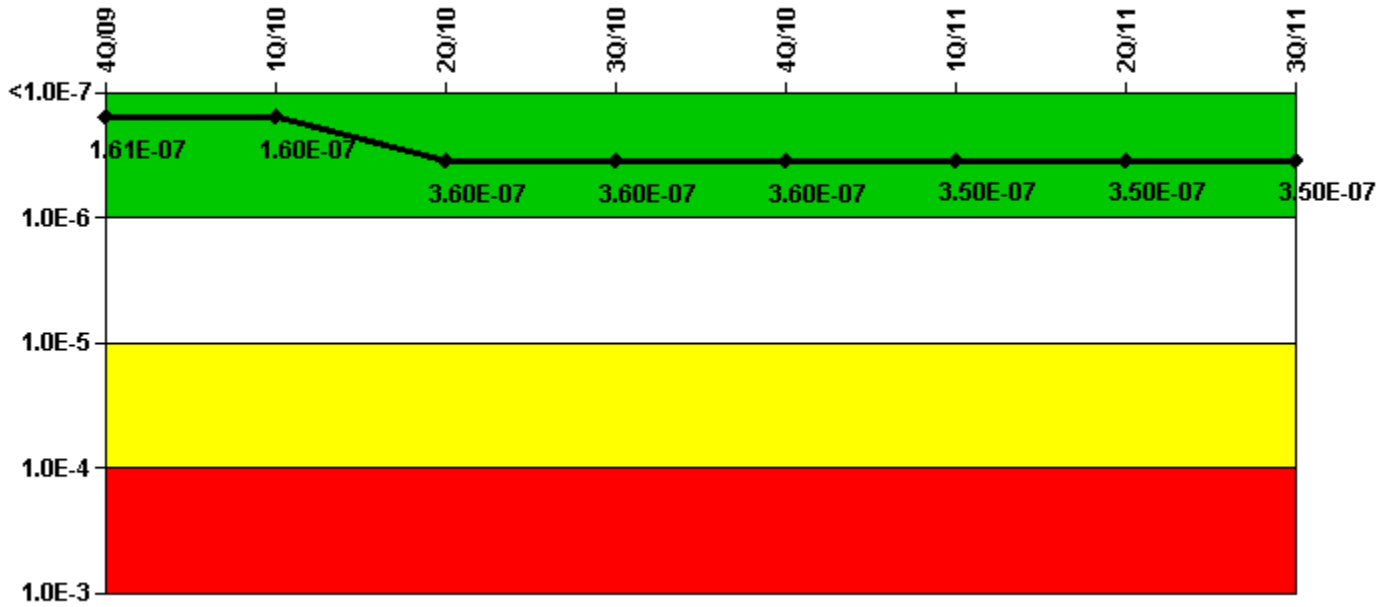
## Notes

Mitigating Systems Performance Index, Residual Heat Removal System	4Q/09	1Q/10	2Q/10	3Q/10	4Q/10	1Q/11	2Q/11	3Q/11
UAI ( $\Delta$ CDF)	-1.60E-08	-1.62E-08	-1.62E-08	-1.62E-08	-1.62E-08	-1.62E-08	-1.62E-08	-1.62E-08
URI ( $\Delta$ CDF)	1.50E-07	1.49E-07	1.49E-07	1.49E-07	1.49E-07	1.56E-07	1.44E-07	1.45E-07
PLE	NO	NO	NO	NO	NO	NO	NO	NO
Indicator value	1.34E-07	1.30E-07	1.30E-07	1.30E-07	1.30E-07	1.40E-07	1.30E-07	1.30E-07

Licensee Comments: none



# Mitigating Systems Performance Index, Cooling Water Systems



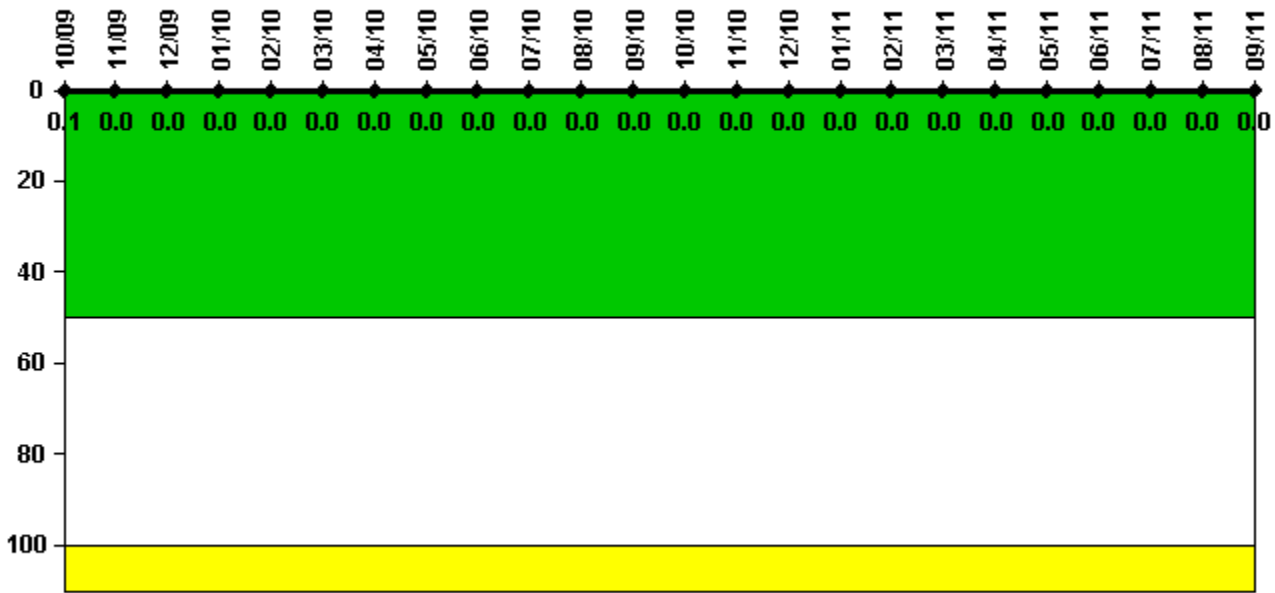
Thresholds: White > 1.00E-6 Yellow > 1.00E-5 Red > 1.00E-4

## Notes

Mitigating Systems Performance Index, Cooling Water Systems	4Q/09	1Q/10	2Q/10	3Q/10	4Q/10	1Q/11	2Q/11	3Q/11
UAI (ΔCDF)	1.00E-07	1.01E-07	2.53E-07	2.53E-07	2.54E-07	2.46E-07	2.43E-07	2.45E-07
URI (ΔCDF)	6.10E-08	6.28E-08	1.03E-07	1.03E-07	1.03E-07	1.03E-07	1.03E-07	1.03E-07
PLE	NO	NO	NO	NO	NO	NO	NO	NO
Indicator value	1.61E-07	1.60E-07	3.60E-07	3.60E-07	3.60E-07	3.50E-07	3.50E-07	3.50E-07

Licensee Comments: none

# Reactor Coolant System Activity



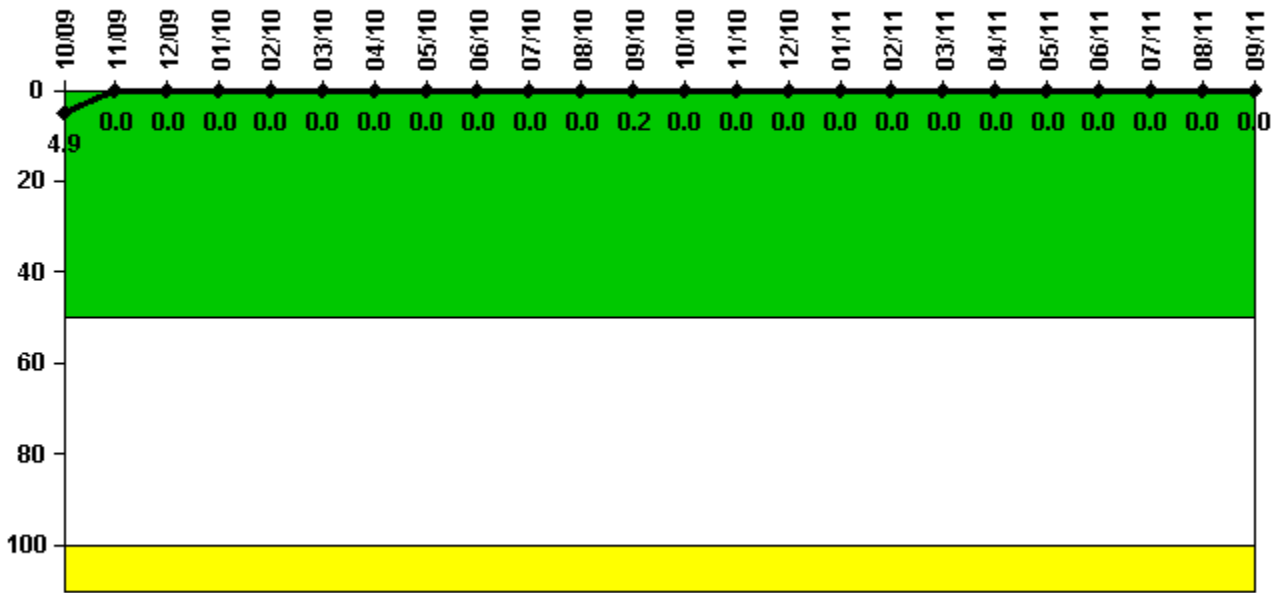
Thresholds: White > 50.0 Yellow > 100.0

## Notes

Reactor Coolant System Activity	10/09	11/09	12/09	1/10	2/10	3/10	4/10	5/10	6/10	7/10	8/10	9/10
Maximum activity	0.000612	0.000221	0.000250	0.000231	0.000464	0.000227	0.000300	0.000267	0.000287	0.000311	0.000379	0.000294
Technical specification limit	1.0	1.0	1.0	1.0	1.0	1.0	1.0	1.0	1.0	1.0	1.0	1.0
Indicator value	0.1	0	0	0	0	0	0	0	0	0	0	0
Reactor Coolant System Activity	10/10	11/10	12/10	1/11	2/11	3/11	4/11	5/11	6/11	7/11	8/11	9/11
Maximum activity	0.000392	0.000323	0.000315	0.000366	0.000339	0.000318	0.000448	0.000103	0.000193	0.000098	0.000202	0.000108
Technical specification limit	1.0	1.0	1.0	1.0	1.0	1.0	1.0	1.0	1.0	1.0	1.0	1.0
Indicator value	0	0	0	0	0	0	0	0	0	0	0	0

Licensee Comments: none

## Reactor Coolant System Leakage



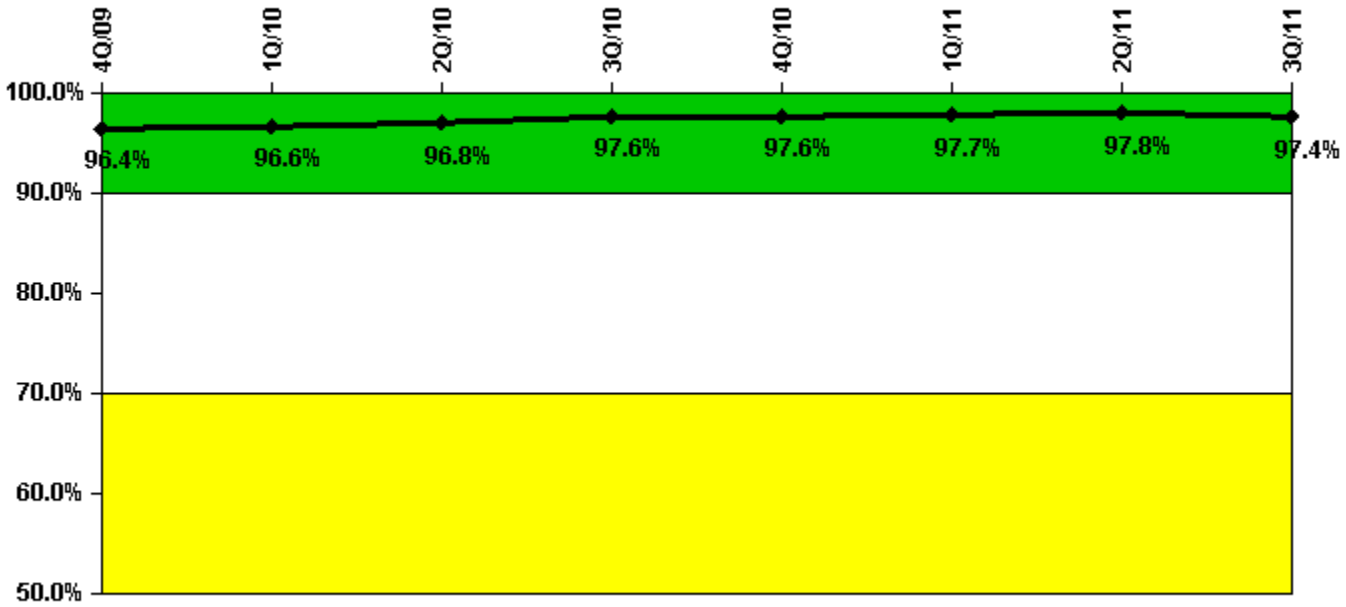
Thresholds: White > 50.0 Yellow > 100.0

### Notes

Reactor Coolant System Leakage	10/09	11/09	12/09	1/10	2/10	3/10	4/10	5/10	6/10	7/10	8/10	9/10
Maximum leakage	0.490	0	0	0	0	0	0	0	0	0	0	0.016
Technical specification limit	10.0	10.0	10.0	10.0	10.0	10.0	10.0	10.0	10.0	10.0	10.0	10.0
Indicator value	4.9	0	0	0	0	0	0	0	0	0	0	0.2
Reactor Coolant System Leakage	10/10	11/10	12/10	1/11	2/11	3/11	4/11	5/11	6/11	7/11	8/11	9/11
Maximum leakage	0	0	0	0	0	0	0	0	0	0	0	0
Technical specification limit	10.0	10.0	10.0	10.0	10.0	10.0	10.0	10.0	10.0	10.0	10.0	10.0
Indicator value	0	0	0	0	0	0	0	0	0	0	0	0

Licensee Comments: none

## Drill/Exercise Performance



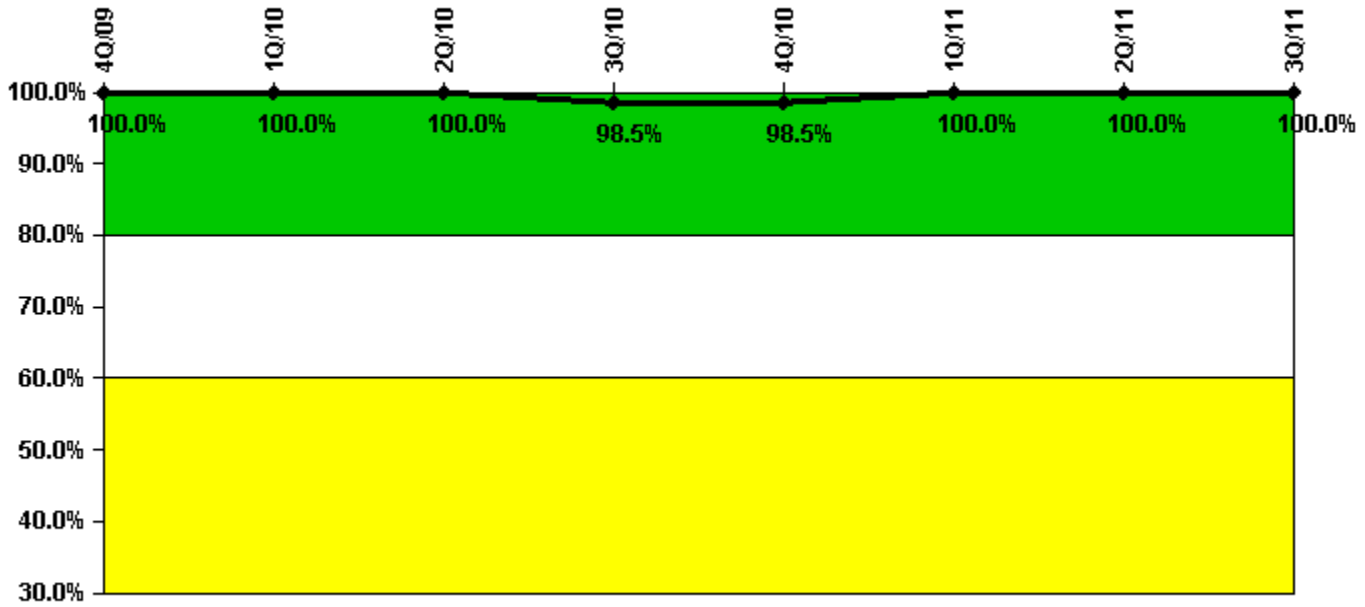
Thresholds: White < 90.0% Yellow < 70.0%

### Notes

Drill/Exercise Performance	4Q/09	1Q/10	2Q/10	3Q/10	4Q/10	1Q/11	2Q/11	3Q/11
Successful opportunities	96.0	68.0	55.0	39.0	39.0	43.0	40.0	35.0
Total opportunities	98.0	70.0	56.0	39.0	40.0	44.0	41.0	38.0
Indicator value	96.4%	96.6%	96.8%	97.6%	97.6%	97.7%	97.8%	97.4%

Licensee Comments: none

## ERO Drill Participation



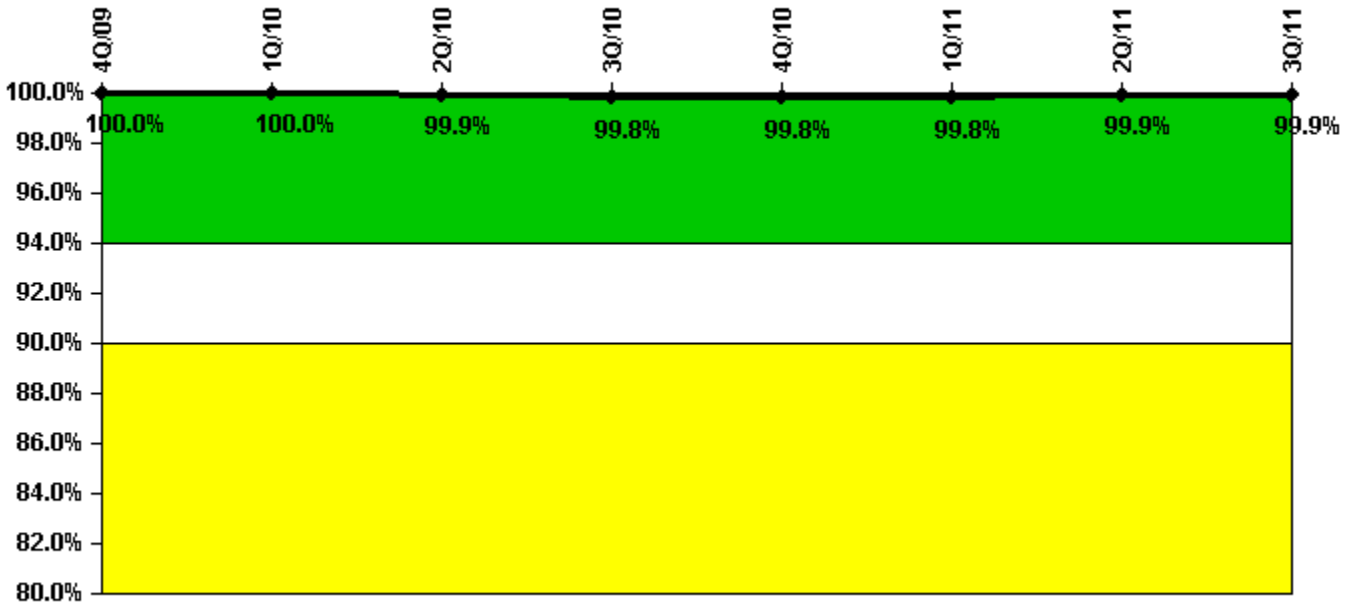
Thresholds: White < 80.0% Yellow < 60.0%

### Notes

ERO Drill Participation	4Q/09	1Q/10	2Q/10	3Q/10	4Q/10	1Q/11	2Q/11	3Q/11
Participating Key personnel	130.0	130.0	128.0	130.0	132.0	128.0	130.0	131.0
Total Key personnel	130.0	130.0	128.0	132.0	134.0	128.0	130.0	131.0
Indicator value	100.0%	100.0%	100.0%	98.5%	98.5%	100.0%	100.0%	100.0%

Licensee Comments: none

# Alert & Notification System



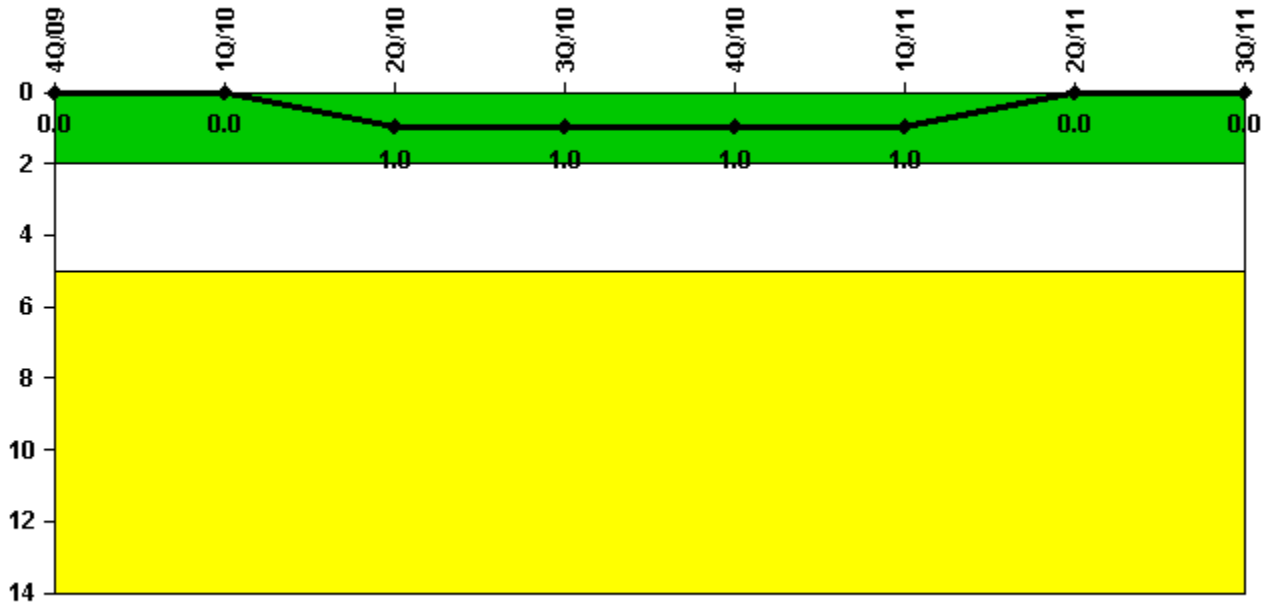
Thresholds: White < 94.0% Yellow < 90.0%

## Notes

Alert & Notification System	4Q/09	1Q/10	2Q/10	3Q/10	4Q/10	1Q/11	2Q/11	3Q/11
Successful siren-tests	497	497	495	496	497	497	497	496
Total sirens-tests	497	497	497	497	497	497	497	497
Indicator value	100.0%	100.0%	99.9%	99.8%	99.8%	99.8%	99.9%	99.9%

Licensee Comments: none

## Occupational Exposure Control Effectiveness



Thresholds: White > 2.0 Yellow > 5.0

### Notes

Occupational Exposure Control Effectiveness	4Q/09	1Q/10	2Q/10	3Q/10	4Q/10	1Q/11	2Q/11	3Q/11
High radiation area occurrences	0	0	1	0	0	0	0	0
Very high radiation area occurrences	0	0	0	0	0	0	0	0
Unintended exposure occurrences	0	0	0	0	0	0	0	0
<b>Indicator value</b>	<b>0</b>	<b>0</b>	<b>1</b>	<b>1</b>	<b>1</b>	<b>1</b>	<b>0</b>	<b>0</b>

Licensee Comments: none

# RETS/ODCM Radiological Effluent



Thresholds: White > 1.0 Yellow > 3.0

## Notes

RETS/ODCM Radiological Effluent	4Q/09	1Q/10	2Q/10	3Q/10	4Q/10	1Q/11	2Q/11	3Q/11
RETS/ODCM occurrences	0	0	0	0	0	0	0	0
Indicator value	0	0	0	0	0	0	0	0

Licensee Comments: none

[Security](#) information not publicly available.