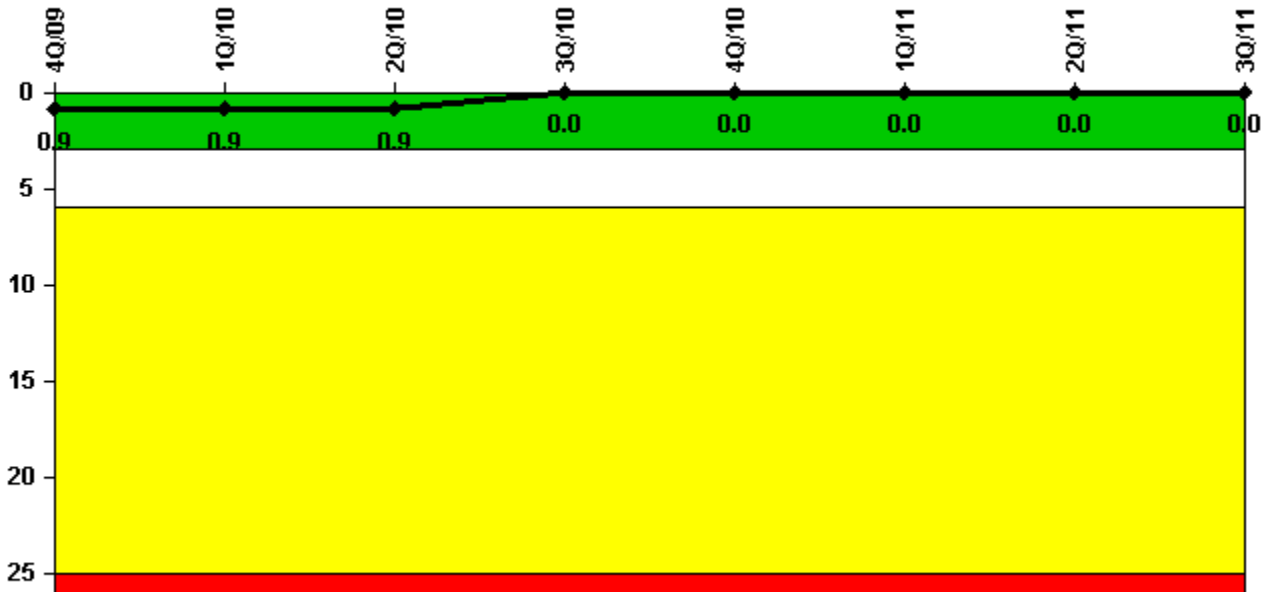


River Bend 1

3Q/2011 Performance Indicators

Licensee's General Comments: none

Unplanned Scrams per 7000 Critical Hrs



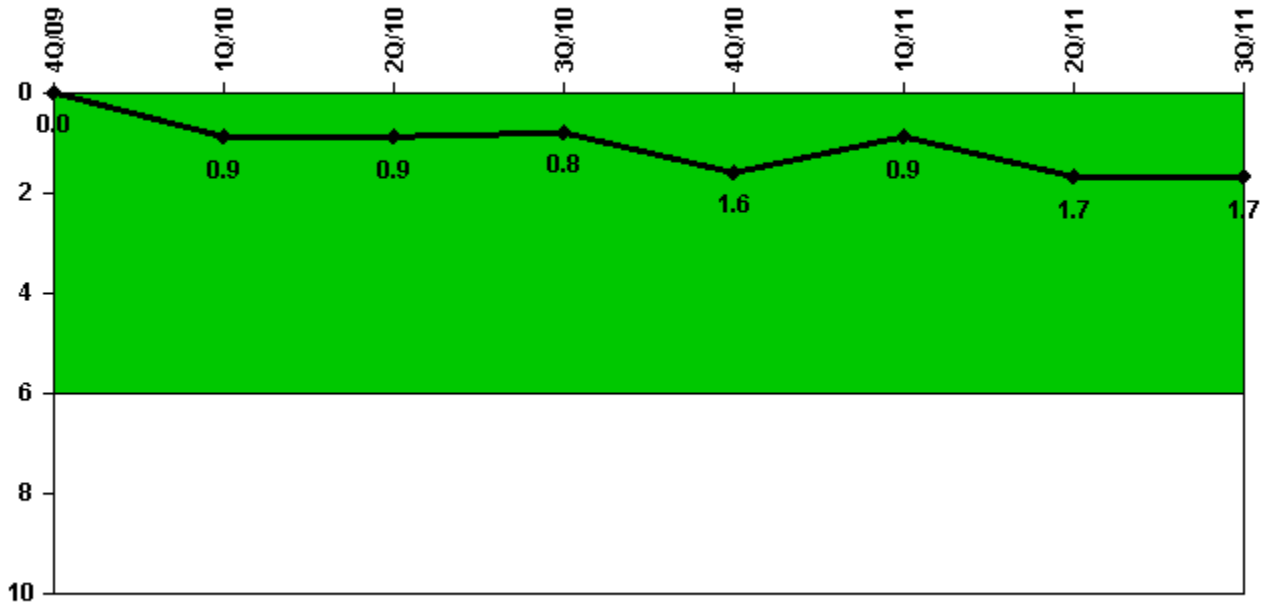
Thresholds: White > 3.0 Yellow > 6.0 Red > 25.0

Notes

Unplanned Scrams per 7000 Critical Hrs	4Q/09	1Q/10	2Q/10	3Q/10	4Q/10	1Q/11	2Q/11	3Q/11
Unplanned scrams	0	0	0	0	0	0	0	0
Critical hours	1805.2	2159.0	2184.0	2111.5	2209.0	1508.6	2184.0	2208.0
Indicator value	0.9	0.9	0.9	0	0	0	0	0

Licensee Comments: none

Unplanned Power Changes per 7000 Critical Hrs



Thresholds: White > 6.0

Notes

Unplanned Power Changes per 7000 Critical Hrs	4Q/09	1Q/10	2Q/10	3Q/10	4Q/10	1Q/11	2Q/11	3Q/11
Unplanned power changes	0	1.0	0	0	1.0	0	1.0	0
Critical hours	1805.2	2159.0	2184.0	2111.5	2209.0	1508.6	2184.0	2208.0
Indicator value	0	0.9	0.9	0.8	1.6	0.9	1.7	1.7

Licensee Comments: none

Unplanned Scrams with Complications



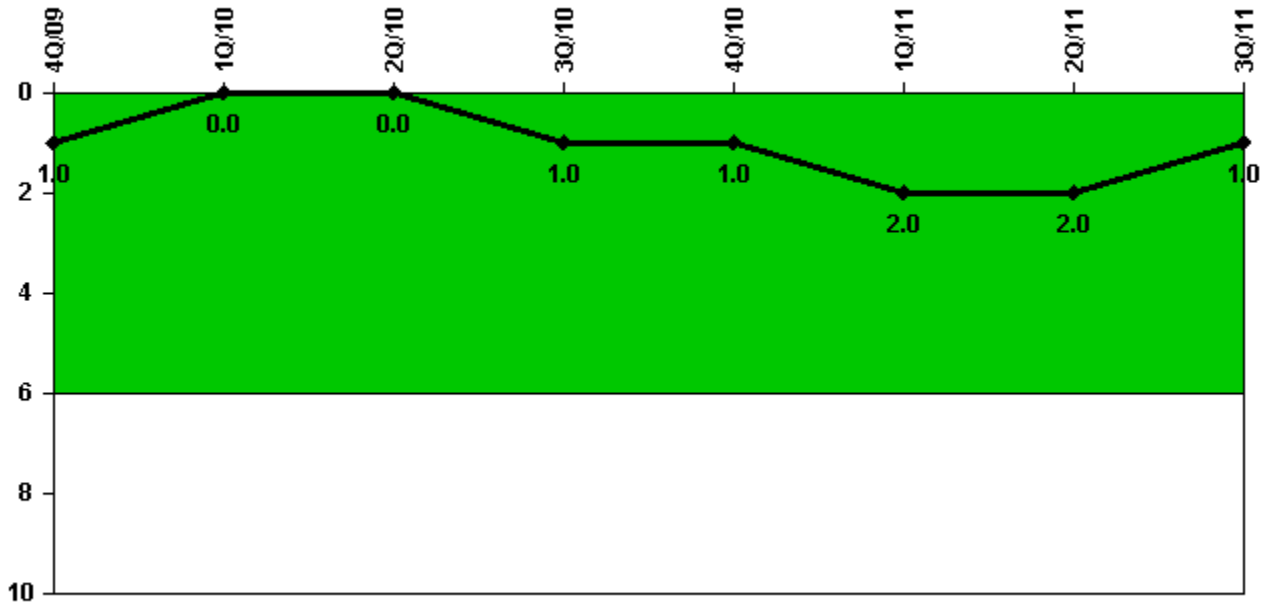
Thresholds: White > 1.0

Notes

Unplanned Scrams with Complications	4Q/09	1Q/10	2Q/10	3Q/10	4Q/10	1Q/11	2Q/11	3Q/11
Scrams with complications	0	0	0	0	0	0	0	0
Indicator value	0.0	0.0	0.0	0.0	0.0	0.0	0.0	0.0

Licensee Comments: none

Safety System Functional Failures (BWR)



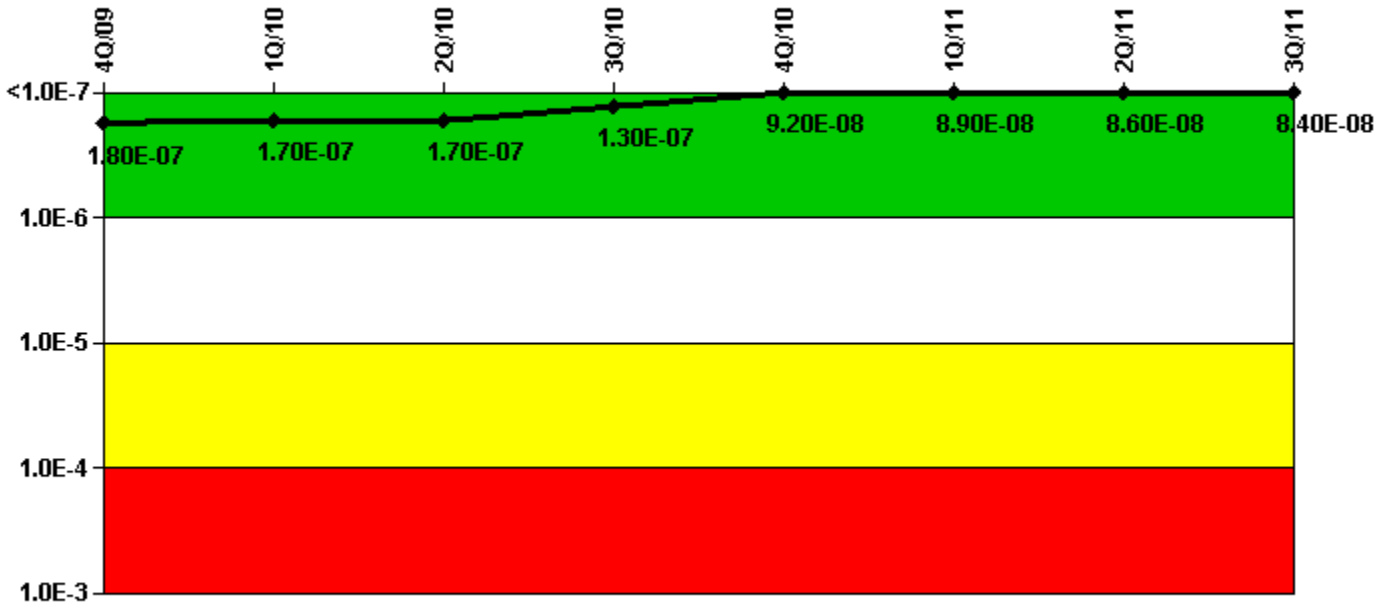
Thresholds: White > 6.0

Notes

Safety System Functional Failures (BWR)	4Q/09	1Q/10	2Q/10	3Q/10	4Q/10	1Q/11	2Q/11	3Q/11
Safety System Functional Failures	0	0	0	1	0	1	0	0
Indicator value	1	0	0	1	1	2	2	1

Licensee Comments: none

Mitigating Systems Performance Index, Emergency AC Power System




Thresholds: White > 1.00E-6 Yellow > 1.00E-5 Red > 1.00E-4

Notes

Mitigating Systems Performance Index, Emergency AC Power System	4Q/09	1Q/10	2Q/10	3Q/10	4Q/10	1Q/11	2Q/11	3Q/11
UAI (Δ CDF)	3.82E-08	1.12E-08	1.10E-08	8.95E-09	2.43E-08	2.31E-08	1.85E-08	1.59E-08
URI (Δ CDF)	1.47E-07	1.57E-07	1.57E-07	1.22E-07	6.74E-08	6.63E-08	6.71E-08	6.78E-08
PLE	NO	NO	NO	NO	NO	NO	NO	NO
Indicator value	1.80E-07	1.70E-07	1.70E-07	1.30E-07	9.20E-08	8.90E-08	8.60E-08	8.40E-08

Licensee Comments: none

Mitigating Systems Performance Index, High Pressure Injection System



Thresholds: White > 1.00E-6 Yellow > 1.00E-5 Red > 1.00E-4

Notes

Mitigating Systems Performance Index, High Pressure Injection System	4Q/09	1Q/10	2Q/10	3Q/10	4Q/10	1Q/11	2Q/11	3Q/11
UAI (Δ CDF)	1.40E-09	2.40E-09	2.28E-09	2.28E-09	1.01E-08	9.64E-09	9.64E-09	9.37E-09
URI (Δ CDF)	-2.72E-08	-2.95E-08	-2.96E-08	-2.94E-08	2.47E-08	2.41E-08	2.82E-08	2.77E-08
PLE	NO	NO	NO	NO	NO	NO	NO	NO
Indicator value	-2.60E-08	-2.70E-08	-2.70E-08	-2.70E-08	3.50E-08	3.40E-08	3.80E-08	3.70E-08

Licensee Comments:

2Q/11: Changed PRA Parameter(s).

1Q/11: Changed PRA Parameter(s).

4Q/10: Changed PRA Parameter(s).

3Q/10: Changed PRA Parameter(s).

2Q/10: Changed PRA Parameter(s).

1Q/10: Changed PRA Parameter(s).

4Q/09: Changed PRA Parameter(s).

3Q/09: Changed PRA Parameter(s).


2Q/09: Changed PRA Parameter(s).

1Q/09: Changed PRA Parameter(s).

4Q/08: Changed PRA Parameter(s).

- 3Q/08: Changed PRA Parameter(s).
- 2Q/08: Changed PRA Parameter(s).
- 1Q/08: Changed PRA Parameter(s).
- 4Q/07: Changed PRA Parameter(s).
- 3Q/07: Changed PRA Parameter(s).
- 2Q/07: Changed PRA Parameter(s).
- 1Q/07: Changed PRA Parameter(s).
- 4Q/06: Changed PRA Parameter(s).
- 3Q/06: Changed PRA Parameter(s).
- 2Q/06: Changed PRA Parameter(s).

Mitigating Systems Performance Index, Heat Removal System



Thresholds: White > 1.00E-6 Yellow > 1.00E-5 Red > 1.00E-4


Notes

Mitigating Systems Performance Index, Heat Removal System	4Q/09	1Q/10	2Q/10	3Q/10	4Q/10	1Q/11	2Q/11	3Q/11
UAI (ΔCDF)	-2.10E-08	-2.15E-08	-2.16E-08	-2.16E-08	-1.35E-08	-1.39E-08	-1.32E-08	-1.09E-08
URI (ΔCDF)	-6.40E-08	-6.30E-08	-6.73E-08	-6.69E-08	1.07E-07	9.53E-08	9.17E-08	8.81E-08
PLE	NO	NO	NO	NO	NO	NO	NO	NO
	-8.50E-	-8.40E-	-8.90E-	-8.90E-	9.40E-	8.10E-	7.80E-	7.70E-

Indicator value	08	08	08	08	08	08	08	08
-----------------	----	----	----	----	----	----	----	----

Licensee Comments: none

Mitigating Systems Performance Index, Residual Heat Removal System



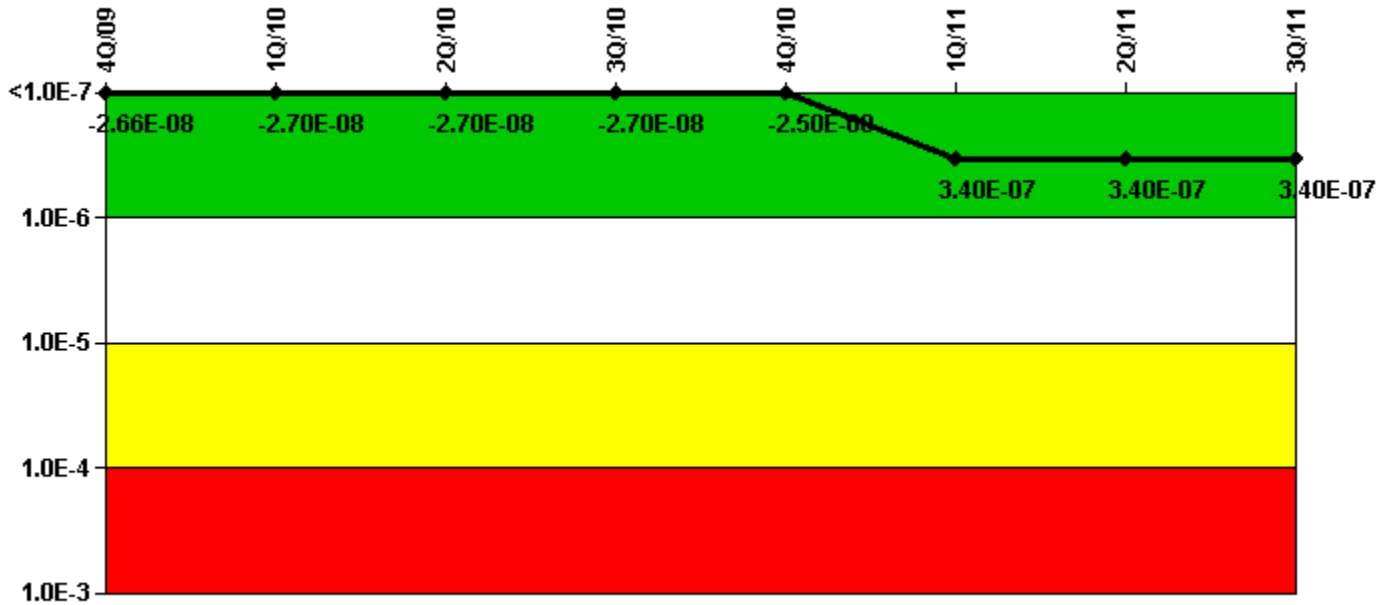
Thresholds: White > 1.00E-6 Yellow > 1.00E-5 Red > 1.00E-4

Notes

Mitigating Systems Performance Index, Residual Heat Removal System	4Q/09	1Q/10	2Q/10	3Q/10	4Q/10	1Q/11	2Q/11	3Q/11
UAI (Δ CDF)	-7.80E-09	-2.22E-08	-2.25E-08	-2.25E-08	-3.47E-08	-3.47E-08	-3.47E-08	-3.47E-08
URI (Δ CDF)	-7.90E-08	-7.99E-08	-7.84E-08	-7.74E-08	-7.69E-08	-7.57E-08	-7.50E-08	-7.37E-08
PLE	NO	NO	NO	NO	NO	NO	NO	NO
Indicator value	-8.68E-08	-1.00E-07	-1.00E-07	-1.00E-07	-1.10E-07	-1.10E-07	-1.10E-07	-1.10E-07

Licensee Comments: none

Mitigating Systems Performance Index, Cooling Water Systems



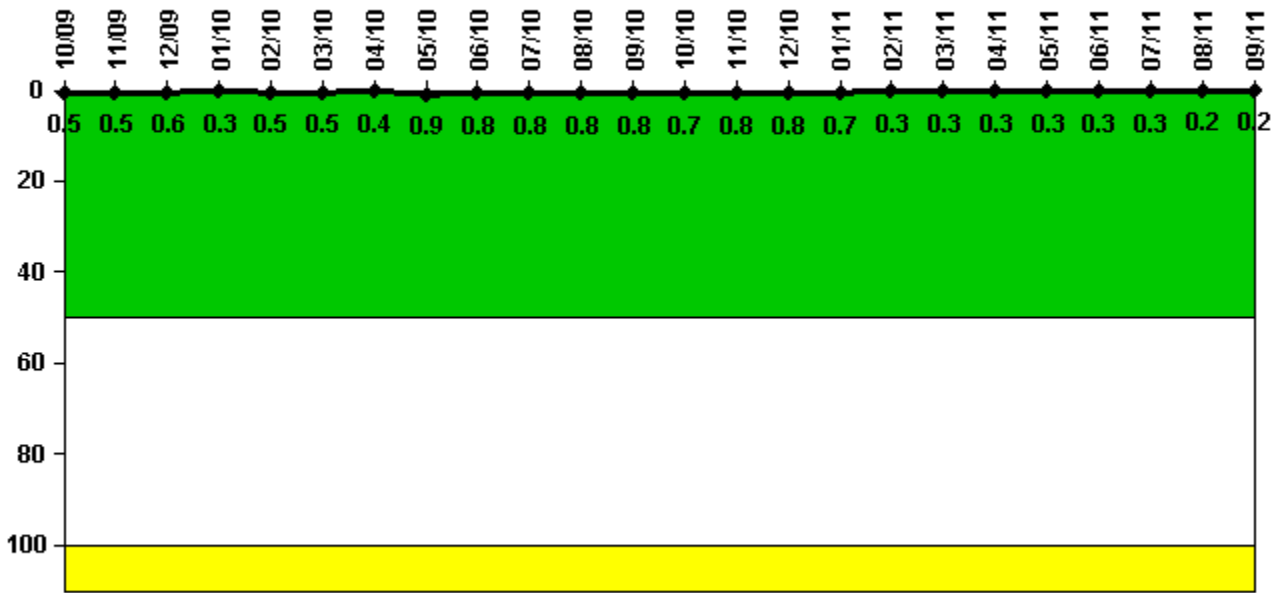
Thresholds: White > 1.00E-6 Yellow > 1.00E-5 Red > 1.00E-4

Notes

Mitigating Systems Performance Index, Cooling Water Systems	4Q/09	1Q/10	2Q/10	3Q/10	4Q/10	1Q/11	2Q/11	3Q/11
UAI (Δ CDF)	-2.60E-09	-2.64E-09	-2.64E-09	-2.64E-09	-2.64E-09	-2.64E-09	-2.64E-09	-2.64E-09
URI (Δ CDF)	-2.40E-08	-2.43E-08	-2.43E-08	-2.43E-08	-2.26E-08	3.41E-07	3.41E-07	3.41E-07
PLE	NO	NO	NO	NO	NO	NO	NO	NO
Indicator value	-2.66E-08	-2.70E-08	-2.70E-08	-2.70E-08	-2.50E-08	3.40E-07	3.40E-07	3.40E-07

Licensee Comments: none

Reactor Coolant System Activity



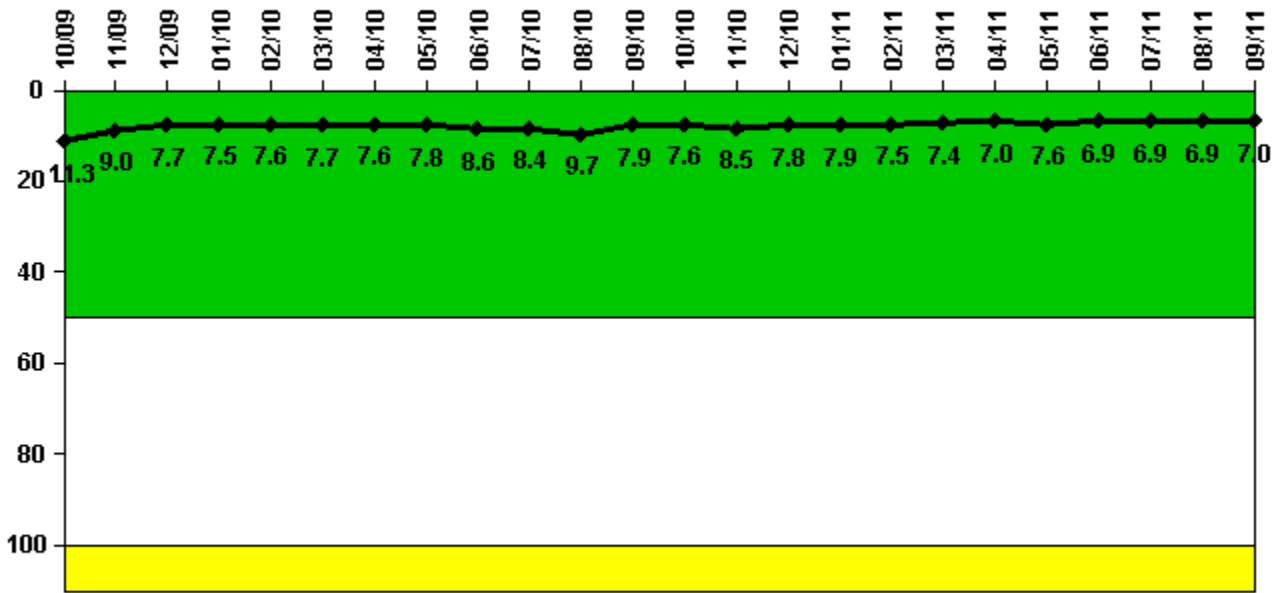
Thresholds: White > 50.0 Yellow > 100.0

Notes

Reactor Coolant System Activity	10/09	11/09	12/09	1/10	2/10	3/10	4/10	5/10	6/10	7/10	8/10	9/10
Maximum activity	0.001090	0.001040	0.001160	0.000696	0.001080	0.000994	0.000866	0.001880	0.001670	0.001640	0.001670	0.001540
Technical specification limit	0.2	0.2	0.2	0.2	0.2	0.2	0.2	0.2	0.2	0.2	0.2	0.2
Indicator value	0.5	0.5	0.6	0.3	0.5	0.5	0.4	0.9	0.8	0.8	0.8	0.8
Reactor Coolant System Activity	10/10	11/10	12/10	1/11	2/11	3/11	4/11	5/11	6/11	7/11	8/11	9/11
Maximum activity	0.001380	0.001520	0.001530	0.001400	0.000626	0.000658	0.000583	0.000604	0.000572	0.000659	0.000491	0.000497
Technical specification limit	0.2	0.2	0.2	0.2	0.2	0.2	0.2	0.2	0.2	0.2	0.2	0.2
Indicator value	0.7	0.8	0.8	0.7	0.3	0.3	0.3	0.3	0.3	0.3	0.2	0.2

Licensee Comments: none

Reactor Coolant System Leakage



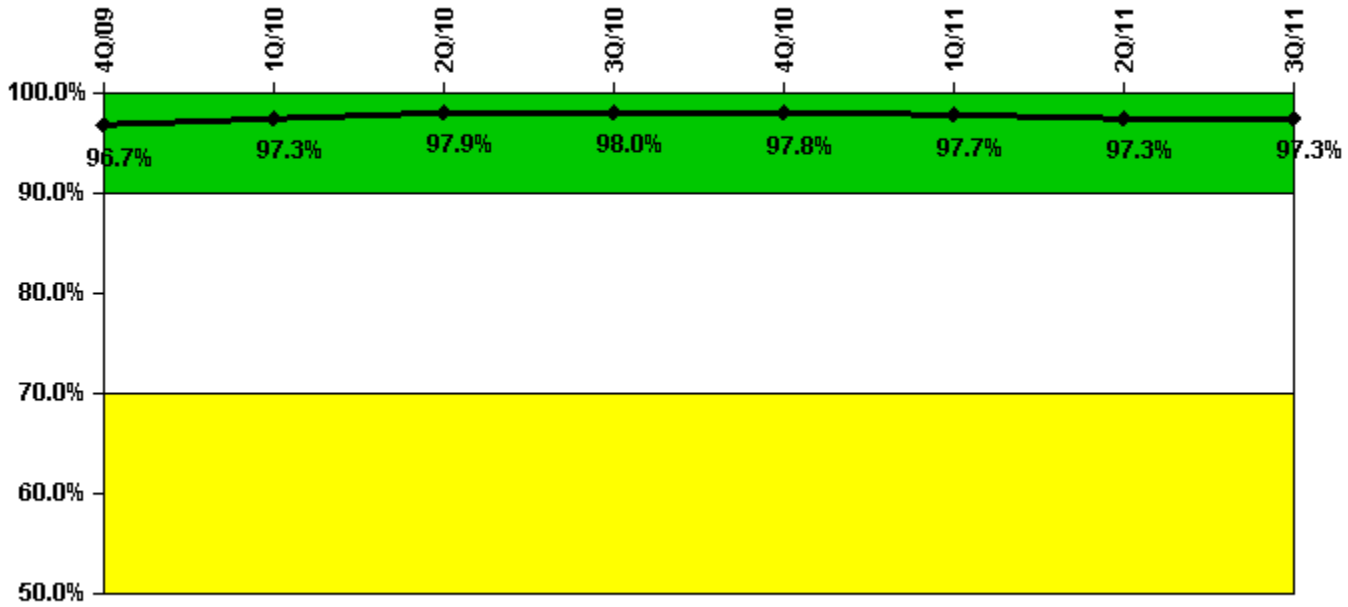
Thresholds: White > 50.0 Yellow > 100.0

Notes

Reactor Coolant System Leakage	10/09	11/09	12/09	1/10	2/10	3/10	4/10	5/10	6/10	7/10	8/10	9/10
Maximum leakage	3.390	2.700	2.300	2.260	2.270	2.320	2.290	2.330	2.590	2.510	2.920	2.360
Technical specification limit	30.0	30.0	30.0	30.0	30.0	30.0	30.0	30.0	30.0	30.0	30.0	30.0
Indicator value	11.3	9.0	7.7	7.5	7.6	7.7	7.6	7.8	8.6	8.4	9.7	7.9
Reactor Coolant System Leakage	10/10	11/10	12/10	1/11	2/11	3/11	4/11	5/11	6/11	7/11	8/11	9/11
Maximum leakage	2.270	2.540	2.330	2.370	2.250	2.210	2.100	2.290	2.080	2.080	2.080	2.110
Technical specification limit	30.0	30.0	30.0	30.0	30.0	30.0	30.0	30.0	30.0	30.0	30.0	30.0
Indicator value	7.6	8.5	7.8	7.9	7.5	7.4	7.0	7.6	6.9	6.9	6.9	7.0

Licensee Comments: none

Drill/Exercise Performance



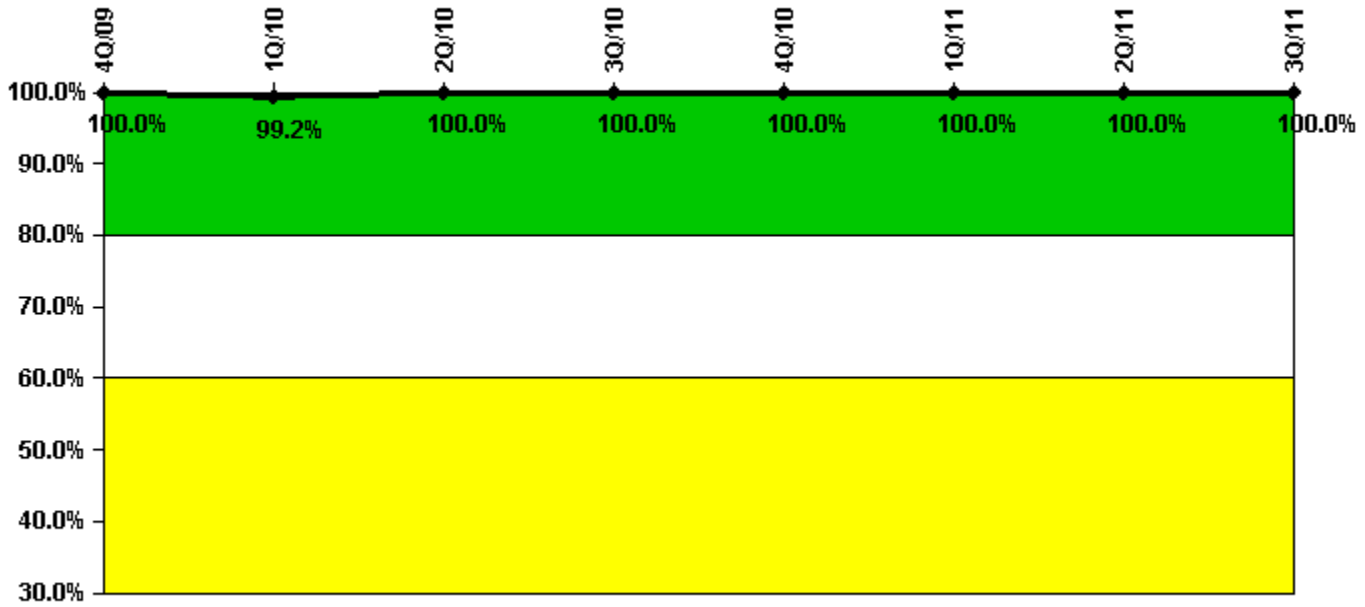
Thresholds: White < 90.0% Yellow < 70.0%

Notes

Drill/Exercise Performance	4Q/09	1Q/10	2Q/10	3Q/10	4Q/10	1Q/11	2Q/11	3Q/11
Successful opportunities	0	28.0	54.0	43.0	10.0	24.0	33.0	98.0
Total opportunities	0	30.0	56.0	43.0	10.0	24.0	34.0	101.0
Indicator value	96.7%	97.3%	97.9%	98.0%	97.8%	97.7%	97.3%	97.3%

License Comments: none

ERO Drill Participation



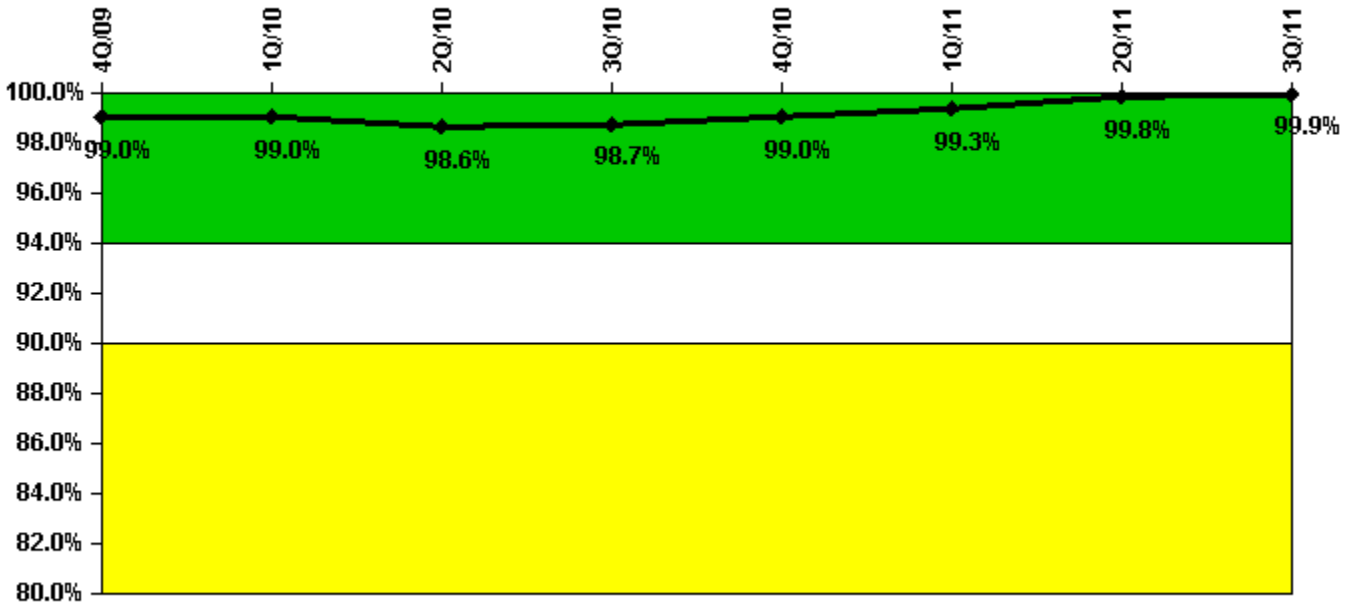
Thresholds: White < 80.0% Yellow < 60.0%

Notes

ERO Drill Participation	4Q/09	1Q/10	2Q/10	3Q/10	4Q/10	1Q/11	2Q/11	3Q/11
Participating Key personnel	128.0	126.0	128.0	132.0	95.0	96.0	95.0	97.0
Total Key personnel	128.0	127.0	128.0	132.0	95.0	96.0	95.0	97.0
Indicator value	100.0%	99.2%	100.0%	100.0%	100.0%	100.0%	100.0%	100.0%

Licensee Comments: none

Alert & Notification System



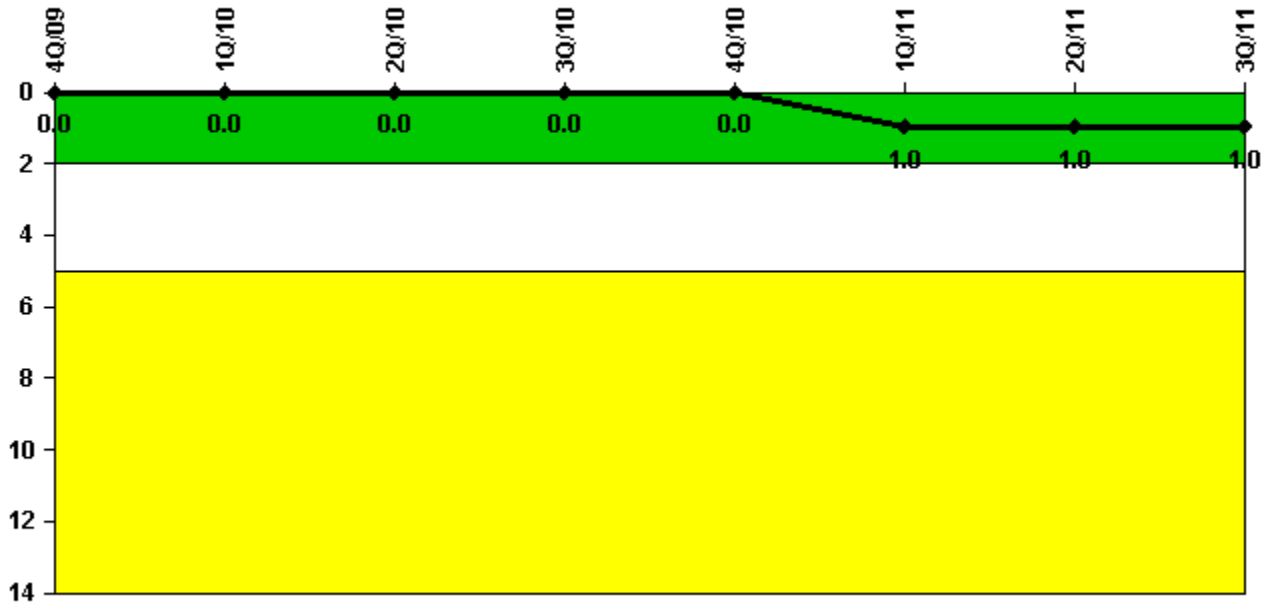
Thresholds: White < 94.0% Yellow < 90.0%

Notes

Alert & Notification System	4Q/09	1Q/10	2Q/10	3Q/10	4Q/10	1Q/11	2Q/11	3Q/11
Successful siren-tests	1011	1100	1184	1201	1209	1207	1207	1207
Total sirens-tests	1023	1116	1209	1209	1209	1209	1209	1209
Indicator value	99.0%	99.0%	98.6%	98.7%	99.0%	99.3%	99.8%	99.9%

Licensee Comments: none

Occupational Exposure Control Effectiveness



Thresholds: White > 2.0 Yellow > 5.0

Notes

Occupational Exposure Control Effectiveness	4Q/09	1Q/10	2Q/10	3Q/10	4Q/10	1Q/11	2Q/11	3Q/11
High radiation area occurrences	0	0	0	0	0	1	0	0
Very high radiation area occurrences	0	0	0	0	0	0	0	0
Unintended exposure occurrences	0	0	0	0	0	0	0	0
Indicator value	0	0	0	0	0	1	1	1

Licensee Comments: none

RETS/ODCM Radiological Effluent



Thresholds: White > 1.0 Yellow > 3.0

Notes

RETS/ODCM Radiological Effluent	4Q/09	1Q/10	2Q/10	3Q/10	4Q/10	1Q/11	2Q/11	3Q/11
RETS/ODCM occurrences	0	0	0	0	0	0	0	0
Indicator value	0	0	0	0	0	0	0	0

Licensee Comments: none

[Security](#) information not publicly available.