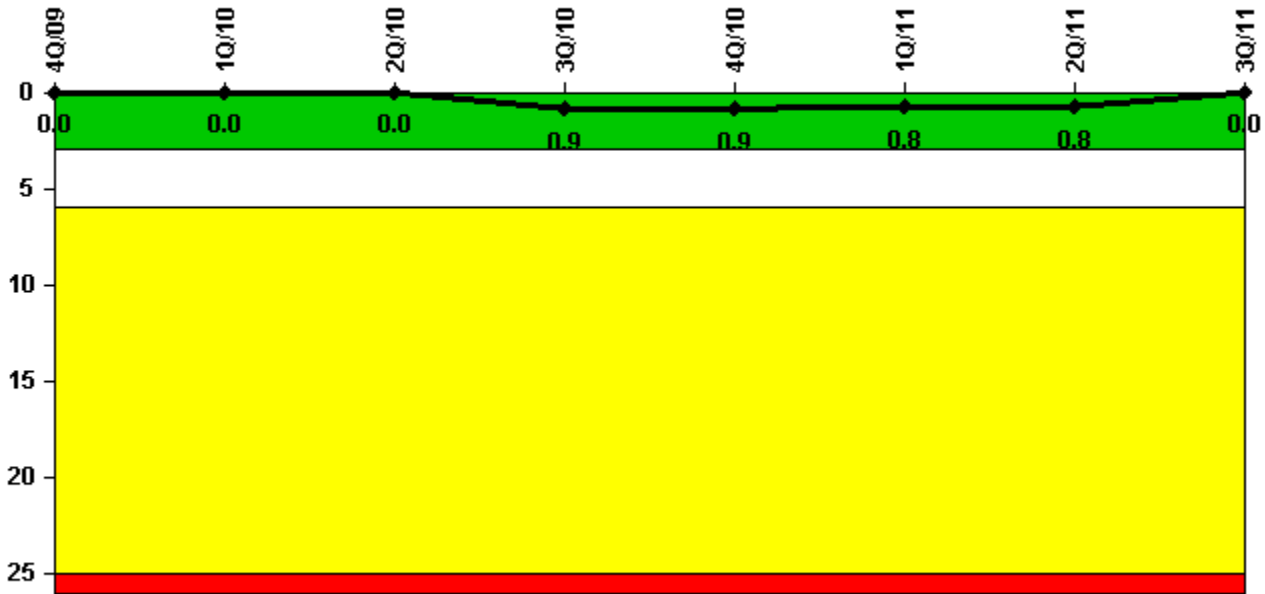


# Point Beach 1

## 3Q/2011 Performance Indicators

Licensee's General Comments: none

### Unplanned Scrams per 7000 Critical Hrs



Thresholds: White > 3.0 Yellow > 6.0 Red > 25.0

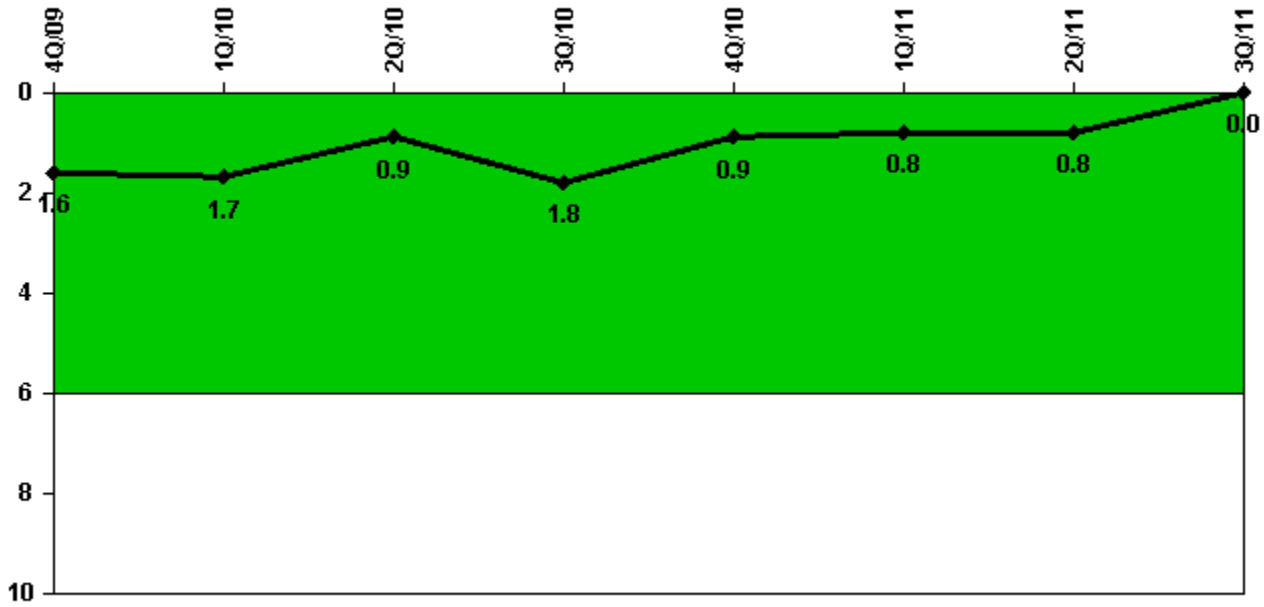
### Notes

Unplanned Scrams per 7000 Critical Hrs	4Q/09	1Q/10	2Q/10	3Q/10	4Q/10	1Q/11	2Q/11	3Q/11
Unplanned scrams	0	0	0	1.0	0	0	0	0
Critical hours	2209.0	1416.6	2120.0	2170.0	2209.0	2159.0	2184.0	2208.0
Indicator value	0	0	0	0.9	0.9	0.8	0.8	0

Licensee Comments: none

---

## Unplanned Power Changes per 7000 Critical Hrs



Thresholds: White > 6.0

### Notes

Unplanned Power Changes per 7000 Critical Hrs	4Q/09	1Q/10	2Q/10	3Q/10	4Q/10	1Q/11	2Q/11	3Q/11
Unplanned power changes	1.0	0	0	1.0	0	0	0	0
Critical hours	2209.0	1416.6	2120.0	2170.0	2209.0	2159.0	2184.0	2208.0
Indicator value	1.6	1.7	0.9	1.8	0.9	0.8	0.8	0

Licensee Comments: none

# Unplanned Scrams with Complications



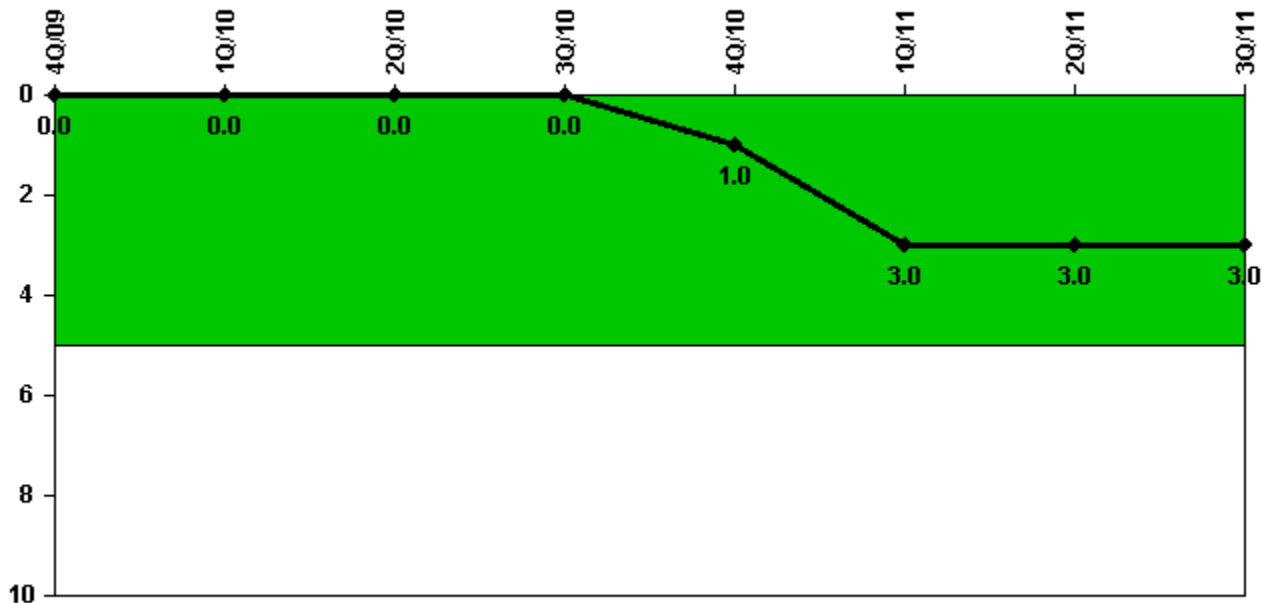
Thresholds: White > 1.0

## Notes

Unplanned Scrams with Complications	4Q/09	1Q/10	2Q/10	3Q/10	4Q/10	1Q/11	2Q/11	3Q/11
Scrams with complications	0	0	0	0	0	0	0	0
Indicator value	0.0	0.0	0.0	0.0	0.0	0.0	0.0	0.0

Licensee Comments: none

## Safety System Functional Failures (PWR)



Thresholds: White > 5.0

### Notes

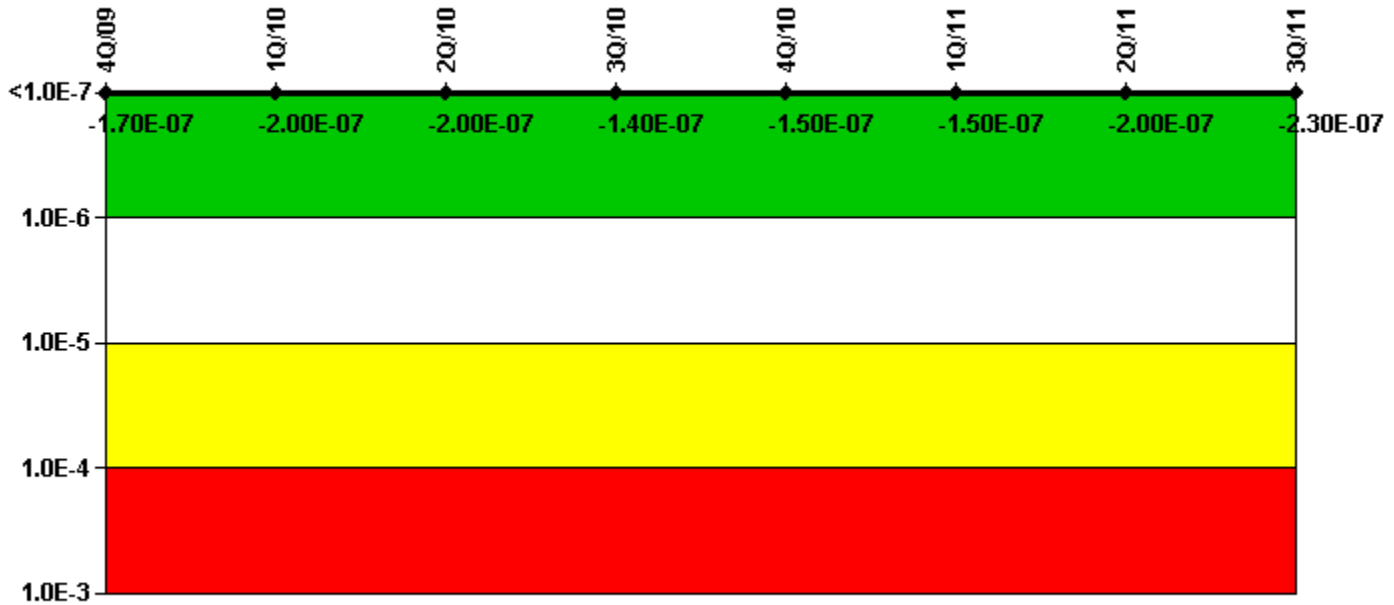
Safety System Functional Failures (PWR)	4Q/09	1Q/10	2Q/10	3Q/10	4Q/10	1Q/11	2Q/11	3Q/11
Safety System Functional Failures	0	0	0	0	1	2	0	0
Indicator value	0	0	0	0	1	3	3	3

Licensee Comments:

1Q/11: LER 05000266 2010-004-00, Improper Controls for Breach HELB Barrier LER 05000266 2010-005-00, Inappropriate Controls for HELB Barrier Program

4Q/10: LER 05000266 2010-003-00, Potential for Residual Heat Removal Trains to be Inoperable During Mode Change

# Mitigating Systems Performance Index, Emergency AC Power System



Thresholds: White > 1.00E-6 Yellow > 1.00E-5 Red > 1.00E-4


## Notes

Mitigating Systems Performance Index, Emergency AC Power System	4Q/09	1Q/10	2Q/10	3Q/10	4Q/10	1Q/11	2Q/11	3Q/11
UAI ( $\Delta$ CDF)	2.00E-08	-1.04E-08	-1.30E-08	4.73E-08	4.01E-08	3.01E-08	3.02E-08	7.10E-08
URI ( $\Delta$ CDF)	-1.90E-07	-1.88E-07	-1.88E-07	-1.88E-07	-1.88E-07	-1.82E-07	-2.25E-07	-3.05E-07
PLE	NO	NO	NO	NO	NO	NO	NO	NO
Indicator value	-1.70E-07	-2.00E-07	-2.00E-07	-1.40E-07	-1.50E-07	-1.50E-07	-2.00E-07	-2.30E-07

Licensee Comments:

3Q/11: The new motor driven Auxiliary Feedwater pumps were placed in service on June 3, 2011. This change and power uprate modifications on Unit 2 are reflected in PRA model 4.03 implemented June 3, 2011.

# Mitigating Systems Performance Index, High Pressure Injection System



Thresholds: White > 1.00E-6 Yellow > 1.00E-5 Red > 1.00E-4

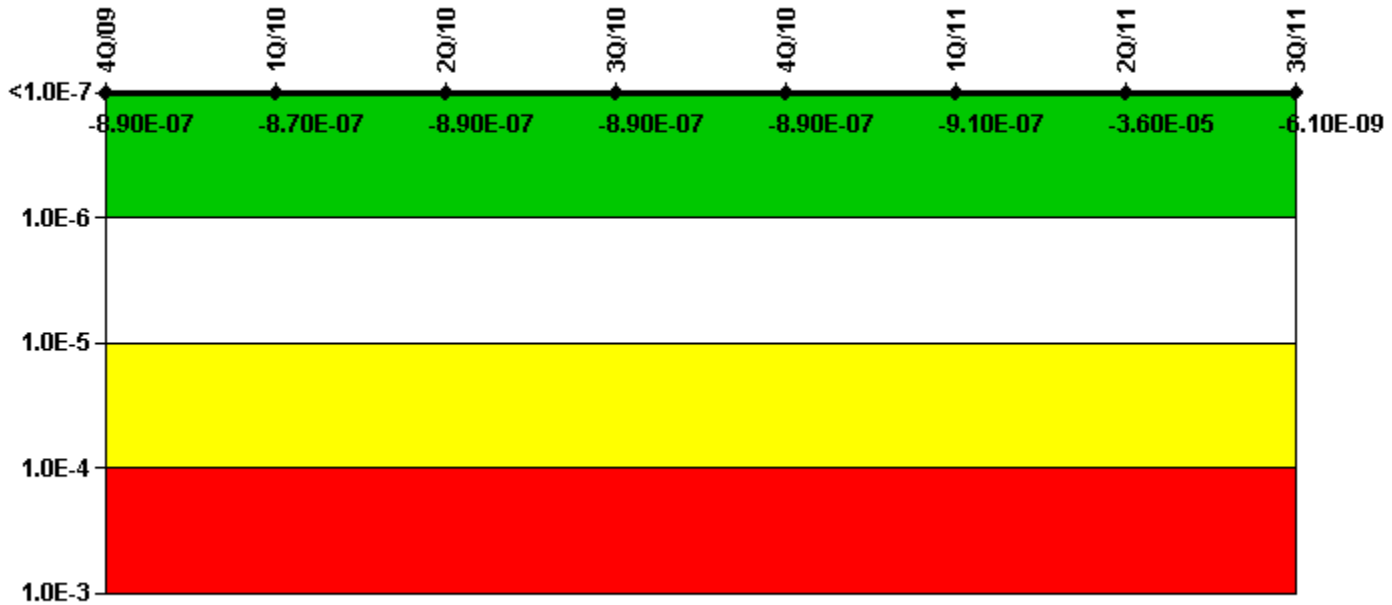
## Notes

Mitigating Systems Performance Index, High Pressure Injection System	4Q/09	1Q/10	2Q/10	3Q/10	4Q/10	1Q/11	2Q/11	3Q/11
UAI ( $\Delta$ CDF)	-9.90E-09	-9.74E-09	-9.96E-09	-9.95E-09	-9.95E-09	-1.46E-08	-1.46E-08	-8.25E-09
URI ( $\Delta$ CDF)	-1.60E-08	-1.61E-08	-1.61E-08	-1.61E-08	-1.61E-08	-1.61E-08	-1.61E-08	-9.89E-09
PLE	NO	NO	NO	NO	NO	NO	NO	NO
Indicator value	-2.59E-08	-2.60E-08	-2.60E-08	-2.60E-08	-2.60E-08	-3.10E-08	-3.10E-08	-1.80E-08

Licensee Comments:

3Q/11: The new motor driven Auxiliary Feedwater pumps were placed in service on June 3, 2011. This change and power uprate modifications on Unit 2 are reflected in PRA model 4.03 implemented June 3, 2011.

# Mitigating Systems Performance Index, Heat Removal System



Thresholds: White > 1.00E-6 Yellow > 1.00E-5 Red > 1.00E-4

## Notes

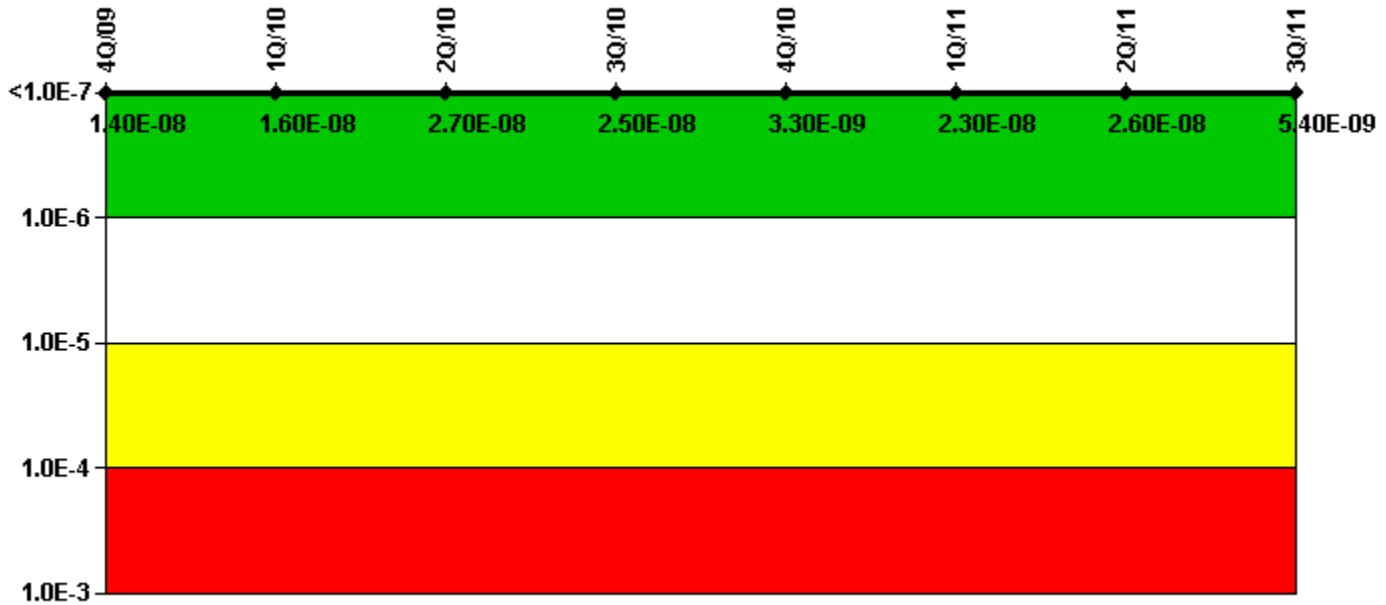
Mitigating Systems Performance Index, Heat Removal System	4Q/09	1Q/10	2Q/10	3Q/10	4Q/10	1Q/11	2Q/11	3Q/11
UAI ( $\Delta$ CDF)	-1.40E-07	-1.16E-07	-1.42E-07	-1.42E-07	-1.42E-07	-1.63E-07	-3.49E-05	-1.06E-09
URI ( $\Delta$ CDF)	-7.50E-07	-7.50E-07	-7.50E-07	-7.50E-07	-7.50E-07	-7.50E-07	-7.45E-07	-5.01E-09
PLE	NO	NO	NO	NO	NO	NO	NO	NO
Indicator value	-8.90E-07	-8.70E-07	-8.90E-07	-8.90E-07	-8.90E-07	-9.10E-07	-3.60E-05	-6.10E-09

## Licensee Comments:

3Q/11: Changed PRA Parameter(s). The new motor driven Auxiliary Feedwater pumps were placed in service on June 3, 2011. This change and power uprate modifications on Unit 2 are reflected in PRA model 4.03 implemented June 3, 2011. Auxiliary feedwater pumps 0P-38A and 0P-38B were replaced in Tech Spec with 1P-53 and 2P-53 which changed the monitored trains for MSPI Heat Removal System. The baseline values for unavailability for the new pumps are calculated as described in FAQ 11-05.

2Q/11: Data reported for this system is characterized as "Insufficient Data to Calculate PI" per FAQ 479. The basis for this is that a modification to change the trains relied on in Tech Specs and therefore used for MSPI reporting was installed during the quarter. CDE is not capable of processing a "data split" within the same quarter and does not allow mid-quarter PRA model changes. An MSPI result for MS08, Heat Removal Systems, reflecting 2Q2011 AF system unavailability and reliability would not be representative of the new system nor provide meaningful results.

# Mitigating Systems Performance Index, Residual Heat Removal System



Thresholds: White > 1.00E-6 Yellow > 1.00E-5 Red > 1.00E-4

## Notes

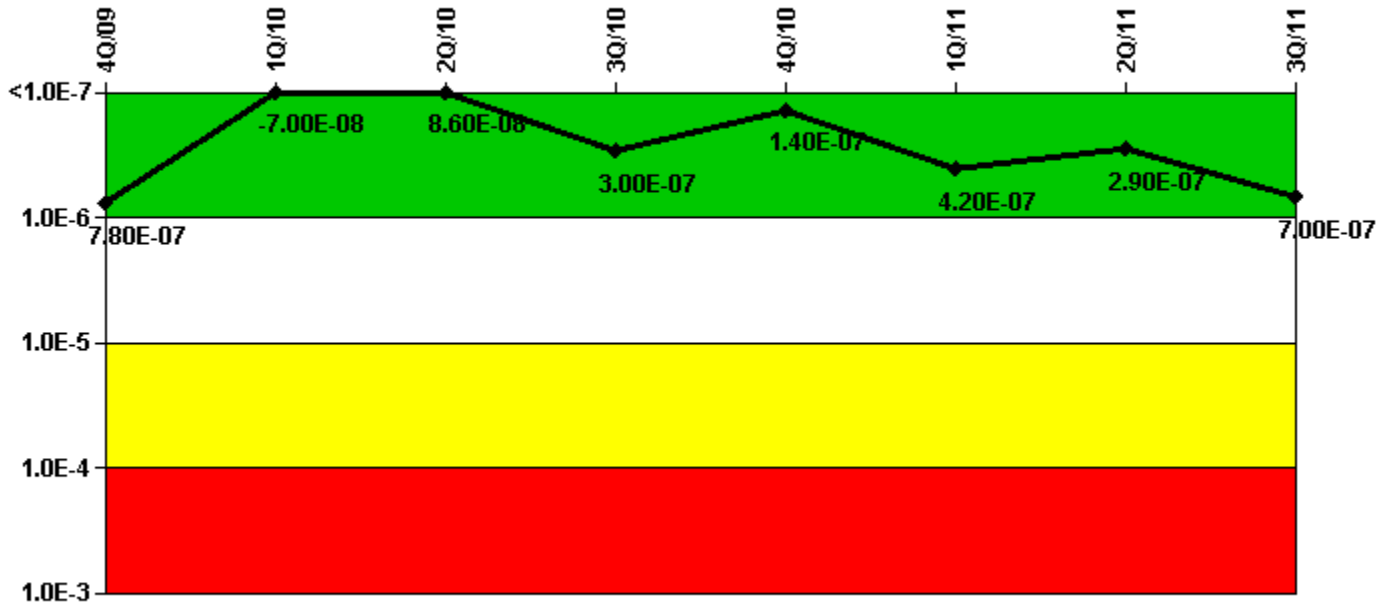
Mitigating Systems Performance Index, Residual Heat Removal System	4Q/09	1Q/10	2Q/10	3Q/10	4Q/10	1Q/11	2Q/11	3Q/11
UAI ( $\Delta$ CDF)	5.00E-08	5.18E-08	6.30E-08	6.17E-08	3.95E-08	5.93E-08	6.24E-08	2.78E-08
URI ( $\Delta$ CDF)	-3.60E-08	-3.62E-08	-3.62E-08	-3.62E-08	-3.62E-08	-3.62E-08	-3.62E-08	-2.24E-08
PLE	NO	NO	NO	NO	NO	NO	NO	NO
Indicator value	1.40E-08	1.60E-08	2.70E-08	2.50E-08	3.30E-09	2.30E-08	2.60E-08	5.40E-09

Licensee Comments:

3Q/11: The new motor driven Auxiliary Feedwater pumps were placed in service on June 3, 2011. This change and power uprate modifications on Unit 2 are reflected in PRA model 4.03 implemented June 3, 2011.



# Mitigating Systems Performance Index, Cooling Water Systems



Thresholds: White > 1.00E-6 Yellow > 1.00E-5 Red > 1.00E-4


## Notes

Mitigating Systems Performance Index, Cooling Water Systems	4Q/09	1Q/10	2Q/10	3Q/10	4Q/10	1Q/11	2Q/11	3Q/11
UAI ( $\Delta$ CDF)	1.30E-06	1.45E-06	1.61E-06	1.82E-06	1.66E-06	1.94E-06	1.81E-06	6.26E-07
URI ( $\Delta$ CDF)	-5.20E-07	-1.52E-06	-1.52E-06	-1.52E-06	-1.52E-06	-1.52E-06	-1.52E-06	7.71E-08
PLE	NO	NO	NO	NO	NO	NO	NO	NO
Indicator value	7.80E-07	-7.00E-08	8.60E-08	3.00E-07	1.40E-07	4.20E-07	2.90E-07	7.00E-07

Licensee Comments:

3Q/11: The new motor driven Auxiliary Feedwater pumps were placed in service on June 3, 2011. This change and power uprate modifications on Unit 2 are reflected in PRA model 4.03 implemented June 3, 2011.

# Reactor Coolant System Activity



Thresholds: White > 50.0 Yellow > 100.0

## Notes

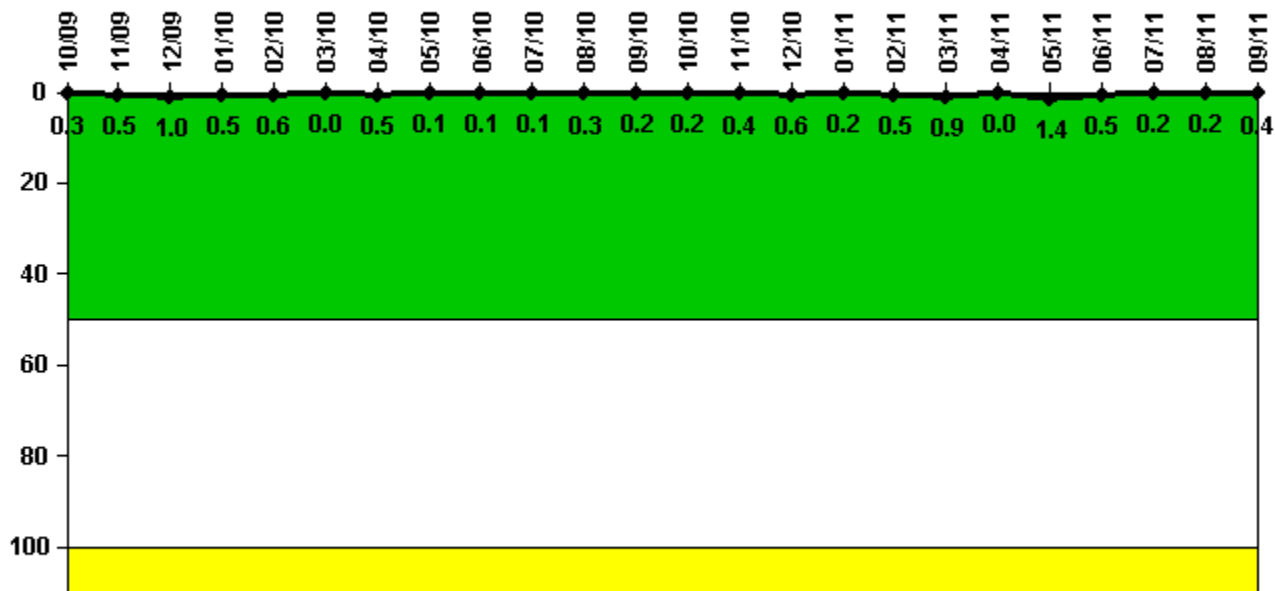
Reactor Coolant System Activity	10/09	11/09	12/09	1/10	2/10	3/10	4/10	5/10	6/10	7/10	8/10	9/10
Maximum activity	0.001010	0.001020	0.001090	0.001230	0.001150	N/A	0.000559	0.000591	0.000619	0.000667	0.000684	0.000672
Technical specification limit	0.8	0.8	0.8	0.8	0.8	0.8	0.8	0.8	0.8	0.8	0.8	0.8
Indicator value	0.1	0.1	0.1	0.2	0.1	N/A	0.1	0.1	0.1	0.1	0.1	0.1

Reactor Coolant System Activity	10/10	11/10	12/10	1/11	2/11	3/11	4/11	5/11	6/11	7/11	8/11	9/11
Maximum activity	0.000707	0.000761	0.000770	0.000788	0.000830	0.000820	0.000823	0.000869	0.000995	0.000923	0.000984	0.000986
Technical specification limit	0.8	0.8	0.8	0.8	0.8	0.8	0.8	0.8	0.8	0.8	0.8	0.8
Indicator value	0.1	0.1	0.1	0.1	0.1	0.1	0.1	0.1	0.1	0.1	0.1	0.1

Licensee Comments: none

## Reactor Coolant System Leakage



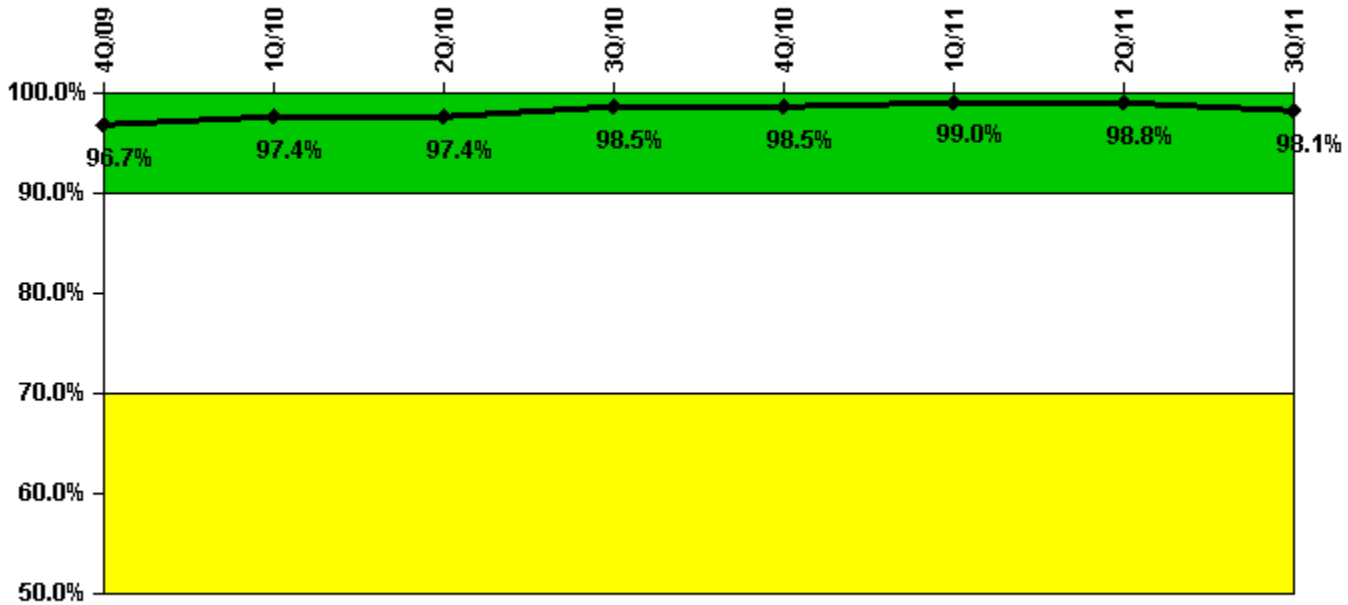
Thresholds: White > 50.0 Yellow > 100.0

### Notes

Reactor Coolant System Leakage	10/09	11/09	12/09	1/10	2/10	3/10	4/10	5/10	6/10	7/10	8/10	9/10
Maximum leakage	0.030	0.050	0.100	0.050	0.060	0	0.050	0.010	0.010	0.010	0.030	0.020
Technical specification limit	10.0	10.0	10.0	10.0	10.0	10.0	10.0	10.0	10.0	10.0	10.0	10.0
Indicator value	0.3	0.5	1.0	0.5	0.6	0	0.5	0.1	0.1	0.1	0.3	0.2
Reactor Coolant System Leakage	10/10	11/10	12/10	1/11	2/11	3/11	4/11	5/11	6/11	7/11	8/11	9/11
Maximum leakage	0.020	0.040	0.060	0.020	0.050	0.090	0	0.140	0.050	0.020	0.020	0.040
Technical specification limit	10.0	10.0	10.0	10.0	10.0	10.0	10.0	10.0	10.0	10.0	10.0	10.0
Indicator value	0.2	0.4	0.6	0.2	0.5	0.9	0	1.4	0.5	0.2	0.2	0.4

Licensee Comments: none

## Drill/Exercise Performance



Thresholds: White < 90.0% Yellow < 70.0%

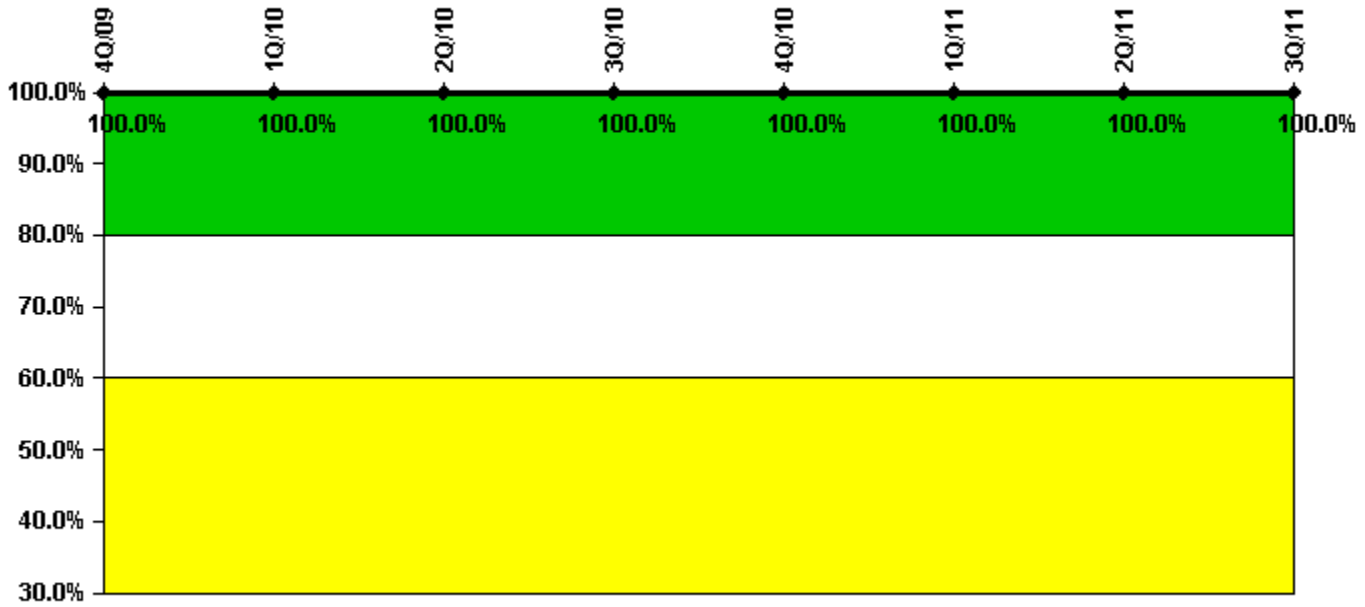
### Notes

Drill/Exercise Performance	4Q/09	1Q/10	2Q/10	3Q/10	4Q/10	1Q/11	2Q/11	3Q/11
Successful opportunities	2.0	31.0	30.0	30.0	11.0	10.0	10.0	33.0
Total opportunities	2.0	31.0	30.0	30.0	12.0	10.0	11.0	34.0
Indicator value	96.7%	97.4%	97.4%	98.5%	98.5%	99.0%	98.8%	98.1%

Licensee Comments:

2Q/11: June 2011 DEP updated and corrected based upon further evaluation of withdrawn DEP sessions. Reference CR01674070-06.

# ERO Drill Participation



Thresholds: White < 80.0% Yellow < 60.0%

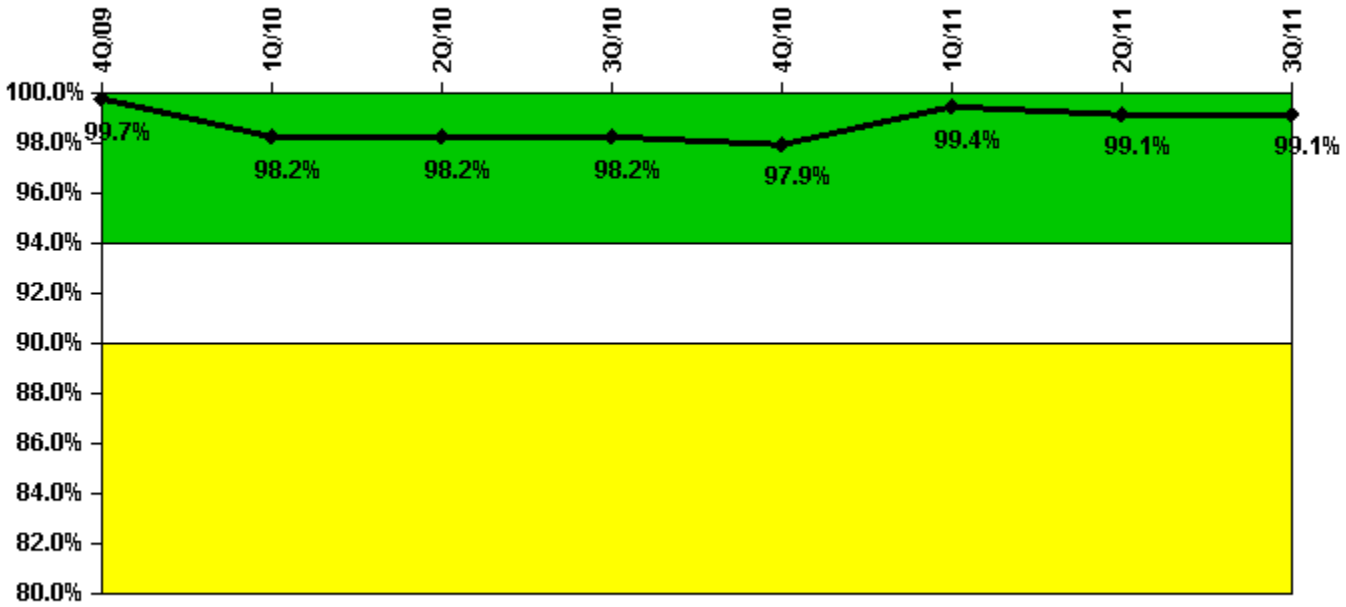
## Notes

ERO Drill Participation	4Q/09	1Q/10	2Q/10	3Q/10	4Q/10	1Q/11	2Q/11	3Q/11
Participating Key personnel	61.0	59.0	61.0	62.0	61.0	58.0	57.0	62.0
Total Key personnel	61.0	59.0	61.0	62.0	61.0	58.0	57.0	62.0
Indicator value	100.0%	100.0%	100.0%	100.0%	100.0%	100.0%	100.0%	100.0%

Licensee Comments: none

---

# Alert & Notification System



Thresholds: White < 94.0% Yellow < 90.0%

## Notes

Alert & Notification System	4Q/09	1Q/10	2Q/10	3Q/10	4Q/10	1Q/11	2Q/11	3Q/11
Successful siren-tests	84	78	84	84	83	83	83	98
Total sirens-tests	84	84	84	84	84	84	84	98
Indicator value	99.7%	98.2%	98.2%	98.2%	97.9%	99.4%	99.1%	99.1%

Licensee Comments: none

# Occupational Exposure Control Effectiveness



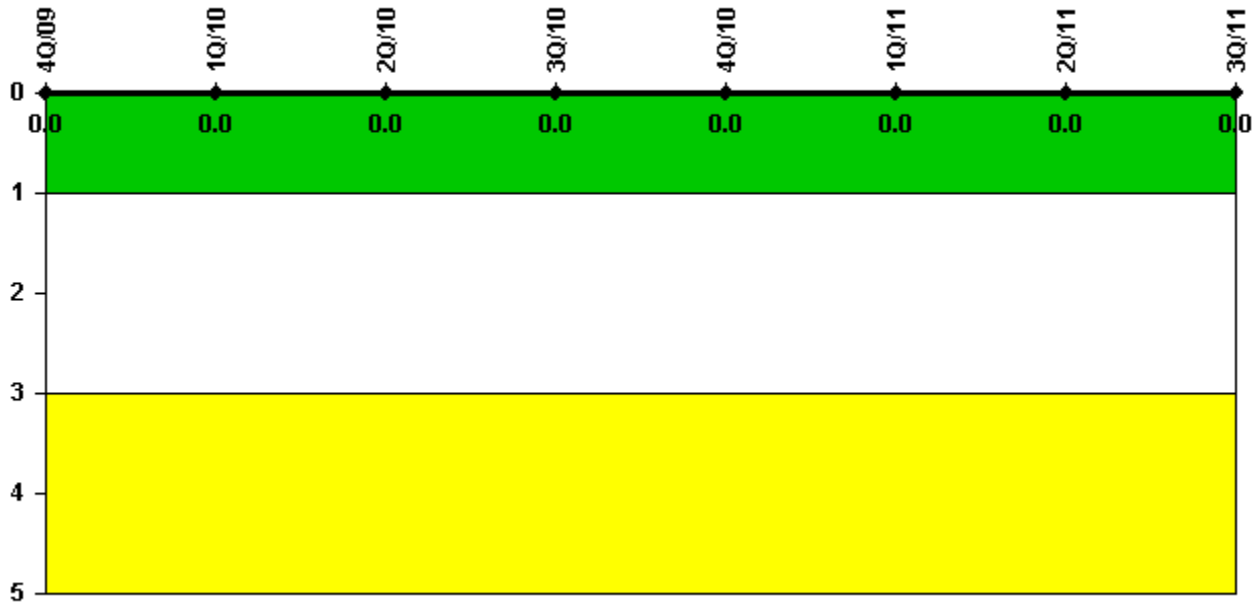
Thresholds: White > 2.0 Yellow > 5.0

## Notes

Occupational Exposure Control Effectiveness	4Q/09	1Q/10	2Q/10	3Q/10	4Q/10	1Q/11	2Q/11	3Q/11
High radiation area occurrences	0	0	0	0	0	0	0	0
Very high radiation area occurrences	0	0	0	0	0	0	0	0
Unintended exposure occurrences	0	0	0	0	0	0	0	0
<b>Indicator value</b>	<b>0</b>	<b>0</b>	<b>0</b>	<b>0</b>	<b>0</b>	<b>0</b>	<b>0</b>	<b>0</b>

Licensee Comments: none

# RETS/ODCM Radiological Effluent



Thresholds: White > 1.0 Yellow > 3.0

## Notes

RETS/ODCM Radiological Effluent	4Q/09	1Q/10	2Q/10	3Q/10	4Q/10	1Q/11	2Q/11	3Q/11
RETS/ODCM occurrences	0	0	0	0	0	0	0	0
Indicator value	0	0	0	0	0	0	0	0

Licensee Comments: none

[Security](#) information not publicly available.