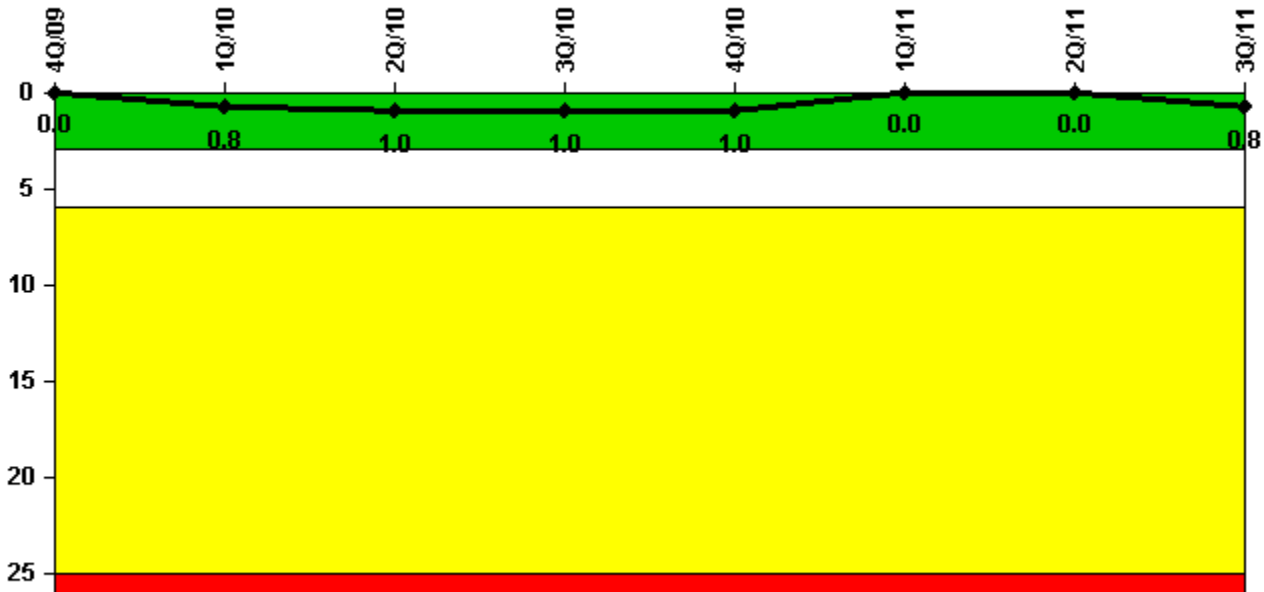


# Palo Verde 1

## 3Q/2011 Performance Indicators

Licensee's General Comments: none

### Unplanned Scrams per 7000 Critical Hrs



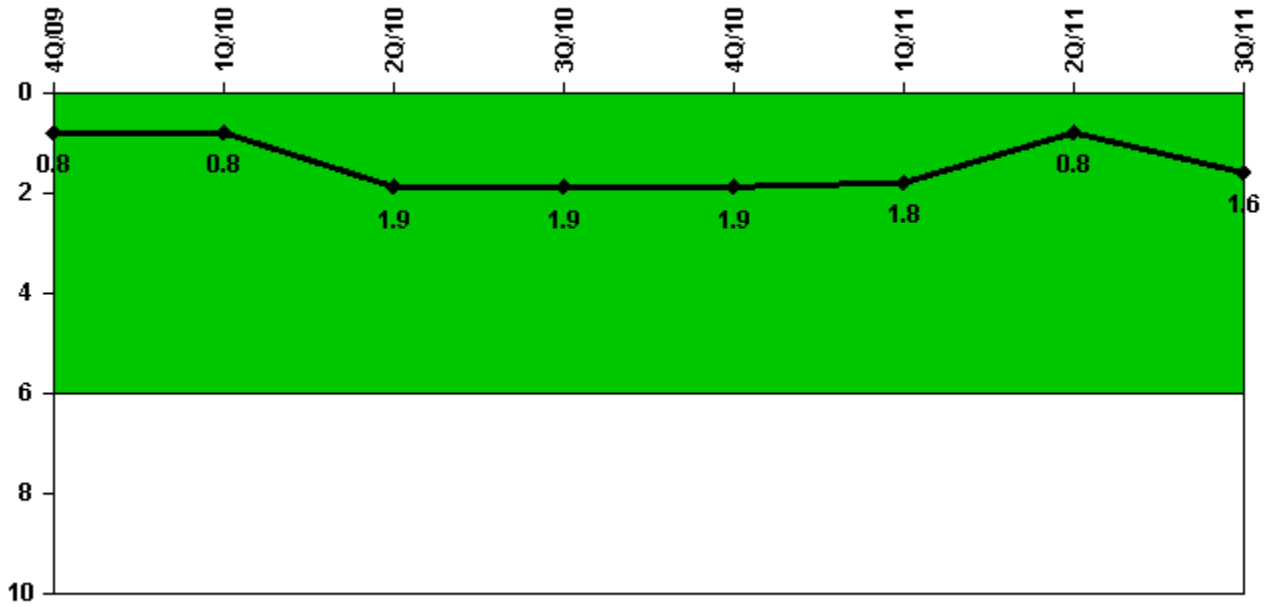
Thresholds: White > 3.0 Yellow > 6.0 Red > 25.0

### Notes

Unplanned Scrams per 7000 Critical Hrs	4Q/09	1Q/10	2Q/10	3Q/10	4Q/10	1Q/11	2Q/11	3Q/11
Unplanned scrams	0	1.0	0	0	0	0	0	1.0
Critical hours	2208.0	1880.6	1006.6	2208.0	2208.0	2160.0	2184.0	2108.3
Indicator value	0	0.8	1.0	1.0	1.0	0	0	0.8

Licensee Comments: none

## Unplanned Power Changes per 7000 Critical Hrs



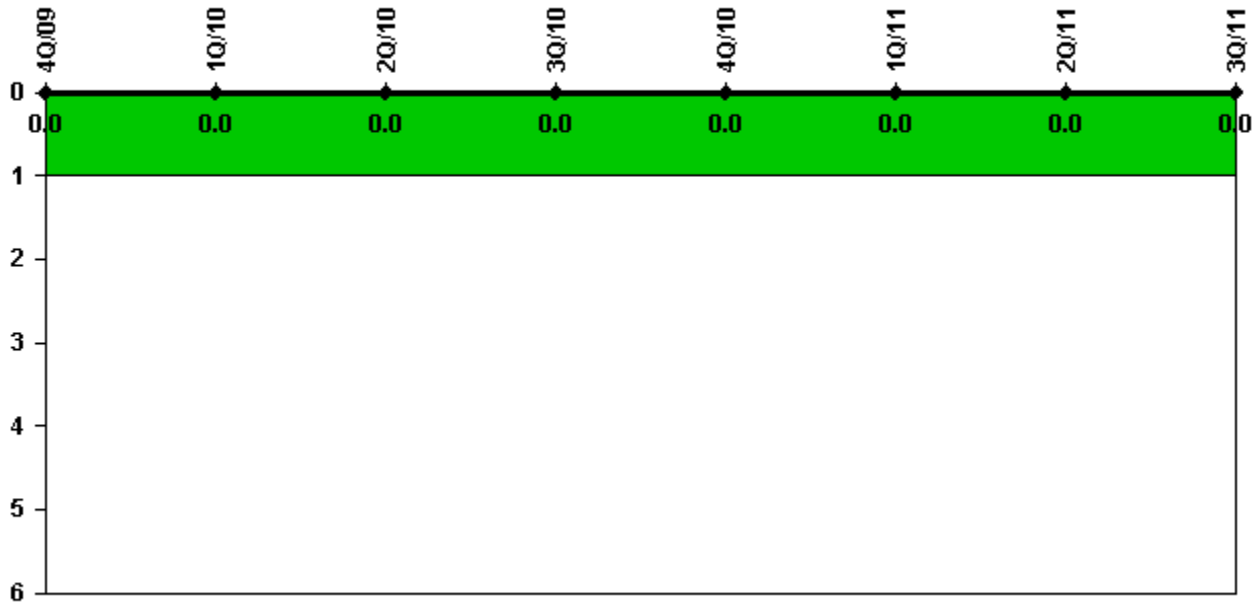
Thresholds: White > 6.0

### Notes

Unplanned Power Changes per 7000 Critical Hrs	4Q/09	1Q/10	2Q/10	3Q/10	4Q/10	1Q/11	2Q/11	3Q/11
Unplanned power changes	0	1.0	1.0	0	0	1.0	0	1.0
Critical hours	2208.0	1880.6	1006.6	2208.0	2208.0	2160.0	2184.0	2108.3
Indicator value	0.8	0.8	1.9	1.9	1.9	1.8	0.8	1.6

Licensee Comments: none

# Unplanned Scrams with Complications



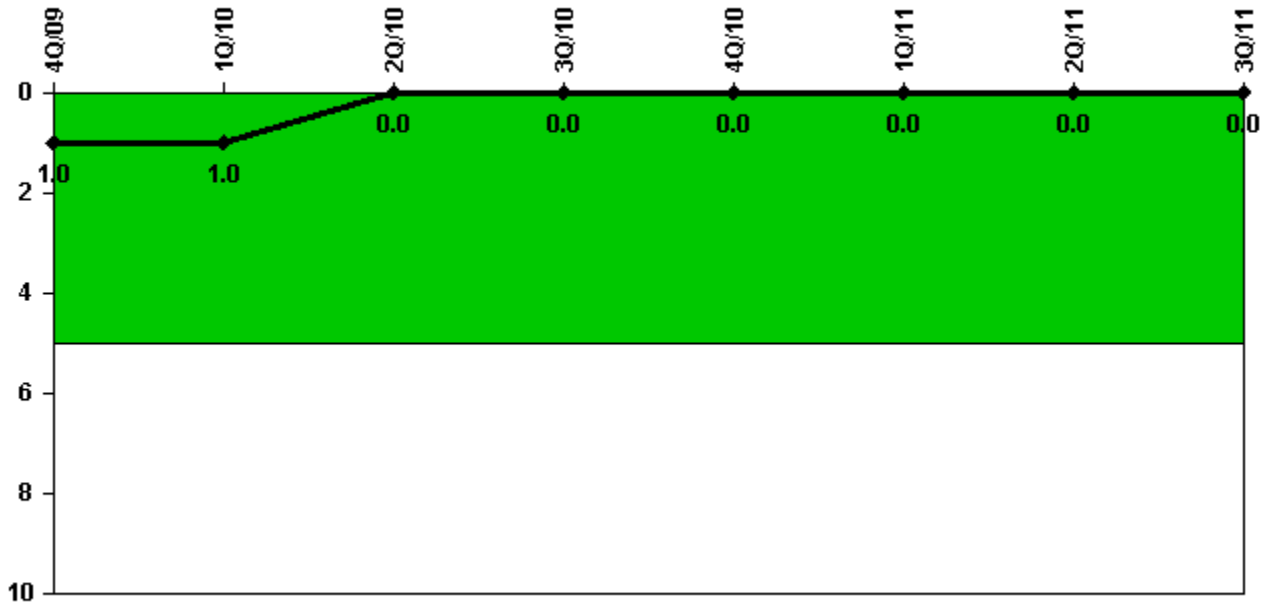
Thresholds: White > 1.0

## Notes

Unplanned Scrams with Complications	4Q/09	1Q/10	2Q/10	3Q/10	4Q/10	1Q/11	2Q/11	3Q/11
Scrams with complications	0	0	0	0	0	0	0	0
Indicator value	0.0	0.0	0.0	0.0	0.0	0.0	0.0	0.0

Licensee Comments: none

## Safety System Functional Failures (PWR)




Thresholds: White > 5.0

### Notes

Safety System Functional Failures (PWR)	4Q/09	1Q/10	2Q/10	3Q/10	4Q/10	1Q/11	2Q/11	3Q/11
Safety System Functional Failures	0	0	0	0	0	0	0	0
Indicator value	1	1	0	0	0	0	0	0

Licensee Comments: none

# Mitigating Systems Performance Index, Emergency AC Power System



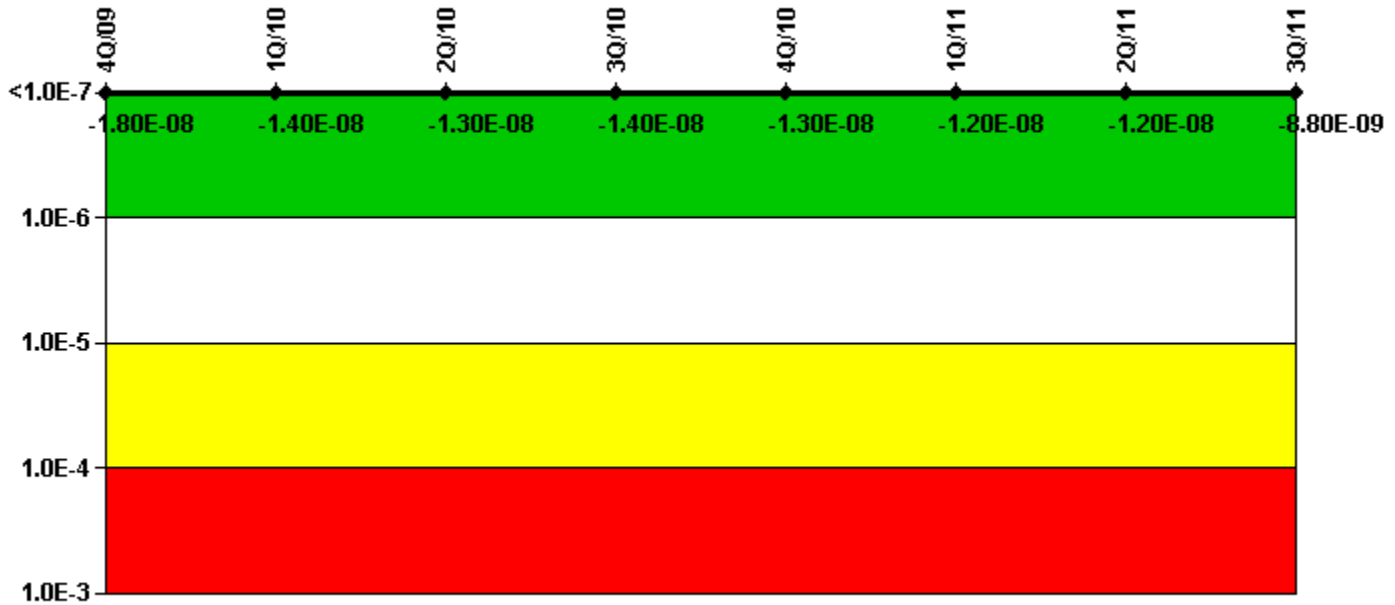
Thresholds: White > 1.00E-6 Yellow > 1.00E-5 Red > 1.00E-4

## Notes

Mitigating Systems Performance Index, Emergency AC Power System	4Q/09	1Q/10	2Q/10	3Q/10	4Q/10	1Q/11	2Q/11	3Q/11
UAI ( $\Delta$ CDF)	4.13E-08	2.92E-09	2.37E-09	5.24E-10	-2.07E-09	-3.28E-09	-4.11E-09	-4.11E-09
URI ( $\Delta$ CDF)	-1.67E-07	-8.32E-08	-5.88E-08	-5.96E-08	-6.02E-08	-6.11E-08	-6.56E-08	-6.63E-08
PLE	NO	NO	NO	NO	NO	NO	NO	NO
Indicator value	-1.30E-07	-8.00E-08	-5.60E-08	-5.90E-08	-6.20E-08	-6.40E-08	-7.00E-08	-7.00E-08

Licensee Comments: none

# Mitigating Systems Performance Index, High Pressure Injection System



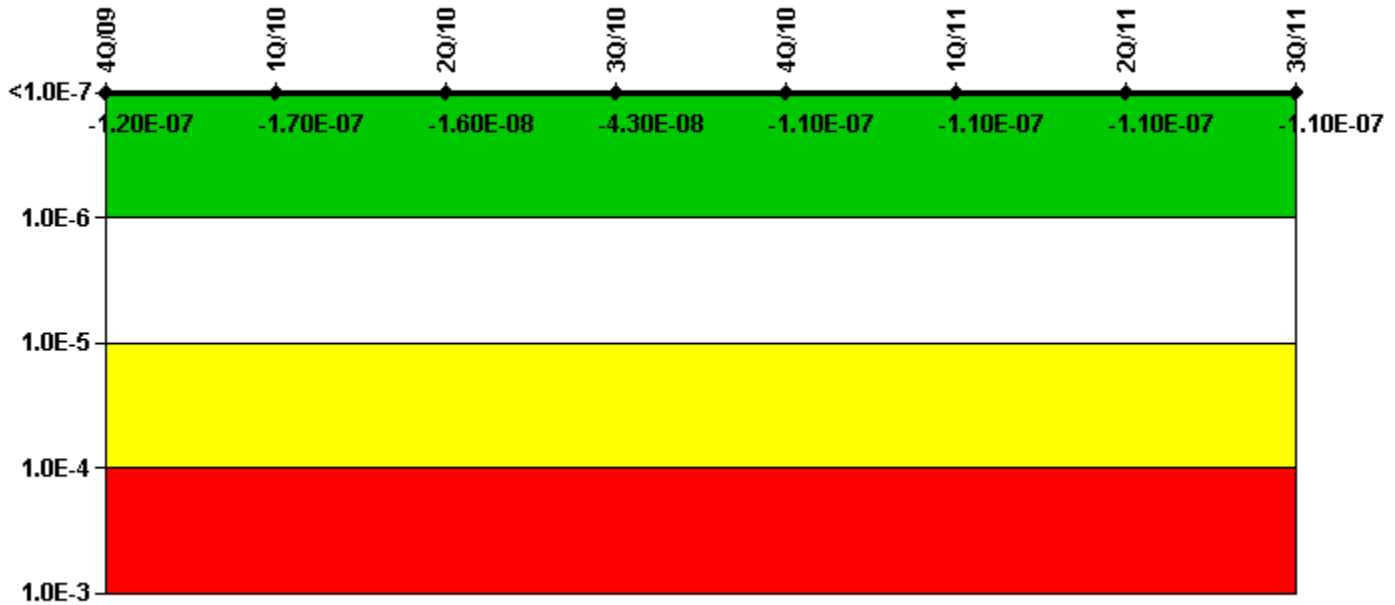
Thresholds: White > 1.00E-6 Yellow > 1.00E-5 Red > 1.00E-4

## Notes

Mitigating Systems Performance Index, High Pressure Injection System	4Q/09	1Q/10	2Q/10	3Q/10	4Q/10	1Q/11	2Q/11	3Q/11
UAI ( $\Delta$ CDF)	3.59E-09	-3.98E-10	6.78E-10	-4.64E-10	-2.79E-11	2.99E-10	-1.96E-10	2.68E-09
URI ( $\Delta$ CDF)	-2.20E-08	-1.40E-08	-1.34E-08	-1.32E-08	-1.29E-08	-1.26E-08	-1.17E-08	-1.14E-08
PLE	NO	NO	NO	NO	NO	NO	NO	NO
Indicator value	-1.80E-08	-1.40E-08	-1.30E-08	-1.40E-08	-1.30E-08	-1.20E-08	-1.20E-08	-8.80E-09

Licensee Comments: none

# Mitigating Systems Performance Index, Heat Removal System




Thresholds: White > 1.00E-6 Yellow > 1.00E-5 Red > 1.00E-4

## Notes

Mitigating Systems Performance Index, Heat Removal System	4Q/09	1Q/10	2Q/10	3Q/10	4Q/10	1Q/11	2Q/11	3Q/11
UAI ( $\Delta$ CDF)	-1.71E-08	-2.45E-08	4.18E-08	1.65E-08	-4.89E-08	-4.89E-08	-4.84E-08	-4.84E-08
URI ( $\Delta$ CDF)	-9.96E-08	-1.42E-07	-5.81E-08	-5.98E-08	-6.15E-08	-6.35E-08	-6.29E-08	-6.44E-08
PLE	NO	NO	NO	NO	NO	NO	NO	NO
Indicator value	-1.20E-07	-1.70E-07	-1.60E-08	-4.30E-08	-1.10E-07	-1.10E-07	-1.10E-07	-1.10E-07

Licensee Comments: none

# Mitigating Systems Performance Index, Residual Heat Removal System



Thresholds: White > 1.00E-6 Yellow > 1.00E-5 Red > 1.00E-4


## Notes

Mitigating Systems Performance Index, Residual Heat Removal System	4Q/09	1Q/10	2Q/10	3Q/10	4Q/10	1Q/11	2Q/11	3Q/11
UAI ( $\Delta$ CDF)	9.83E-09	-5.24E-10	-4.94E-10	-1.04E-09	-1.45E-09	-1.45E-09	-1.46E-09	-1.46E-09
URI ( $\Delta$ CDF)	-2.23E-08	-7.14E-09	-6.90E-09	-6.78E-09	-6.67E-09	-6.55E-09	-6.41E-09	-6.29E-09
PLE	NO	NO	NO	NO	NO	NO	NO	NO
Indicator value	-1.30E-08	-7.70E-09	-7.40E-09	-7.80E-09	-8.10E-09	-8.00E-09	-7.90E-09	-7.70E-09

Licensee Comments: none



# Mitigating Systems Performance Index, Cooling Water Systems



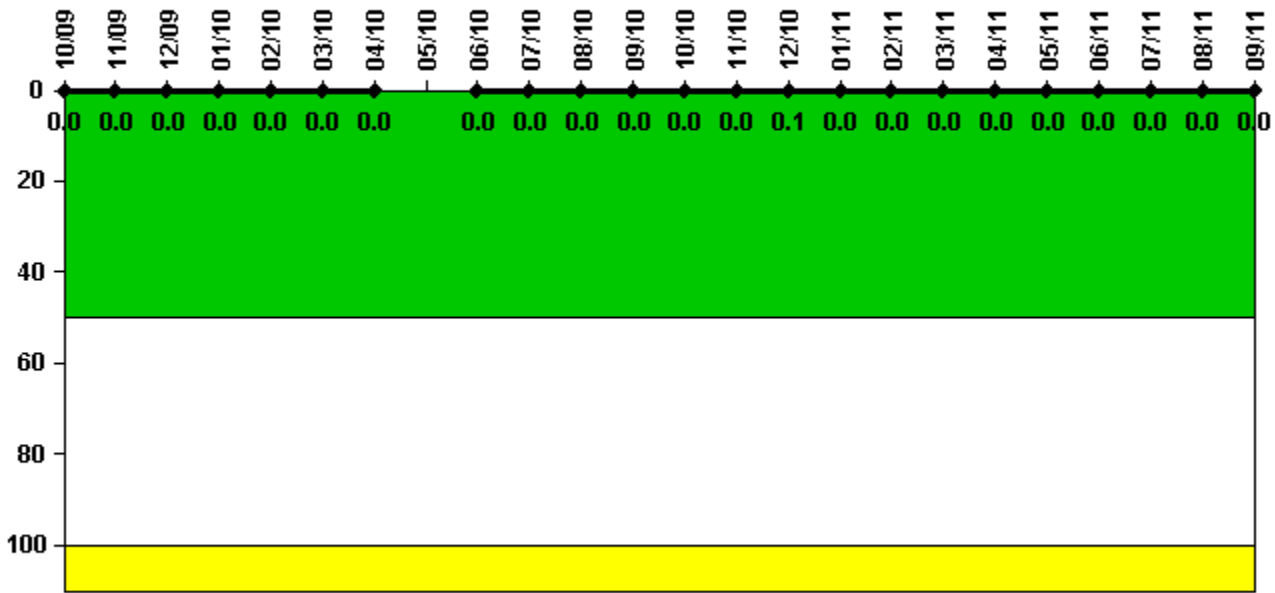
Thresholds: White > 1.00E-6 Yellow > 1.00E-5 Red > 1.00E-4

## Notes

Mitigating Systems Performance Index, Cooling Water Systems	4Q/09	1Q/10	2Q/10	3Q/10	4Q/10	1Q/11	2Q/11	3Q/11
UAI ( $\Delta$ CDF)	-1.47E-11	0.00E+00	0.00E+00	0.00E+00	0.00E+00	9.66E-12	3.30E-11	7.14E-11
URI ( $\Delta$ CDF)	-1.94E-07	-4.99E-08	-4.06E-08	-4.09E-08	-4.13E-08	-4.17E-08	-4.40E-08	-4.44E-08
PLE	NO	NO	NO	NO	NO	NO	NO	NO
Indicator value	-1.90E-07	-5.00E-08	-4.10E-08	-4.10E-08	-4.10E-08	-4.20E-08	-4.40E-08	-4.40E-08

Licensee Comments: none

# Reactor Coolant System Activity



Thresholds: White > 50.0 Yellow > 100.0

## Notes

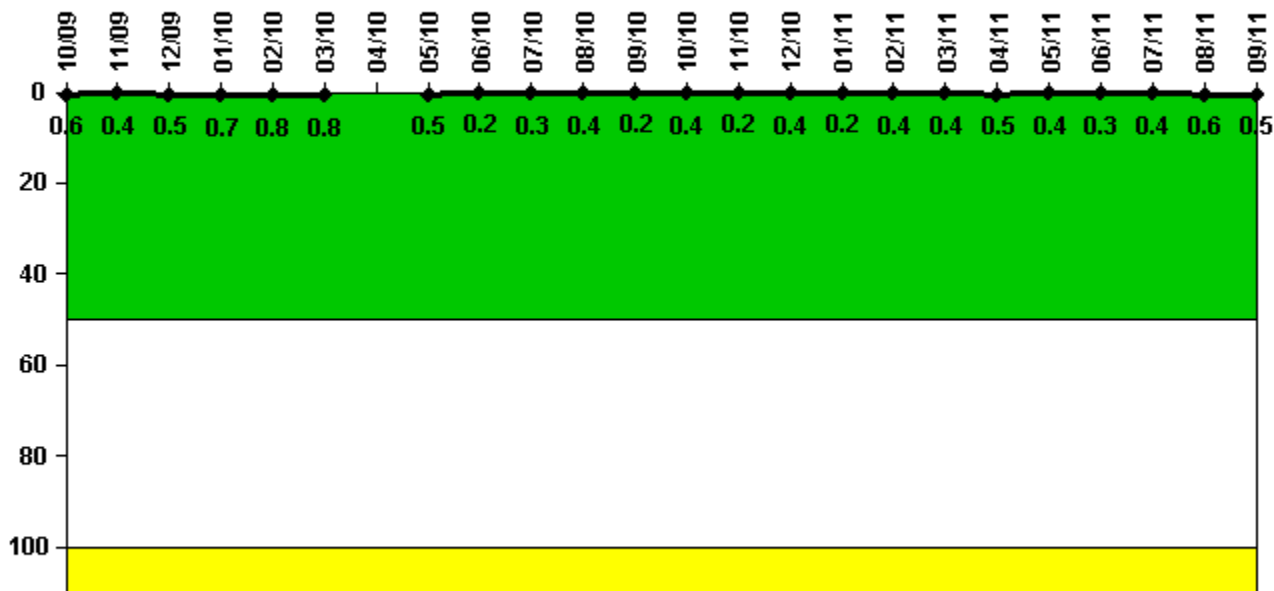
Reactor Coolant System Activity	10/09	11/09	12/09	1/10	2/10	3/10	4/10	5/10	6/10	7/10	8/10	9/10
Maximum activity	0.000340	0.000339	0.000344	0.000349	0.000370	0.000363	0.000332	N/A	0.000257	0.000294	0.000281	0.000267
Technical specification limit	1.0	1.0	1.0	1.0	1.0	1.0	1.0	1.0	1.0	1.0	1.0	1.0
Indicator value	0	0	0	0	0	0	0	N/A	0	0	0	0

Reactor Coolant System Activity	10/10	11/10	12/10	1/11	2/11	3/11	4/11	5/11	6/11	7/11	8/11	9/11
Maximum activity	0.000282	0.000289	0.000589	0.000300	0.000305	0.000318	0.000327	0.000452	0.000340	0.000364	0.000349	0.000389
Technical specification limit	1.0	1.0	1.0	1.0	1.0	1.0	1.0	1.0	1.0	1.0	1.0	1.0
Indicator value	0	0	0.1	0	0	0	0	0	0	0	0	0

Licensee Comments: none

# Reactor Coolant System Leakage



Thresholds: White > 50.0 Yellow > 100.0

## Notes

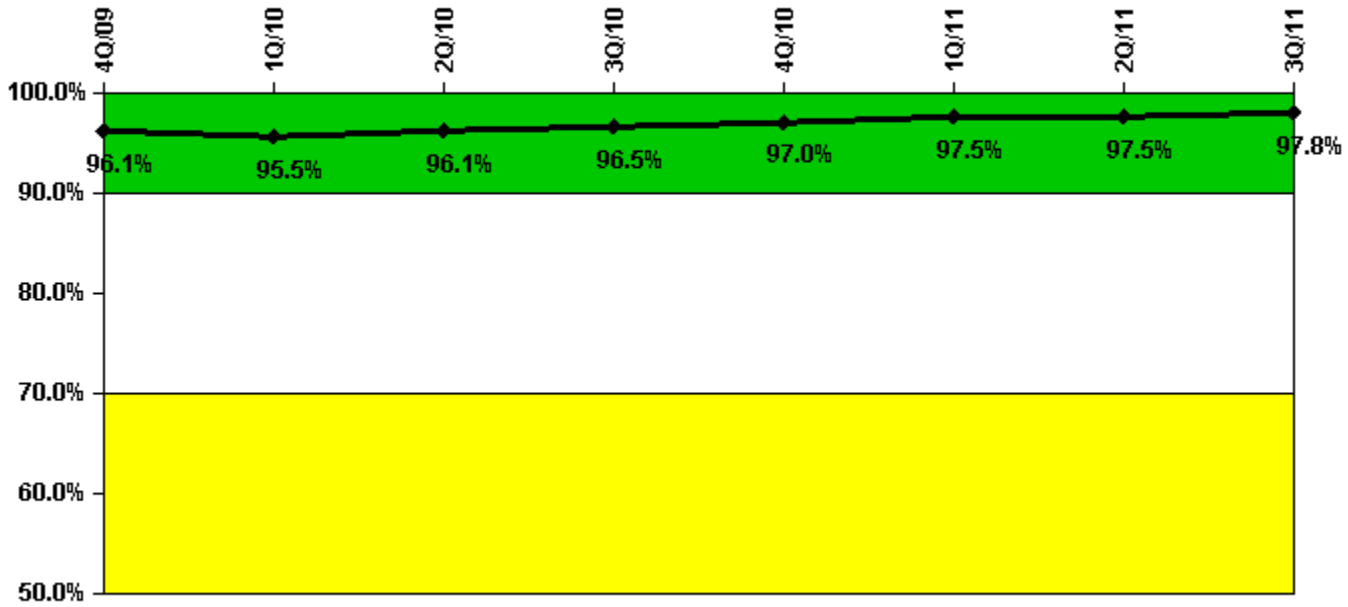
Reactor Coolant System Leakage	10/09	11/09	12/09	1/10	2/10	3/10	4/10	5/10	6/10	7/10	8/10	9/10
Maximum leakage	0.056	0.043	0.049	0.071	0.076	0.079	N/A	0.046	0.021	0.027	0.036	0.019
Technical specification limit	10.0	10.0	10.0	10.0	10.0	10.0	10.0	10.0	10.0	10.0	10.0	10.0
Indicator value	0.6	0.4	0.5	0.7	0.8	0.8	N/A	0.5	0.2	0.3	0.4	0.2

Reactor Coolant System Leakage	10/10	11/10	12/10	1/11	2/11	3/11	4/11	5/11	6/11	7/11	8/11	9/11
Maximum leakage	0.035	0.018	0.041	0.017	0.035	0.037	0.054	0.038	0.033	0.038	0.055	0.048
Technical specification limit	10.0	10.0	10.0	10.0	10.0	10.0	10.0	10.0	10.0	10.0	10.0	10.0
Indicator value	0.4	0.2	0.4	0.2	0.4	0.4	0.5	0.4	0.3	0.4	0.6	0.5

Licensee Comments: none

## Drill/Exercise Performance



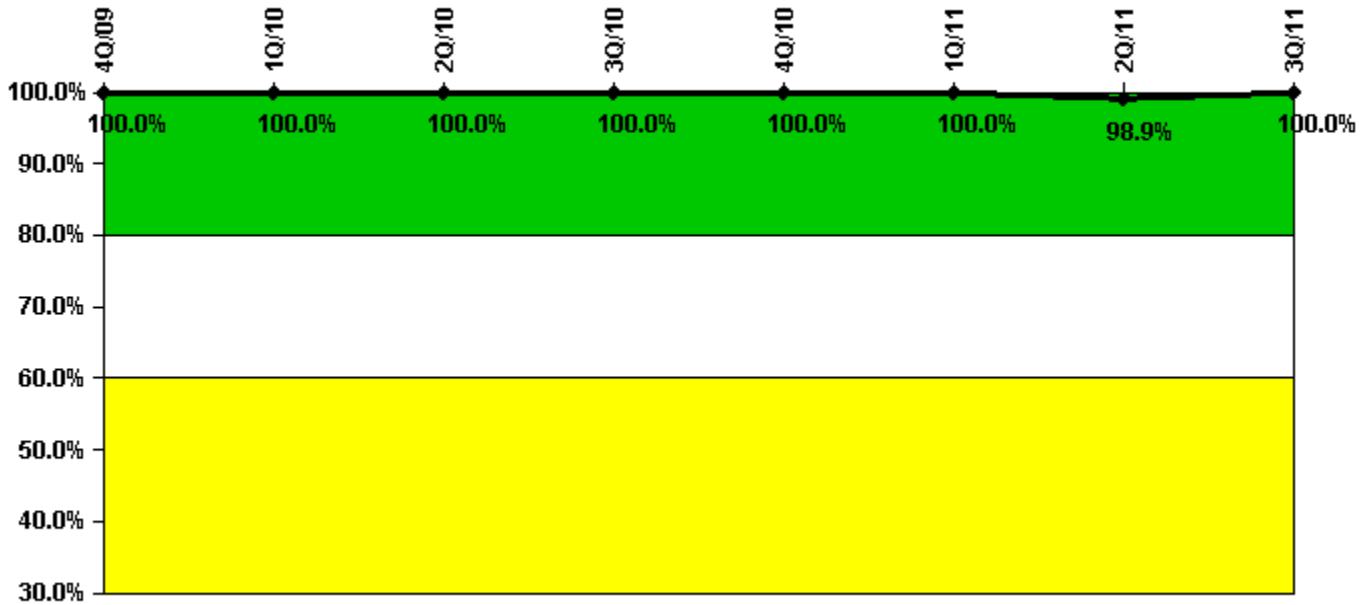
Thresholds: White < 90.0% Yellow < 70.0%

### Notes

Drill/Exercise Performance	4Q/09	1Q/10	2Q/10	3Q/10	4Q/10	1Q/11	2Q/11	3Q/11
Successful opportunities	13.0	86.0	81.0	126.0	20.0	91.0	10.0	184.0
Total opportunities	14.0	90.0	84.0	127.0	20.0	93.0	10.0	187.0
Indicator value	96.1%	95.5%	96.1%	96.5%	97.0%	97.5%	97.5%	97.8%

Licensee Comments: none

## ERO Drill Participation



Thresholds: White < 80.0% Yellow < 60.0%

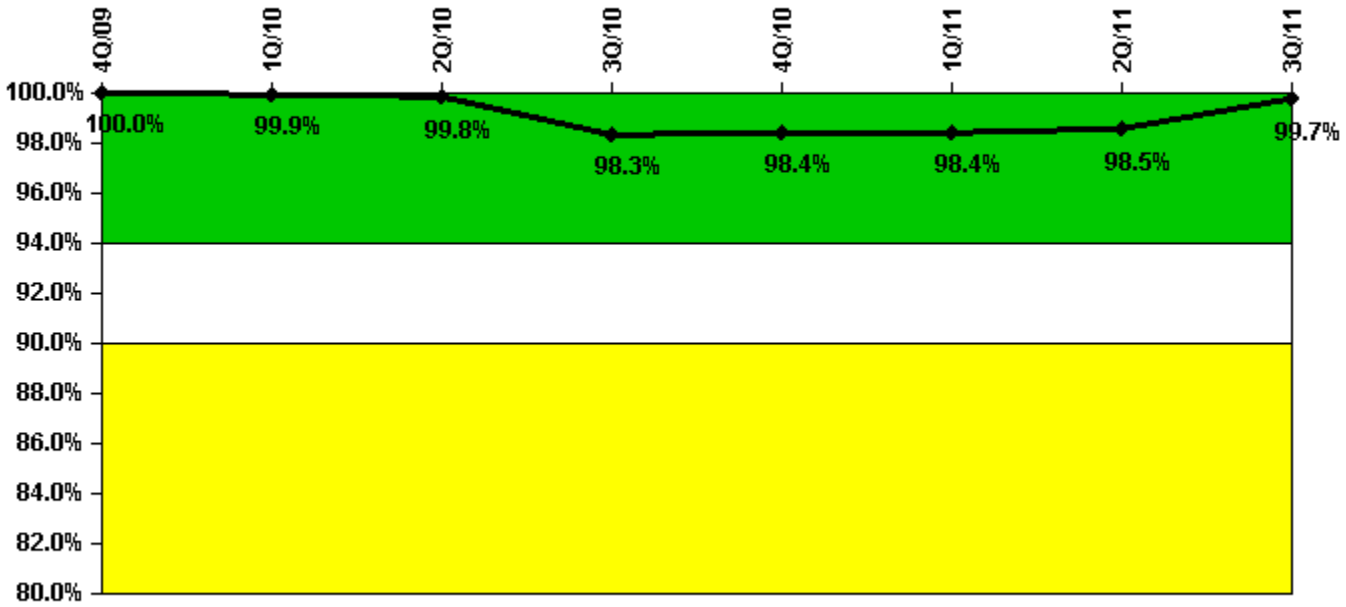
### Notes

ERO Drill Participation	4Q/09	1Q/10	2Q/10	3Q/10	4Q/10	1Q/11	2Q/11	3Q/11
Participating Key personnel	92.0	97.0	102.0	97.0	101.0	92.0	90.0	88.0
Total Key personnel	92.0	97.0	102.0	97.0	101.0	92.0	91.0	88.0
Indicator value	100.0%	100.0%	100.0%	100.0%	100.0%	100.0%	98.9%	100.0%

Licensee Comments:

3Q/11: Routine review of prior data submissions identified errors in May and June 2011 inputs. No color change occurred as a result of the corrections.

# Alert & Notification System



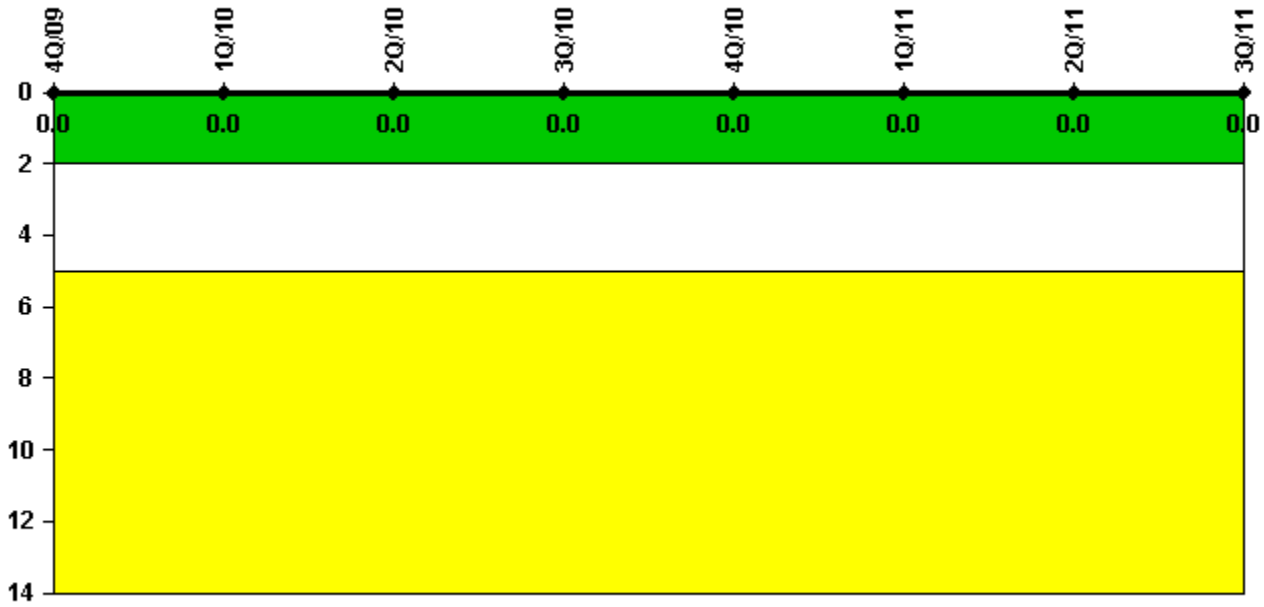
Thresholds: White < 94.0% Yellow < 90.0%

## Notes

Alert & Notification System	4Q/09	1Q/10	2Q/10	3Q/10	4Q/10	1Q/11	2Q/11	3Q/11
Successful siren-tests	333	911	909	864	1000	912	912	910
Total sirens-tests	333	912	912	912	1008	912	912	912
Indicator value	100.0%	99.9%	99.8%	98.3%	98.4%	98.4%	98.5%	99.7%

Licensee Comments: none

# Occupational Exposure Control Effectiveness



Thresholds: White > 2.0 Yellow > 5.0

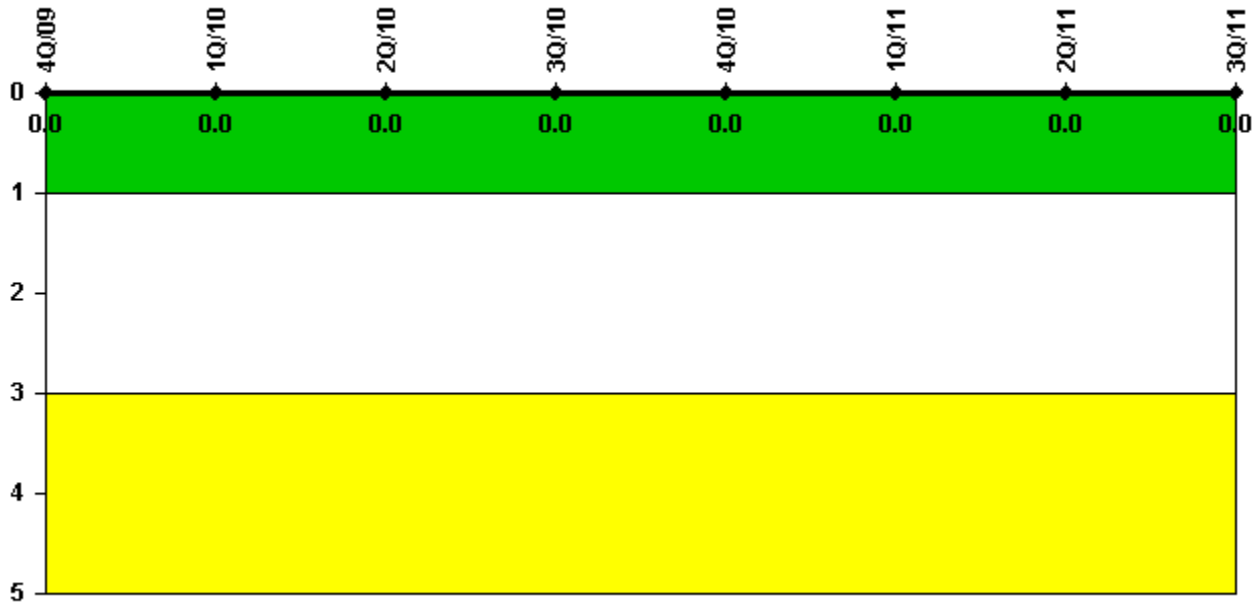
## Notes

Occupational Exposure Control Effectiveness	4Q/09	1Q/10	2Q/10	3Q/10	4Q/10	1Q/11	2Q/11	3Q/11
High radiation area occurrences	0	0	0	0	0	0	0	0
Very high radiation area occurrences	0	0	0	0	0	0	0	0
Unintended exposure occurrences	0	0	0	0	0	0	0	0
<b>Indicator value</b>	<b>0</b>	<b>0</b>	<b>0</b>	<b>0</b>	<b>0</b>	<b>0</b>	<b>0</b>	<b>0</b>

Licensee Comments: none

---

## RETS/ODCM Radiological Effluent



Thresholds: White > 1.0 Yellow > 3.0

### Notes

RETS/ODCM Radiological Effluent	4Q/09	1Q/10	2Q/10	3Q/10	4Q/10	1Q/11	2Q/11	3Q/11
RETS/ODCM occurrences	0	0	0	0	0	0	0	0
Indicator value	0	0	0	0	0	0	0	0

Licensee Comments: none

[Security](#) information not publicly available.