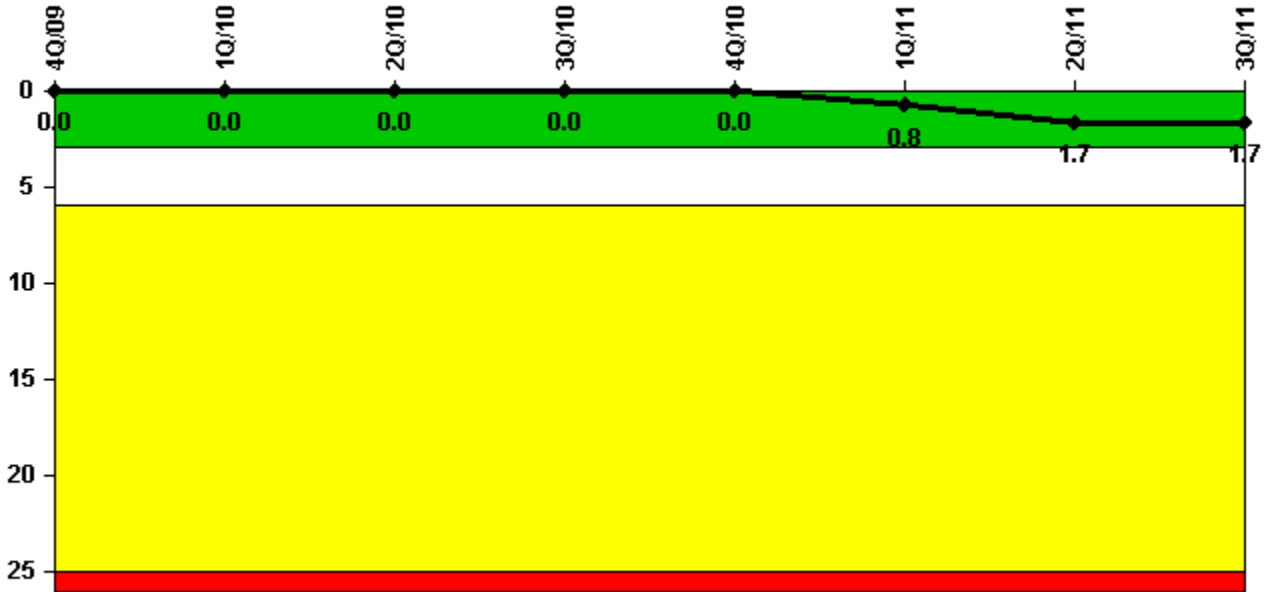


# Limerick 2

## 3Q/2011 Performance Indicators

Licensee's General Comments: none

### Unplanned Scrams per 7000 Critical Hrs



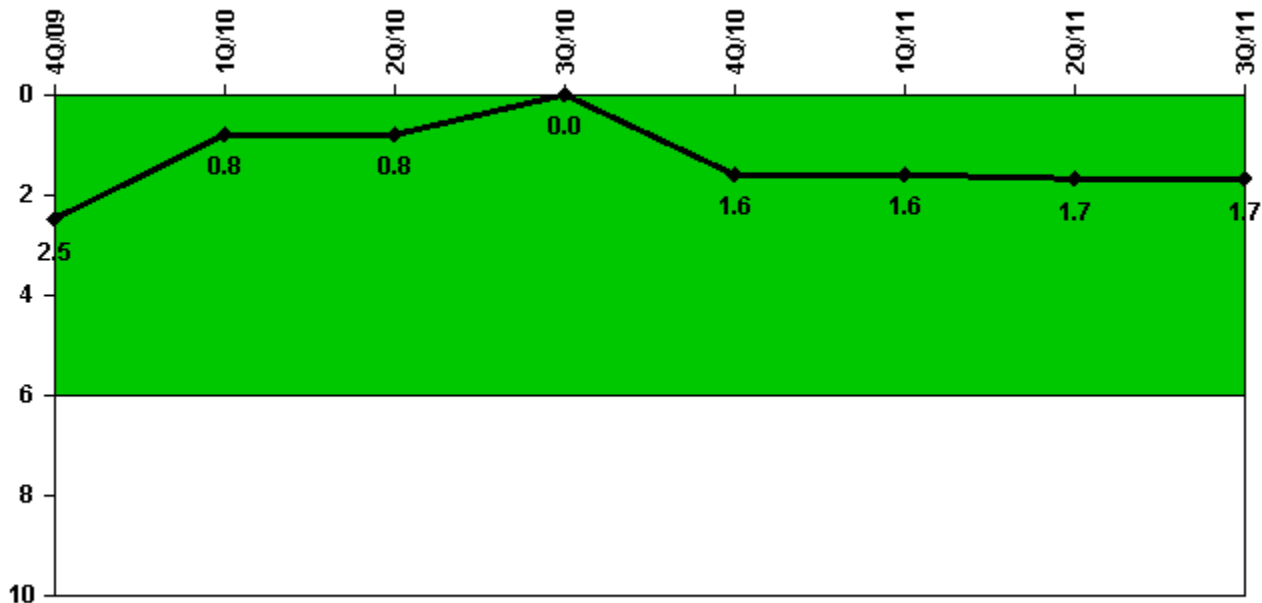
Thresholds: White > 3.0 Yellow > 6.0 Red > 25.0

### Notes

Unplanned Scrams per 7000 Critical Hrs	4Q/09	1Q/10	2Q/10	3Q/10	4Q/10	1Q/11	2Q/11	3Q/11
Unplanned scrams	0	0	0	0	0	1.0	1.0	0
Critical hours	2209.0	2159.0	2184.0	2208.0	2209.0	2024.4	1592.4	2208.0
Indicator value	0	0	0	0	0	0.8	1.7	1.7

Licensee Comments: none

## Unplanned Power Changes per 7000 Critical Hrs



Thresholds: White > 6.0

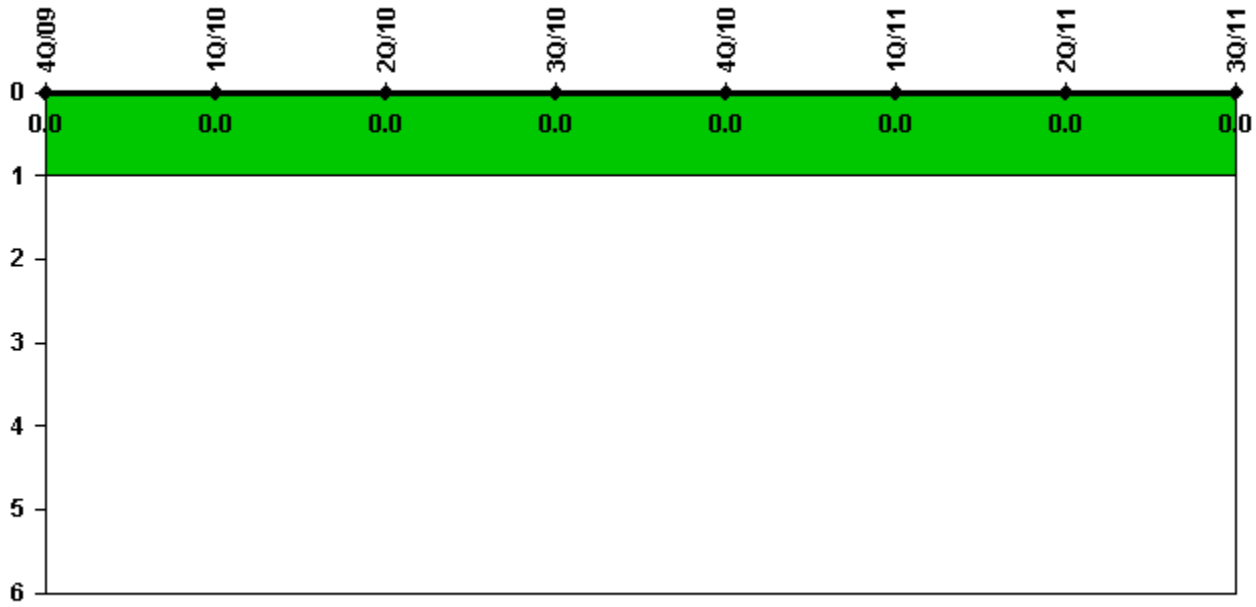
### Notes

Unplanned Power Changes per 7000 Critical Hrs	4Q/09	1Q/10	2Q/10	3Q/10	4Q/10	1Q/11	2Q/11	3Q/11
Unplanned power changes	0	0	0	0	2.0	0	0	0
Critical hours	2209.0	2159.0	2184.0	2208.0	2209.0	2024.4	1592.4	2208.0
Indicator value	2.5	0.8	0.8	0	1.6	1.6	1.7	1.7

Licensee Comments:

1Q/11: IE03 changed from unplanned to planned for the power ascension, which began on 02/28/2011 at 22:02 and ended on 3/1/11. This was more than 72 hours after an unplanned manual scram which occurred on 2/25/2011 at 09:12 which meets the definition of a planned power change. No color change is involved.

# Unplanned Scrams with Complications



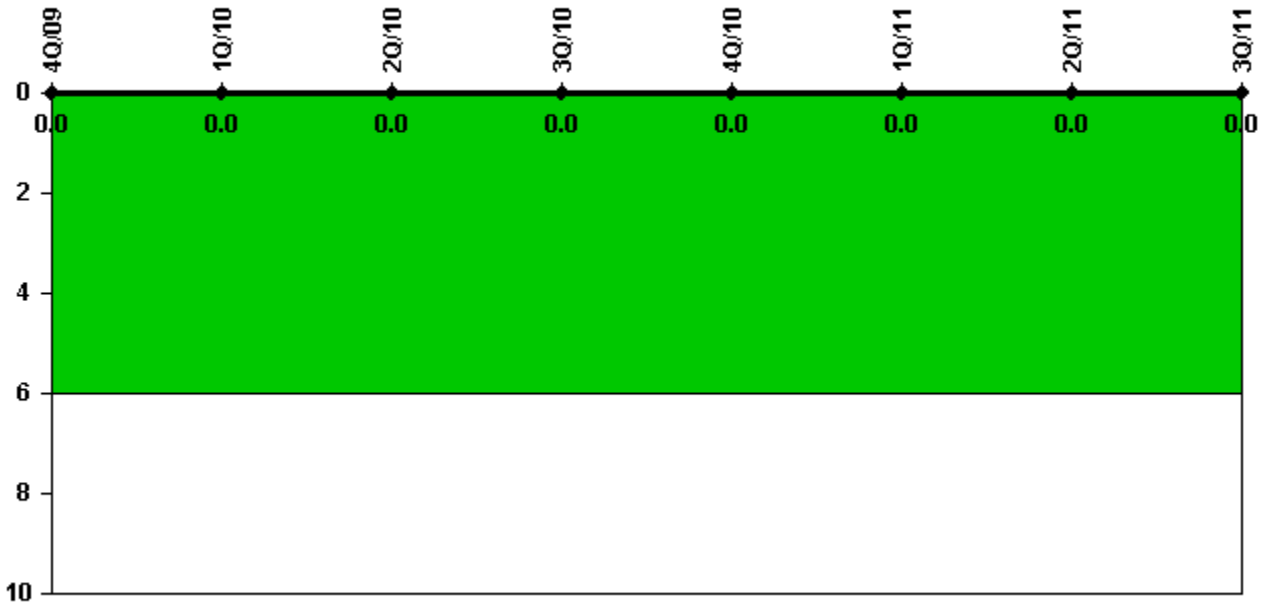
Thresholds: White > 1.0

## Notes

Unplanned Scrams with Complications	4Q/09	1Q/10	2Q/10	3Q/10	4Q/10	1Q/11	2Q/11	3Q/11
Scrams with complications	0	0	0	0	0	0	0	0
Indicator value	0.0	0.0	0.0	0.0	0.0	0.0	0.0	0.0

Licensee Comments: none

## Safety System Functional Failures (BWR)



Thresholds: White > 6.0

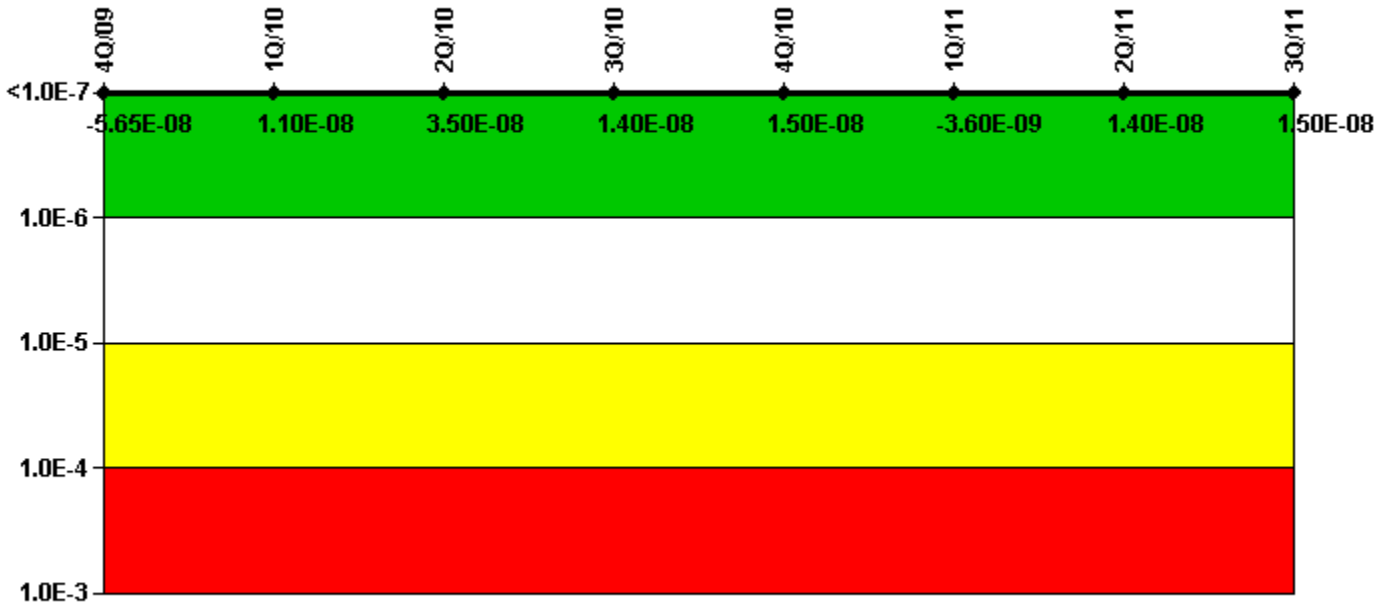
### Notes

Safety System Functional Failures (BWR)	4Q/09	1Q/10	2Q/10	3Q/10	4Q/10	1Q/11	2Q/11	3Q/11
Safety System Functional Failures	0	0	0	0	0	0	0	0
Indicator value	0	0	0	0	0	0	0	0

Licensee Comments: none

---

# Mitigating Systems Performance Index, Emergency AC Power System




Thresholds: White > 1.00E-6 Yellow > 1.00E-5 Red > 1.00E-4

## Notes

Mitigating Systems Performance Index, Emergency AC Power System	4Q/09	1Q/10	2Q/10	3Q/10	4Q/10	1Q/11	2Q/11	3Q/11
UAI ( $\Delta$ CDF)	3.50E-09	4.67E-09	9.27E-09	8.01E-09	8.00E-09	7.78E-09	7.98E-09	9.41E-09
URI ( $\Delta$ CDF)	-6.00E-08	6.47E-09	2.54E-08	6.02E-09	6.92E-09	-1.14E-08	6.50E-09	5.95E-09
PLE	NO	NO	NO	NO	NO	NO	NO	NO
Indicator value	-5.65E-08	1.10E-08	3.50E-08	1.40E-08	1.50E-08	-3.60E-09	1.40E-08	1.50E-08

Licensee Comments: none

# Mitigating Systems Performance Index, High Pressure Injection System




Thresholds: White > 1.00E-6 Yellow > 1.00E-5 Red > 1.00E-4

## Notes

Mitigating Systems Performance Index, High Pressure Injection System	4Q/09	1Q/10	2Q/10	3Q/10	4Q/10	1Q/11	2Q/11	3Q/11
UAI ( $\Delta$ CDF)	-1.20E-08	-1.22E-08	-2.50E-08	-3.20E-08	-3.20E-08	-3.20E-08	-3.20E-08	-1.09E-08
URI ( $\Delta$ CDF)	4.00E-07	3.98E-07	-4.60E-08	-4.61E-08	-4.62E-08	-4.62E-08	-4.63E-08	-4.64E-08
PLE	NO	NO	NO	NO	NO	NO	NO	NO
Indicator value	3.88E-07	3.90E-07	-7.10E-08	-7.80E-08	-7.80E-08	-7.80E-08	-7.80E-08	-5.70E-08

Licensee Comments: none

# Mitigating Systems Performance Index, Heat Removal System



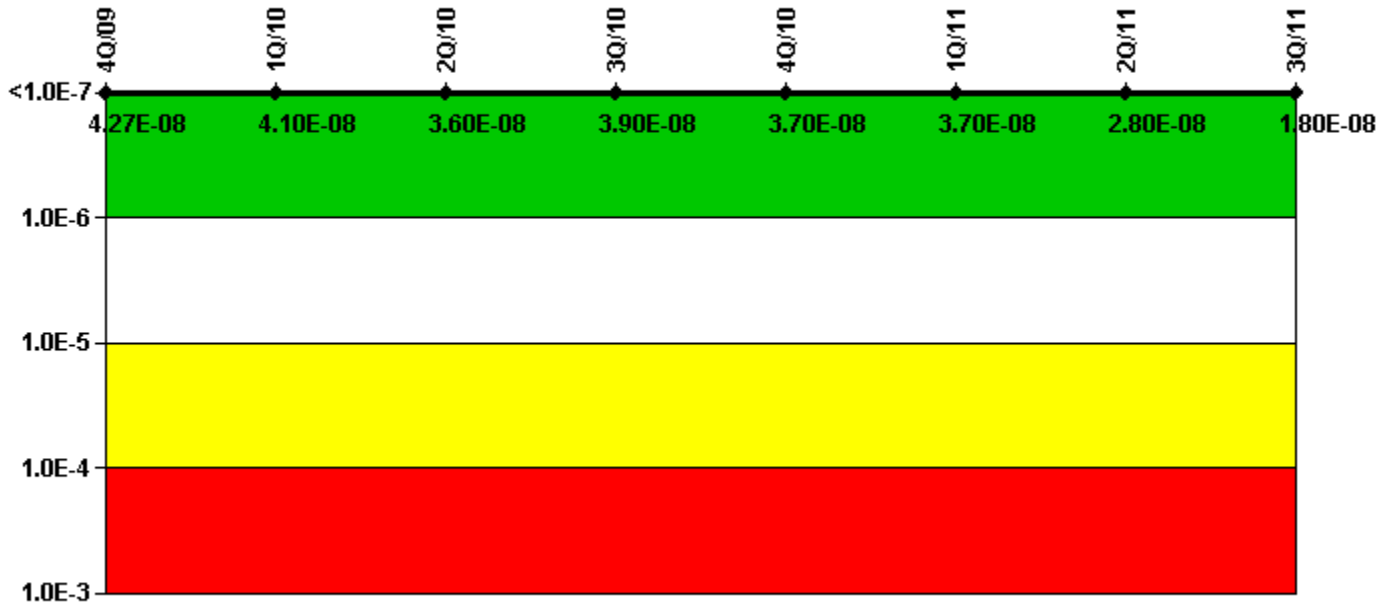
Thresholds: White > 1.00E-6 Yellow > 1.00E-5 Red > 1.00E-4

## Notes

Mitigating Systems Performance Index, Heat Removal System	4Q/09	1Q/10	2Q/10	3Q/10	4Q/10	1Q/11	2Q/11	3Q/11
UAI ( $\Delta$ CDF)	7.00E-09	5.00E-09	-1.06E-08	2.65E-09	2.30E-09	2.63E-09	-6.05E-10	-1.32E-08
URI ( $\Delta$ CDF)	1.10E-07	1.13E-07	-2.71E-08	-2.71E-08	-2.71E-08	-2.71E-08	-2.71E-08	-2.71E-08
PLE	NO	NO	NO	NO	NO	NO	NO	NO
Indicator value	1.17E-07	1.20E-07	-3.80E-08	-2.40E-08	-2.50E-08	-2.40E-08	-2.80E-08	-4.00E-08

Licensee Comments: none

# Mitigating Systems Performance Index, Residual Heat Removal System



Thresholds: White > 1.00E-6 Yellow > 1.00E-5 Red > 1.00E-4

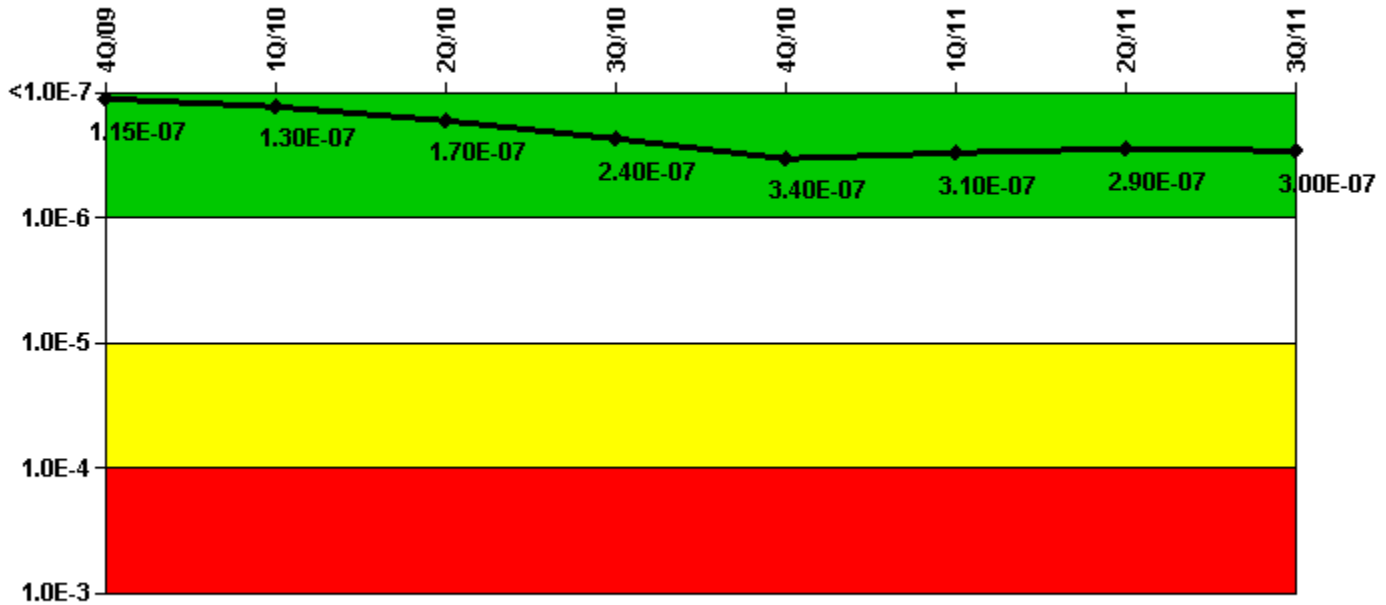
## Notes

Mitigating Systems Performance Index, Residual Heat Removal System	4Q/09	1Q/10	2Q/10	3Q/10	4Q/10	1Q/11	2Q/11	3Q/11
UAI (ΔCDF)	4.40E-08	4.23E-08	3.74E-08	4.07E-08	3.87E-08	3.83E-08	3.06E-08	1.98E-08
URI (ΔCDF)	-1.30E-09	-1.17E-09	-1.18E-09	-1.31E-09	-1.36E-09	-1.38E-09	-2.16E-09	-2.17E-09
PLE	NO	NO	NO	NO	NO	NO	NO	NO
Indicator value	4.27E-08	4.10E-08	3.60E-08	3.90E-08	3.70E-08	3.70E-08	2.80E-08	1.80E-08

Licensee Comments: none



# Mitigating Systems Performance Index, Cooling Water Systems



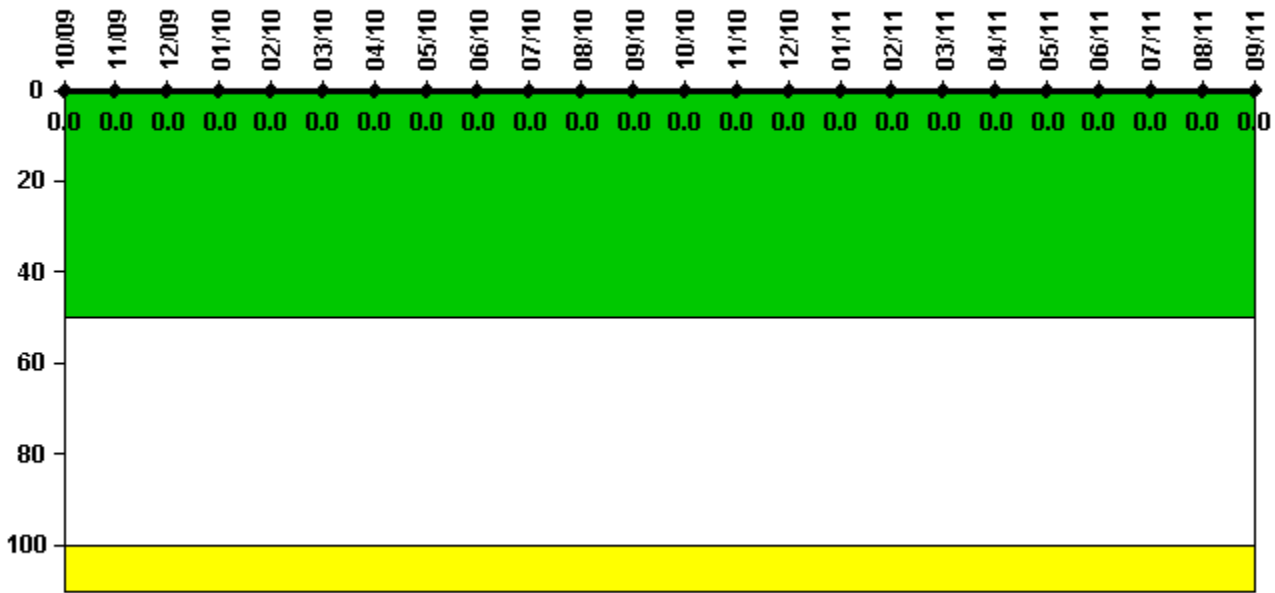
Thresholds: White > 1.00E-6 Yellow > 1.00E-5 Red > 1.00E-4

## Notes

Mitigating Systems Performance Index, Cooling Water Systems	4Q/09	1Q/10	2Q/10	3Q/10	4Q/10	1Q/11	2Q/11	3Q/11
UAI (ΔCDF)	1.40E-07	1.52E-07	1.96E-07	2.70E-07	3.71E-07	3.40E-07	3.19E-07	3.26E-07
URI (ΔCDF)	-2.50E-08	-2.56E-08	-2.66E-08	-2.79E-08	-2.85E-08	-2.81E-08	-2.85E-08	-2.91E-08
PLE	NO	NO	NO	NO	NO	NO	NO	NO
Indicator value	1.15E-07	1.30E-07	1.70E-07	2.40E-07	3.40E-07	3.10E-07	2.90E-07	3.00E-07

Licensee Comments: none

# Reactor Coolant System Activity




Thresholds: White > 50.0 Yellow > 100.0

## Notes

Reactor Coolant System Activity	10/09	11/09	12/09	1/10	2/10	3/10	4/10	5/10	6/10	7/10	8/10	9/10
Maximum activity	0.000010	0.000012	0.000010	0.000011	0.000011	0.000009	0.000011	0.000011	0.000014	0.000013	0.000013	0.000025
Technical specification limit	0.2	0.2	0.2	0.2	0.2	0.2	0.2	0.2	0.2	0.2	0.2	0.2
Indicator value	0	0	0	0	0	0	0	0	0	0	0	0
Reactor Coolant System Activity	10/10	11/10	12/10	1/11	2/11	3/11	4/11	5/11	6/11	7/11	8/11	9/11
Maximum activity	0.000013	0.000014	0.000012	0.000014	0.000013	0.000015	0.000013	0.000010	0.000006	0.000008	0.000007	0.000008
Technical specification limit	0.2	0.2	0.2	0.2	0.2	0.2	0.2	0.2	0.2	0.2	0.2	0.2
Indicator value	0	0	0	0	0	0	0	0	0	0	0	0

Licensee Comments: none

## Reactor Coolant System Leakage



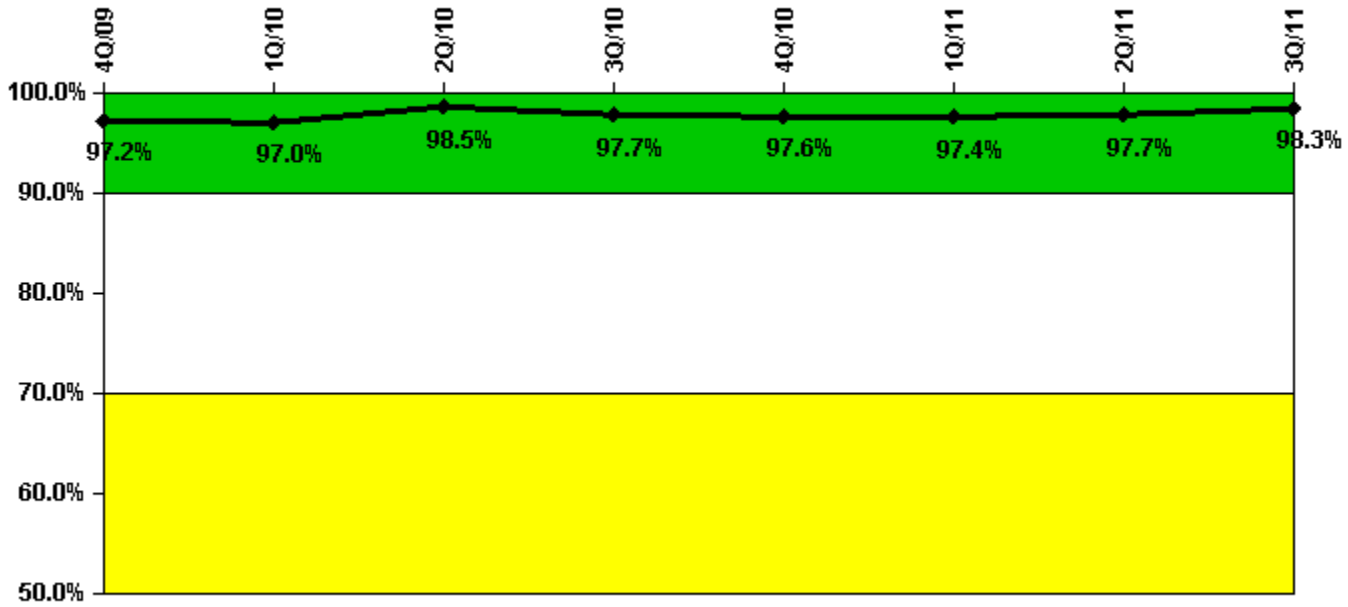
Thresholds: White > 50.0 Yellow > 100.0

### Notes

<b>Reactor Coolant System Leakage</b>	<b>10/09</b>	<b>11/09</b>	<b>12/09</b>	<b>1/10</b>	<b>2/10</b>	<b>3/10</b>	<b>4/10</b>	<b>5/10</b>	<b>6/10</b>	<b>7/10</b>	<b>8/10</b>	<b>9/10</b>
Maximum leakage	1.400	1.500	1.400	1.400	1.500	1.500	1.400	1.450	1.350	1.400	1.300	1.400
Technical specification limit	25.0	25.0	25.0	30.0	30.0	30.0	30.0	30.0	30.0	30.0	30.0	30.0
Indicator value	5.6	6.0	5.6	4.7	5.0	5.0	4.7	4.8	4.5	4.7	4.3	4.7
<b>Reactor Coolant System Leakage</b>	<b>10/10</b>	<b>11/10</b>	<b>12/10</b>	<b>1/11</b>	<b>2/11</b>	<b>3/11</b>	<b>4/11</b>	<b>5/11</b>	<b>6/11</b>	<b>7/11</b>	<b>8/11</b>	<b>9/11</b>
Maximum leakage	1.500	1.500	1.400	1.500	1.400	1.400	1.200	1.300	1.400	1.400	1.400	1.400
Technical specification limit	30.0	30.0	30.0	30.0	30.0	30.0	30.0	30.0	30.0	30.0	30.0	30.0
Indicator value	5.0	5.0	4.7	5.0	4.7	4.7	4.0	4.3	4.7	4.7	4.7	4.7

Licensee Comments: none

## Drill/Exercise Performance



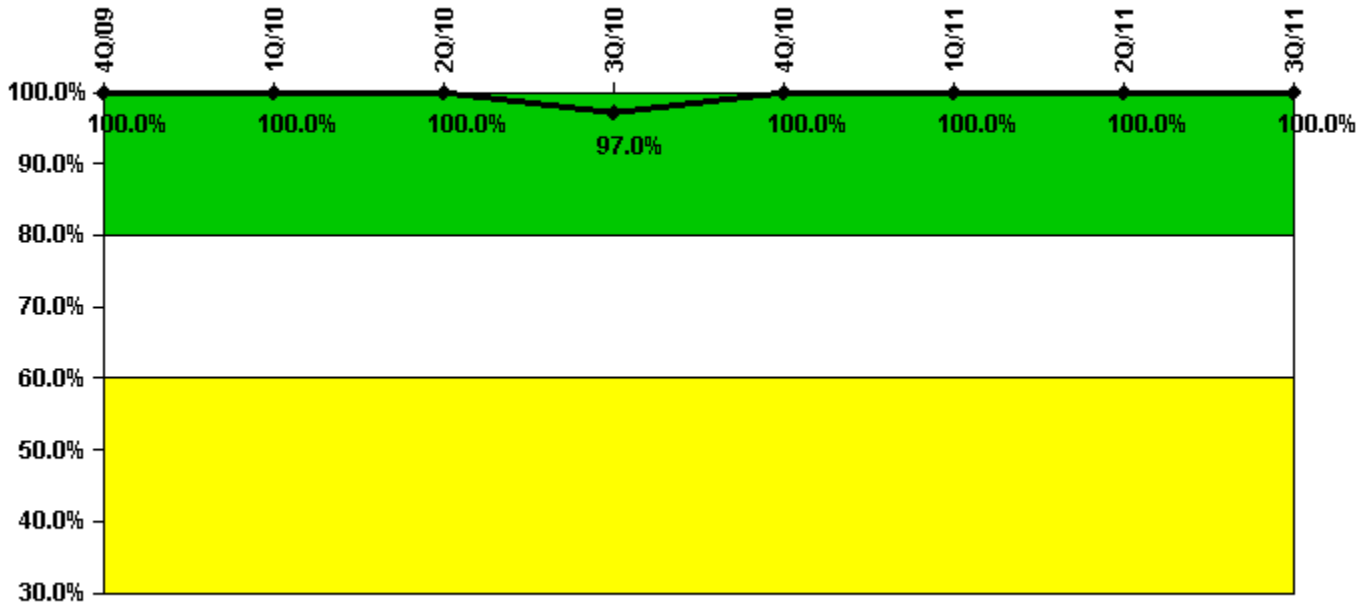
Thresholds: White < 90.0% Yellow < 70.0%

### Notes

Drill/Exercise Performance	4Q/09	1Q/10	2Q/10	3Q/10	4Q/10	1Q/11	2Q/11	3Q/11
Successful opportunities	17.0	12.0	23.0	59.0	43.0	66.0	20.0	112.0
Total opportunities	17.0	12.0	24.0	61.0	43.0	68.0	20.0	113.0
Indicator value	97.2%	97.0%	98.5%	97.7%	97.6%	97.4%	97.7%	98.3%

Licensee Comments: none

# ERO Drill Participation



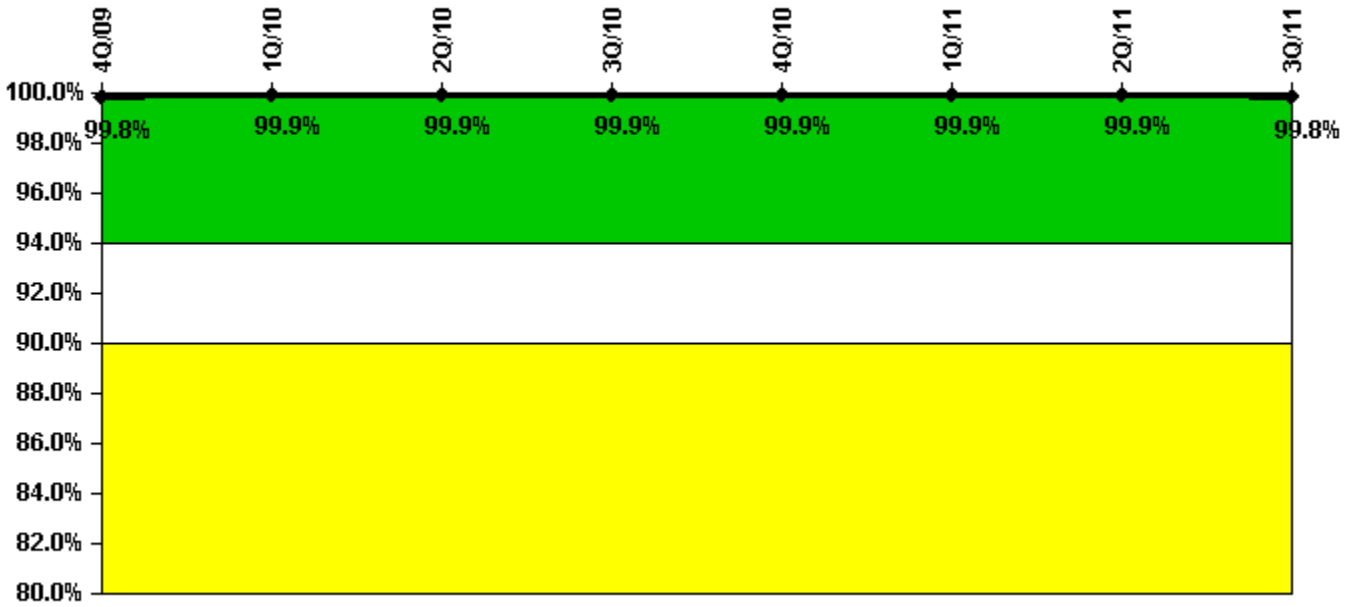
Thresholds: White < 80.0% Yellow < 60.0%

## Notes

ERO Drill Participation	4Q/09	1Q/10	2Q/10	3Q/10	4Q/10	1Q/11	2Q/11	3Q/11
Participating Key personnel	68.0	69.0	65.0	64.0	65.0	65.0	64.0	63.0
Total Key personnel	68.0	69.0	65.0	66.0	65.0	65.0	64.0	63.0
Indicator value	100.0%	100.0%	100.0%	97.0%	100.0%	100.0%	100.0%	100.0%

Licensee Comments: none

# Alert & Notification System



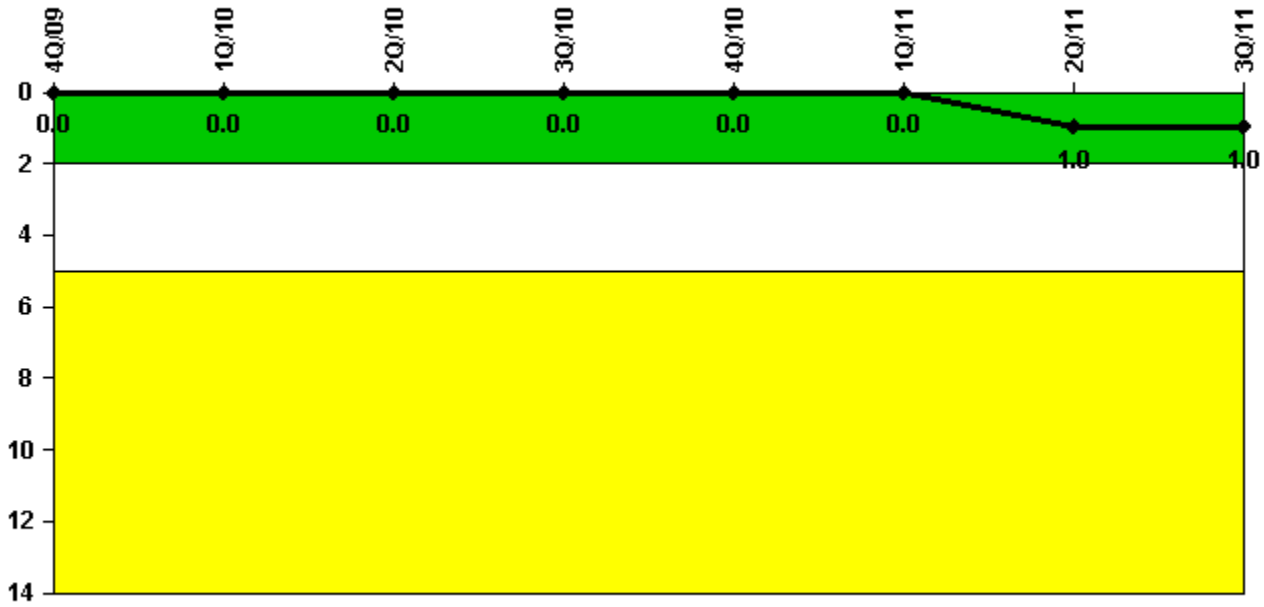
Thresholds: White < 94.0% Yellow < 90.0%

## Notes

Alert & Notification System	4Q/09	1Q/10	2Q/10	3Q/10	4Q/10	1Q/11	2Q/11	3Q/11
Successful siren-tests	2145	2142	2140	2144	2143	2144	2144	2136
Total sirens-tests	2145	2145	2145	2145	2145	2145	2145	2145
Indicator value	99.8%	99.9%	99.9%	99.9%	99.9%	99.9%	99.9%	99.8%

Licensee Comments: none

# Occupational Exposure Control Effectiveness



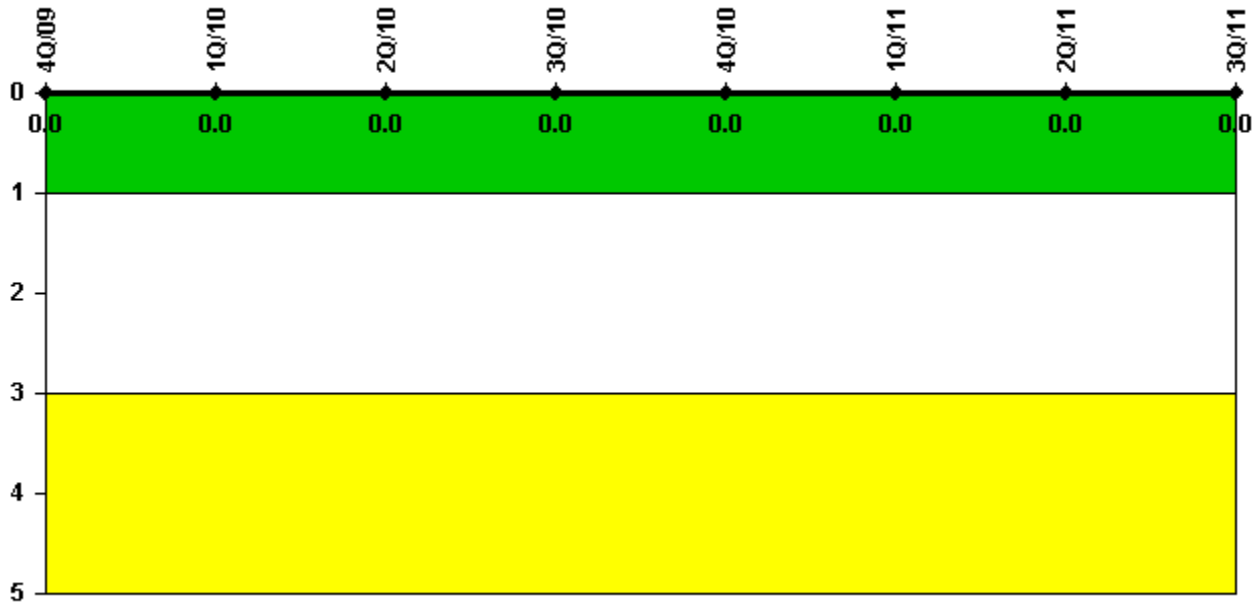
Thresholds: White > 2.0 Yellow > 5.0

## Notes

Occupational Exposure Control Effectiveness	4Q/09	1Q/10	2Q/10	3Q/10	4Q/10	1Q/11	2Q/11	3Q/11
High radiation area occurrences	0	0	0	0	0	0	1	0
Very high radiation area occurrences	0	0	0	0	0	0	0	0
Unintended exposure occurrences	0	0	0	0	0	0	0	0
<b>Indicator value</b>	<b>0</b>	<b>0</b>	<b>0</b>	<b>0</b>	<b>0</b>	<b>0</b>	<b>1</b>	<b>1</b>

Licensee Comments: none

# RETS/ODCM Radiological Effluent



Thresholds: White > 1.0 Yellow > 3.0

## Notes

RETS/ODCM Radiological Effluent	4Q/09	1Q/10	2Q/10	3Q/10	4Q/10	1Q/11	2Q/11	3Q/11
RETS/ODCM occurrences	0	0	0	0	0	0	0	0
Indicator value	0	0	0	0	0	0	0	0

Licensee Comments: none

[Security](#) information not publicly available.