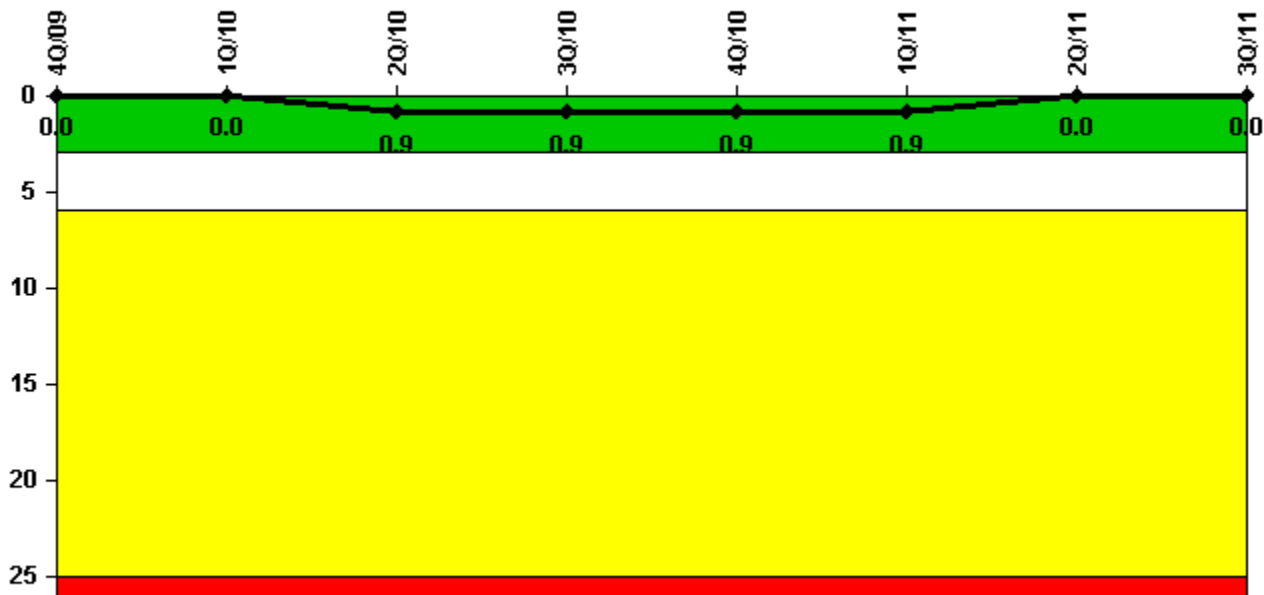


# Farley 2

## 3Q/2011 Performance Indicators

Licensee's General Comments: May 2011 NRC inspection all DEP and Key ERO participation credit resulting from an ENN Communicator JPM has been removed from June 2011 back through July of 2010.

### Unplanned Scrams per 7000 Critical Hrs



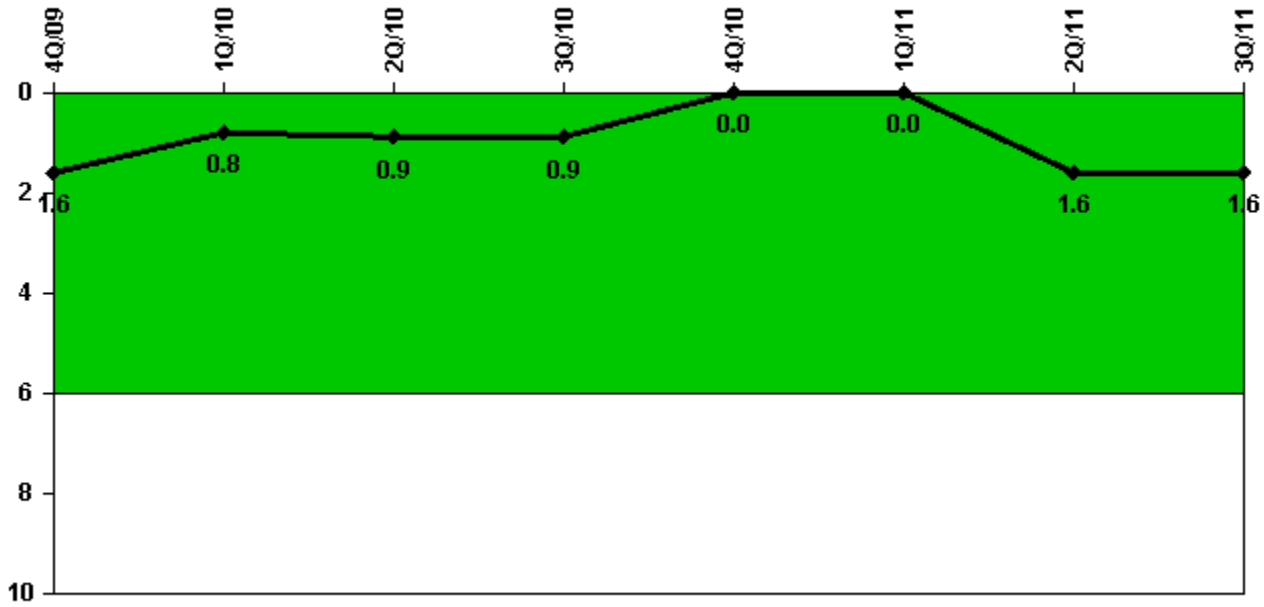
Thresholds: White > 3.0 Yellow > 6.0 Red > 25.0

### Notes

Unplanned Scrams per 7000 Critical Hrs	4Q/09	1Q/10	2Q/10	3Q/10	4Q/10	1Q/11	2Q/11	3Q/11
Unplanned scrams	0	0	1.0	0	0	0	0	0
Critical hours	2138.0	2159.0	1173.3	2208.0	2209.0	2023.9	2184.0	2208.0
Indicator value	0	0	0.9	0.9	0.9	0.9	0	0

Licensee Comments: none

## Unplanned Power Changes per 7000 Critical Hrs



Thresholds: White > 6.0

### Notes

Unplanned Power Changes per 7000 Critical Hrs	4Q/09	1Q/10	2Q/10	3Q/10	4Q/10	1Q/11	2Q/11	3Q/11
Unplanned power changes	1.0	0	0	0	0	0	2.0	0
Critical hours	2138.0	2159.0	1173.3	2208.0	2209.0	2023.9	2184.0	2208.0
Indicator value	1.6	0.8	0.9	0.9	0	0	1.6	1.6

Licensee Comments: none

# Unplanned Scrams with Complications



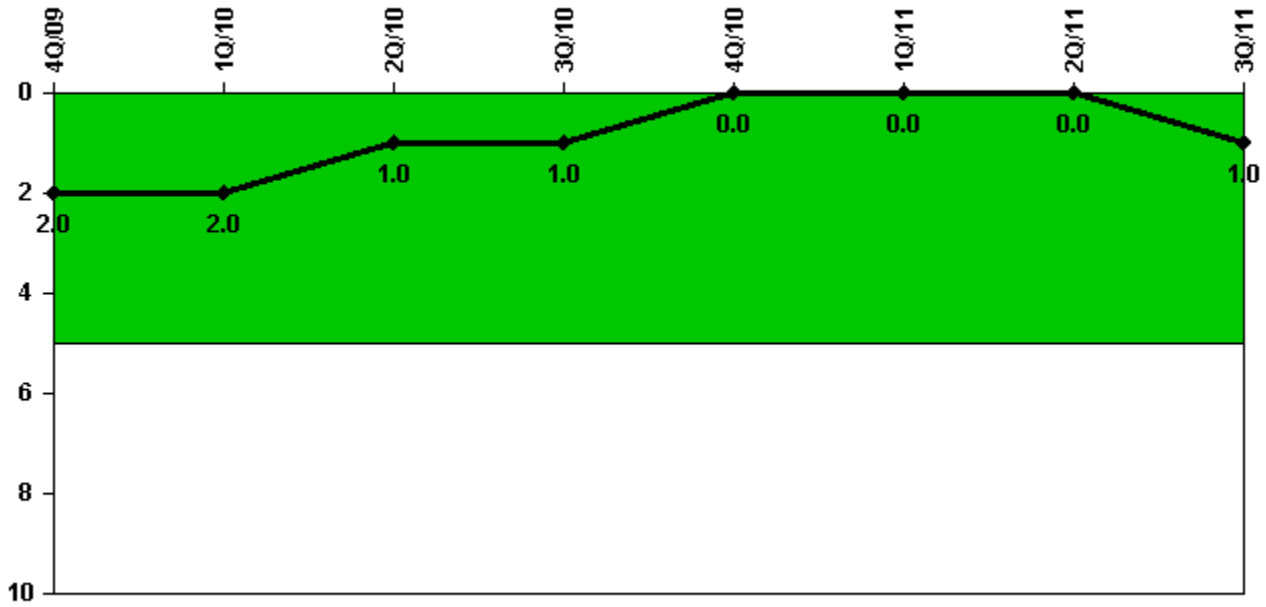
Thresholds: White > 1.0

## Notes

Unplanned Scrams with Complications	4Q/09	1Q/10	2Q/10	3Q/10	4Q/10	1Q/11	2Q/11	3Q/11
Scrams with complications	0	0	0	0	0	0	0	0
Indicator value	0.0	0.0	0.0	0.0	0.0	0.0	0.0	0.0

Licensee Comments: none

## Safety System Functional Failures (PWR)




Thresholds: White > 5.0

### Notes

Safety System Functional Failures (PWR)	4Q/09	1Q/10	2Q/10	3Q/10	4Q/10	1Q/11	2Q/11	3Q/11
Safety System Functional Failures	1	0	0	0	0	0	0	1
Indicator value	2	2	1	1	0	0	0	1

Licensee Comments: none

# Mitigating Systems Performance Index, Emergency AC Power System



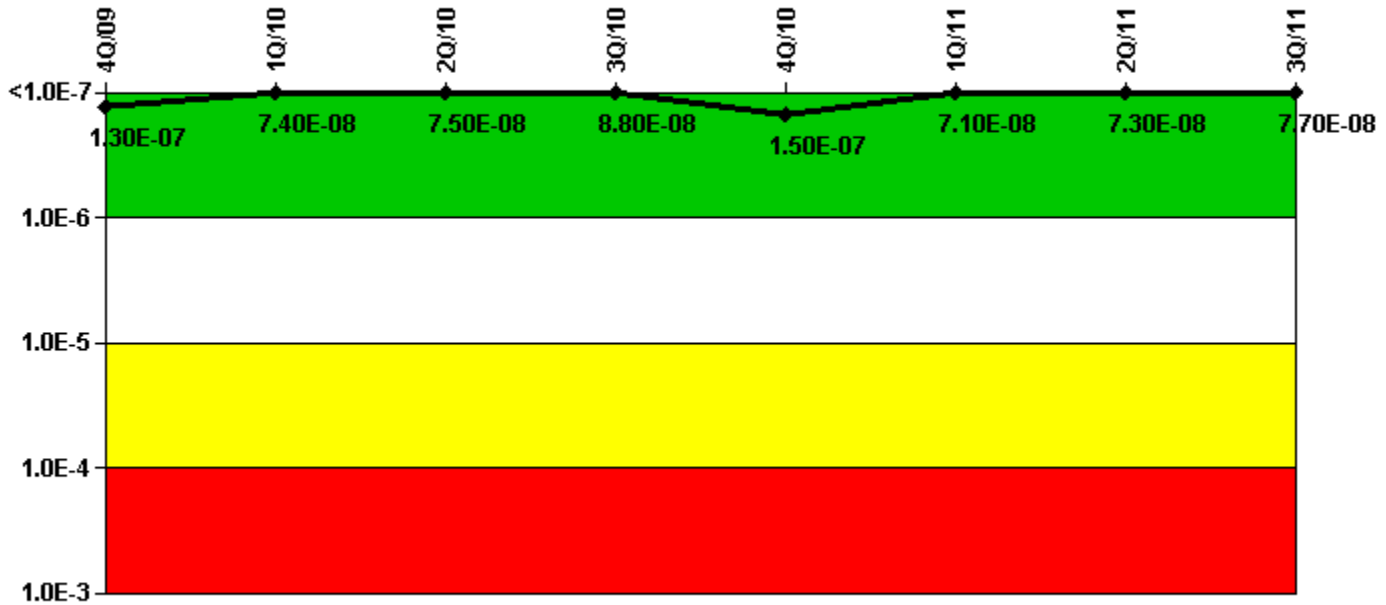
Thresholds: White > 1.00E-6 Yellow > 1.00E-5 Red > 1.00E-4

## Notes

Mitigating Systems Performance Index, Emergency AC Power System	4Q/09	1Q/10	2Q/10	3Q/10	4Q/10	1Q/11	2Q/11	3Q/11
UAI ( $\Delta$ CDF)	8.10E-07	5.71E-07	5.73E-07	5.59E-07	5.17E-07	-8.14E-09	-8.14E-09	-9.41E-08
URI ( $\Delta$ CDF)	-7.30E-07	-7.31E-07	-7.31E-07	-7.31E-07	-7.29E-07	-7.29E-07	-7.29E-07	-9.97E-07
PLE	NO	NO	NO	NO	NO	NO	NO	NO
Indicator value	8.00E-08	-1.60E-07	-1.60E-07	-1.70E-07	-2.10E-07	-7.40E-07	-7.40E-07	-1.10E-06

Licensee Comments: none

# Mitigating Systems Performance Index, High Pressure Injection System



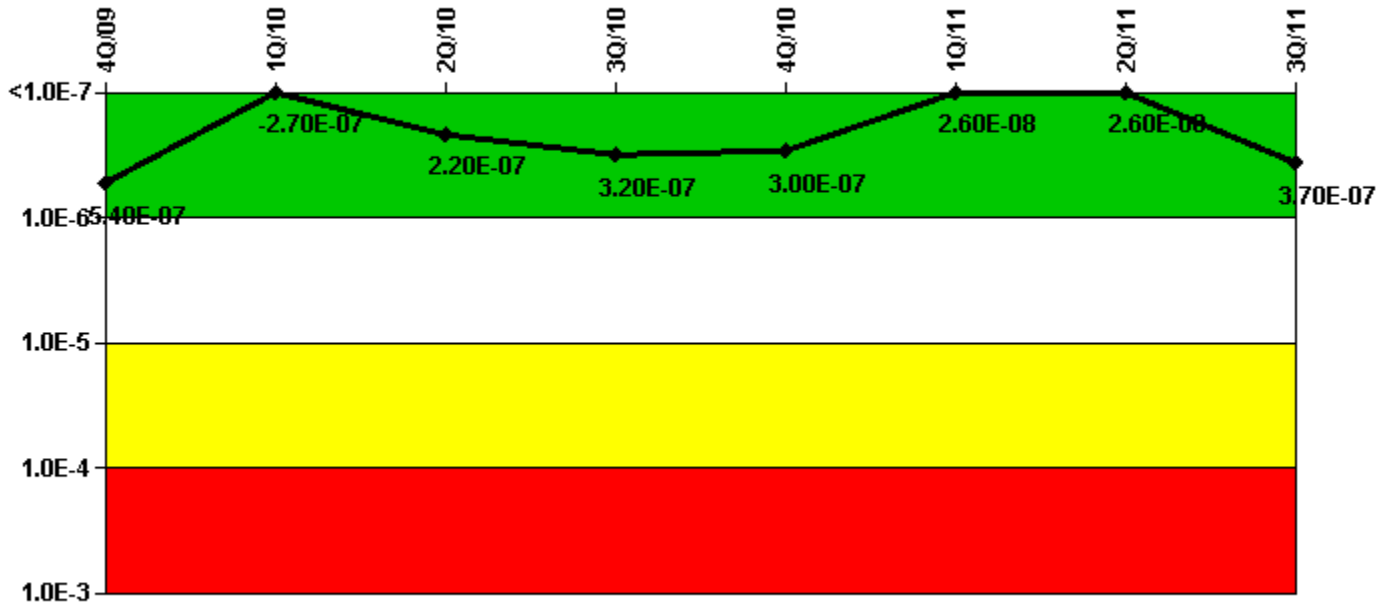
Thresholds: White > 1.00E-6 Yellow > 1.00E-5 Red > 1.00E-4

## Notes

Mitigating Systems Performance Index, High Pressure Injection System	4Q/09	1Q/10	2Q/10	3Q/10	4Q/10	1Q/11	2Q/11	3Q/11
UAI ( $\Delta$ CDF)	1.00E-07	4.40E-08	4.45E-08	5.85E-08	1.22E-07	4.05E-08	4.30E-08	4.69E-08
URI ( $\Delta$ CDF)	3.00E-08	3.00E-08	3.00E-08	3.00E-08	3.01E-08	3.01E-08	3.01E-08	3.01E-08
PLE	NO	NO	NO	NO	NO	NO	NO	NO
Indicator value	1.30E-07	7.40E-08	7.50E-08	8.80E-08	1.50E-07	7.10E-08	7.30E-08	7.70E-08

Licensee Comments: none

# Mitigating Systems Performance Index, Heat Removal System



Thresholds: White > 1.00E-6 Yellow > 1.00E-5 Red > 1.00E-4

## Notes

Mitigating Systems Performance Index, Heat Removal System	4Q/09	1Q/10	2Q/10	3Q/10	4Q/10	1Q/11	2Q/11	3Q/11
UAI (ΔCDF)	1.10E-07	8.12E-08	7.72E-08	1.77E-07	1.45E-07	-1.27E-07	-1.27E-07	-9.74E-08
URI (ΔCDF)	4.30E-07	-3.53E-07	1.47E-07	1.47E-07	1.53E-07	1.53E-07	1.53E-07	4.63E-07
PLE	NO	NO	NO	NO	NO	NO	NO	NO
Indicator value	5.40E-07	-2.70E-07	2.20E-07	3.20E-07	3.00E-07	2.60E-08	2.60E-08	3.70E-07

Licensee Comments:

3Q/11: Risk Cap Invoked.

# Mitigating Systems Performance Index, Residual Heat Removal System



Thresholds: White > 1.00E-6 Yellow > 1.00E-5 Red > 1.00E-4

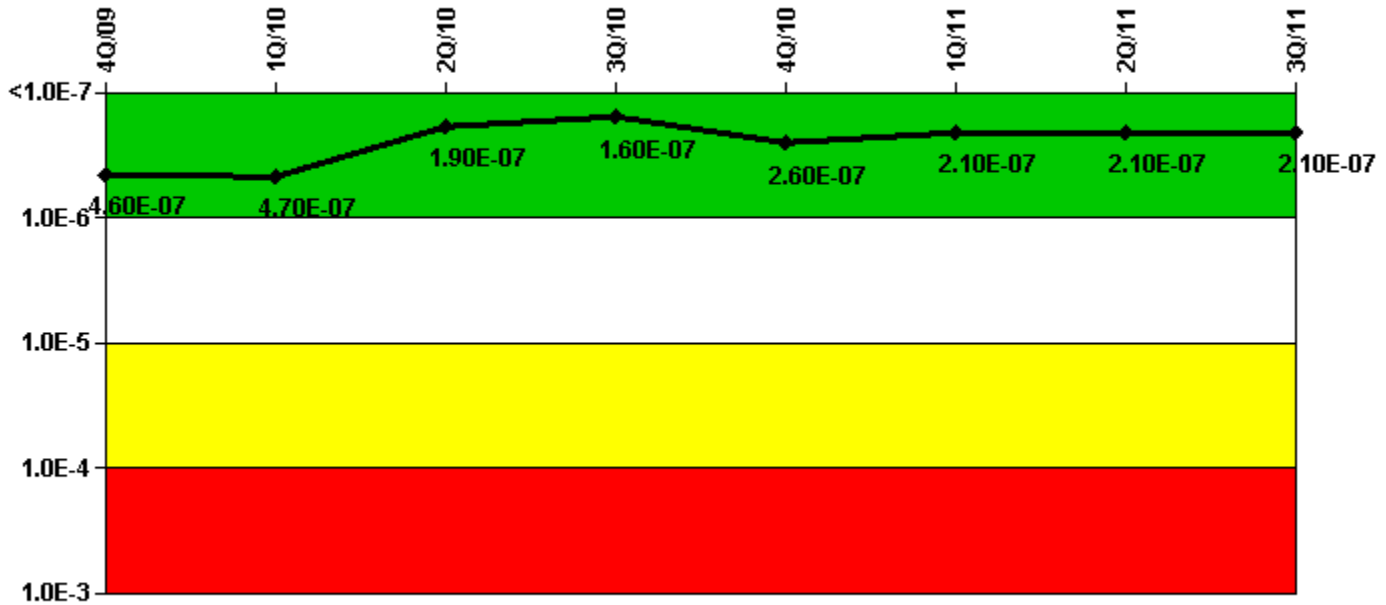
## Notes

Mitigating Systems Performance Index, Residual Heat Removal System	4Q/09	1Q/10	2Q/10	3Q/10	4Q/10	1Q/11	2Q/11	3Q/11
UAI ( $\Delta$ CDF)	4.88E-08	-6.95E-08	-6.95E-08	-6.95E-08	-6.89E-08	-6.95E-08	2.35E-08	4.59E-09
URI ( $\Delta$ CDF)	3.14E-07	-1.86E-07	-1.85E-07	-1.85E-07	-1.85E-07	-1.85E-07	-1.84E-07	-1.84E-07
PLE	NO	NO	NO	NO	NO	NO	NO	NO
Indicator value	3.60E-07	-2.60E-07	-2.50E-07	-2.50E-07	-2.50E-07	-2.50E-07	-1.60E-07	-1.80E-07

Licensee Comments: none



# Mitigating Systems Performance Index, Cooling Water Systems



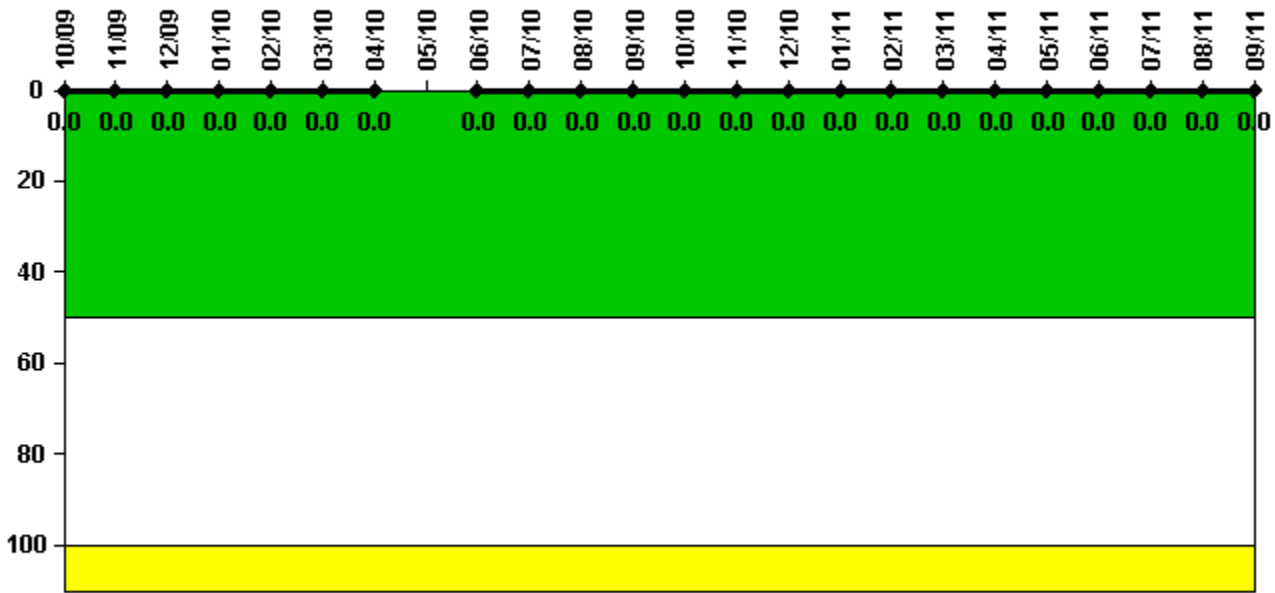
Thresholds: White > 1.00E-6 Yellow > 1.00E-5 Red > 1.00E-4

## Notes

Mitigating Systems Performance Index, Cooling Water Systems	4Q/09	1Q/10	2Q/10	3Q/10	4Q/10	1Q/11	2Q/11	3Q/11
UAI ( $\Delta$ CDF)	1.00E-07	1.10E-07	1.10E-07	8.81E-08	8.99E-08	4.32E-08	4.28E-08	4.28E-08
URI ( $\Delta$ CDF)	3.60E-07	3.55E-07	8.27E-08	7.35E-08	1.67E-07	1.66E-07	1.64E-07	1.64E-07
PLE	NO	NO	NO	NO	NO	NO	NO	NO
Indicator value	4.60E-07	4.70E-07	1.90E-07	1.60E-07	2.60E-07	2.10E-07	2.10E-07	2.10E-07

Licensee Comments: none

# Reactor Coolant System Activity



Thresholds: White > 50.0 Yellow > 100.0

## Notes

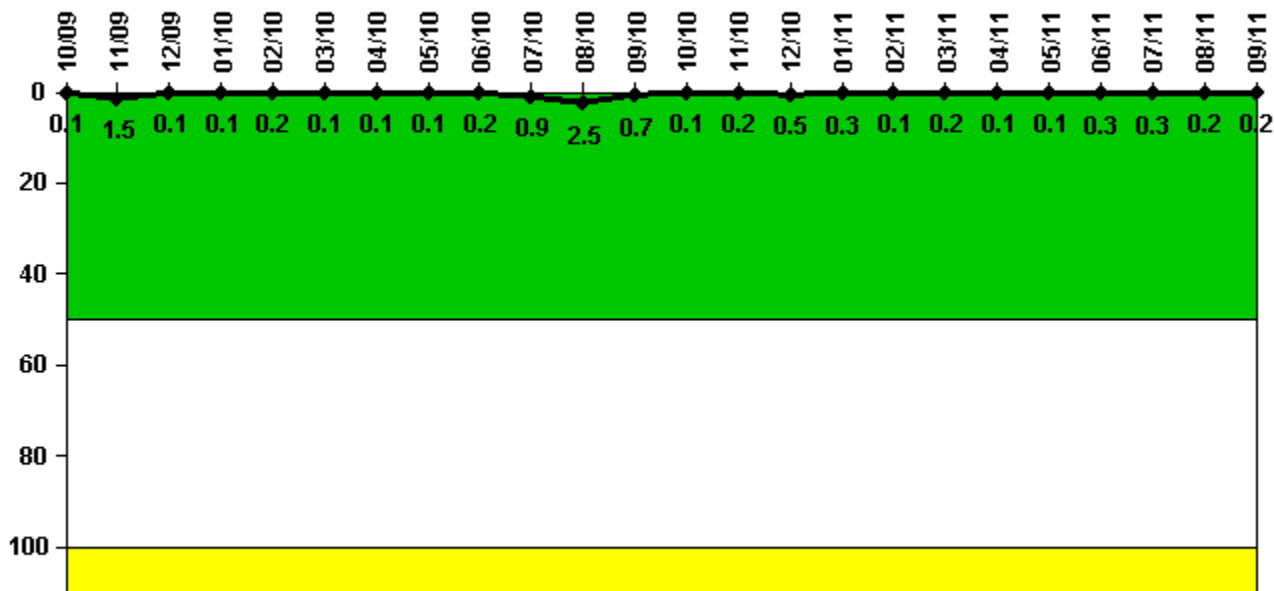
Reactor Coolant System Activity	10/09	11/09	12/09	1/10	2/10	3/10	4/10	5/10	6/10	7/10	8/10	9/10
Maximum activity	0.000052	0.000059	0.000057	0.000058	0.000059	0.000059	0.000050	N/A	0.000041	0.000037	0.000038	0.000042
Technical specification limit	0.5	0.5	0.5	0.5	0.5	0.5	0.5	0.5	0.5	0.5	0.5	0.5
Indicator value	0	0	0	0	0	0	0	N/A	0	0	0	0

Reactor Coolant System Activity	10/10	11/10	12/10	1/11	2/11	3/11	4/11	5/11	6/11	7/11	8/11	9/11
Maximum activity	0.000040	0.000052	0.000054	0.000061	0.000048	0.000046	0.000065	0.000070	0.000059	0.000058	0.000054	0.000057
Technical specification limit	0.5	0.5	0.5	0.5	0.5	0.5	0.5	0.5	0.5	0.5	0.5	0.5
Indicator value	0	0	0	0	0	0	0	0	0	0	0	0

Licensee Comments: none

# Reactor Coolant System Leakage



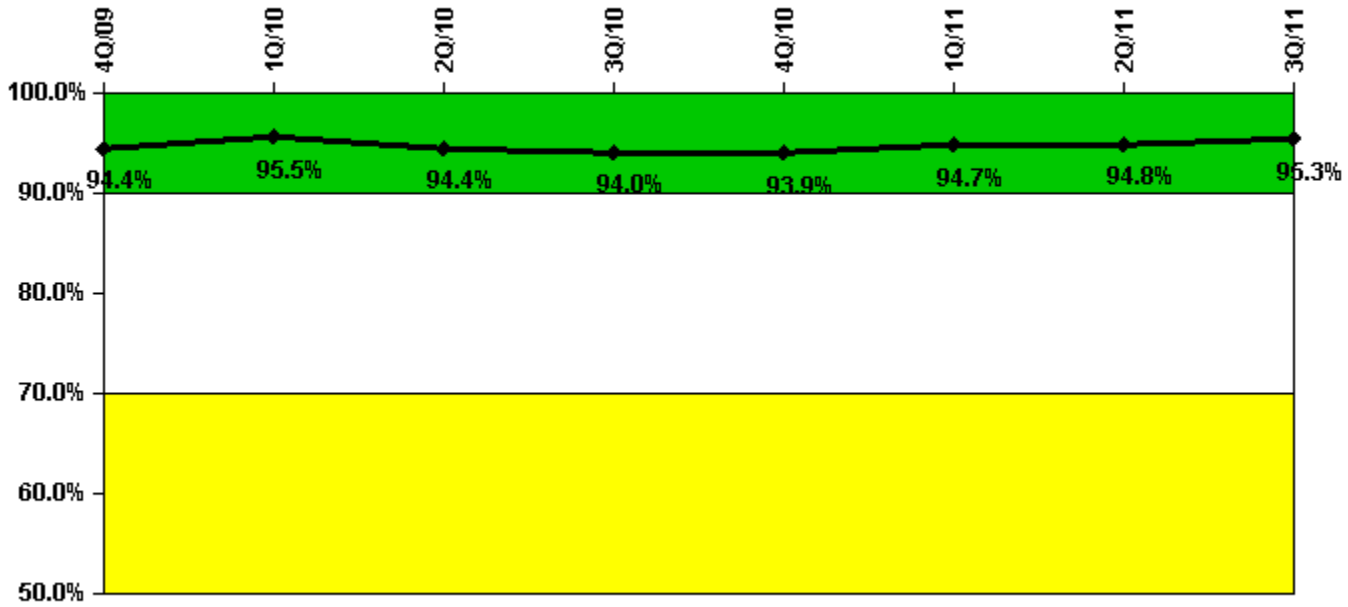
Thresholds: White > 50.0 Yellow > 100.0

## Notes

<b>Reactor Coolant System Leakage</b>	<b>10/09</b>	<b>11/09</b>	<b>12/09</b>	<b>1/10</b>	<b>2/10</b>	<b>3/10</b>	<b>4/10</b>	<b>5/10</b>	<b>6/10</b>	<b>7/10</b>	<b>8/10</b>	<b>9/10</b>
Maximum leakage	0.014	0.150	0.012	0.014	0.015	0.011	0.005	0.012	0.018	0.088	0.253	0.070
Technical specification limit	10.0	10.0	10.0	10.0	10.0	10.0	10.0	10.0	10.0	10.0	10.0	10.0
Indicator value	0.1	1.5	0.1	0.1	0.2	0.1	0.1	0.1	0.2	0.9	2.5	0.7
<b>Reactor Coolant System Leakage</b>	<b>10/10</b>	<b>11/10</b>	<b>12/10</b>	<b>1/11</b>	<b>2/11</b>	<b>3/11</b>	<b>4/11</b>	<b>5/11</b>	<b>6/11</b>	<b>7/11</b>	<b>8/11</b>	<b>9/11</b>
Maximum leakage	0.014	0.019	0.054	0.027	0.010	0.016	0.014	0.014	0.026	0.030	0.016	0.019
Technical specification limit	10.0	10.0	10.0	10.0	10.0	10.0	10.0	10.0	10.0	10.0	10.0	10.0
Indicator value	0.1	0.2	0.5	0.3	0.1	0.2	0.1	0.1	0.3	0.3	0.2	0.2

Licensee Comments: none

## Drill/Exercise Performance



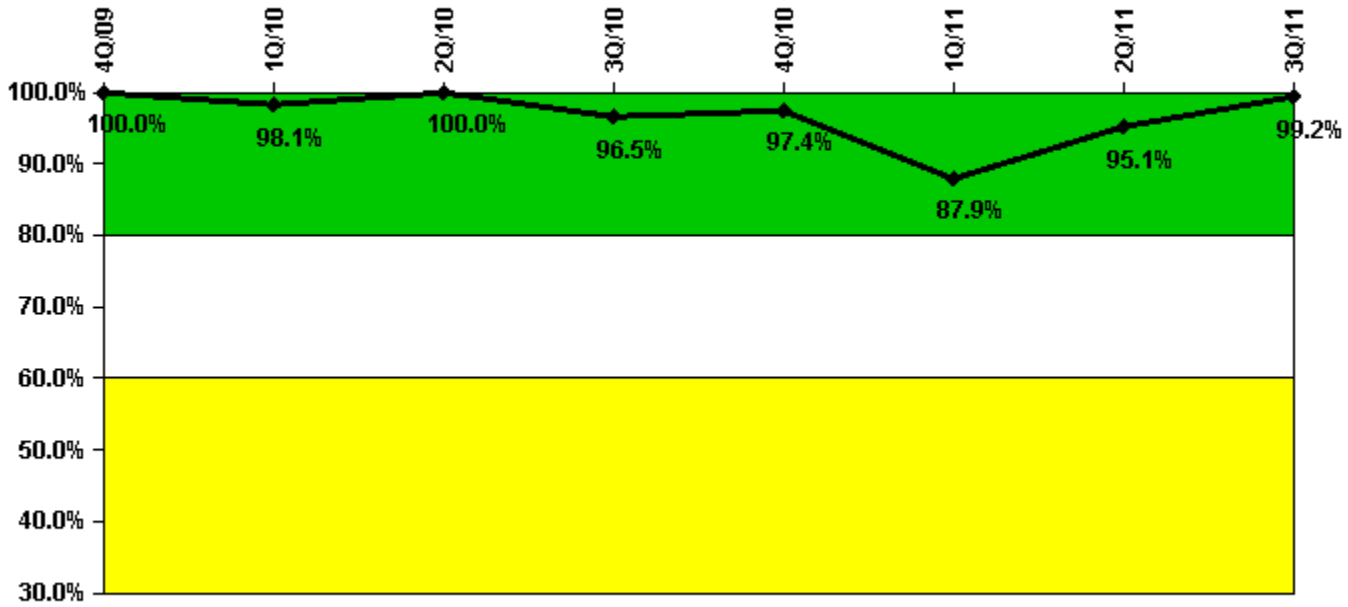
Thresholds: White < 90.0% Yellow < 70.0%

### Notes

Drill/Exercise Performance	4Q/09	1Q/10	2Q/10	3Q/10	4Q/10	1Q/11	2Q/11	3Q/11
Successful opportunities	30.0	21.0	20.0	14.0	11.0	31.0	59.0	55.0
Total opportunities	31.0	22.0	23.0	15.0	11.0	34.0	61.0	56.0
Indicator value	94.4%	95.5%	94.4%	94.0%	93.9%	94.7%	94.8%	95.3%

Licensee Comments: none

## ERO Drill Participation



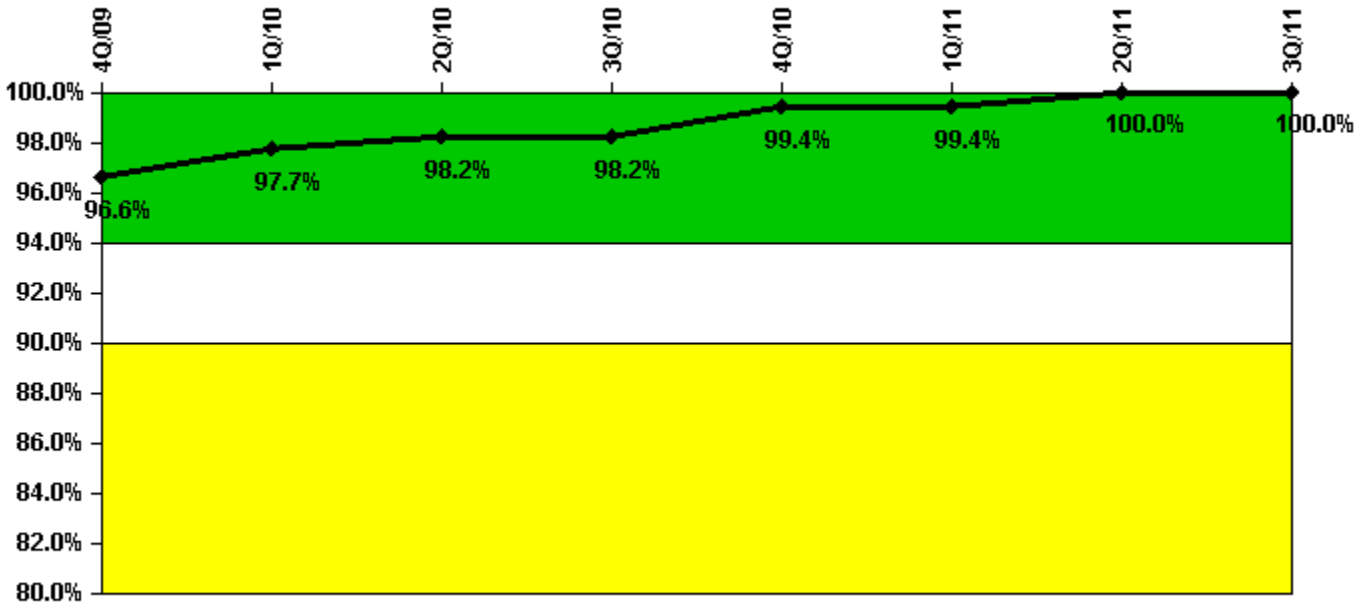
Thresholds: White < 80.0% Yellow < 60.0%

### Notes

ERO Drill Participation	4Q/09	1Q/10	2Q/10	3Q/10	4Q/10	1Q/11	2Q/11	3Q/11
Participating Key personnel	110.0	102.0	105.0	109.0	111.0	109.0	116.0	128.0
Total Key personnel	110.0	104.0	105.0	113.0	114.0	124.0	122.0	129.0
Indicator value	100.0%	98.1%	100.0%	96.5%	97.4%	87.9%	95.1%	99.2%

Licensee Comments: none

# Alert & Notification System



Thresholds: White < 94.0% Yellow < 90.0%

## Notes

Alert & Notification System	4Q/09	1Q/10	2Q/10	3Q/10	4Q/10	1Q/11	2Q/11	3Q/11
Successful siren-tests	40	42	38	42	42	39	42	42
Total sirens-tests	42	42	39	42	42	39	42	42
Indicator value	96.6%	97.7%	98.2%	98.2%	99.4%	99.4%	100.0%	100.0%

License Comments: none

# Occupational Exposure Control Effectiveness



Thresholds: White > 2.0 Yellow > 5.0

## Notes

Occupational Exposure Control Effectiveness	4Q/09	1Q/10	2Q/10	3Q/10	4Q/10	1Q/11	2Q/11	3Q/11
High radiation area occurrences	0	0	0	0	0	0	0	0
Very high radiation area occurrences	0	0	0	0	0	0	0	0
Unintended exposure occurrences	0	0	0	0	0	0	0	0
<b>Indicator value</b>	<b>0</b>	<b>0</b>	<b>0</b>	<b>0</b>	<b>0</b>	<b>0</b>	<b>0</b>	<b>0</b>

Licensee Comments: none

---

# RETS/ODCM Radiological Effluent



Thresholds: White > 1.0 Yellow > 3.0

## Notes

RETS/ODCM Radiological Effluent	4Q/09	1Q/10	2Q/10	3Q/10	4Q/10	1Q/11	2Q/11	3Q/11
RETS/ODCM occurrences	0	0	0	0	0	0	0	0
Indicator value	0	0	0	0	0	0	0	0

Licensee Comments: none

[Security](#) information not publicly available.