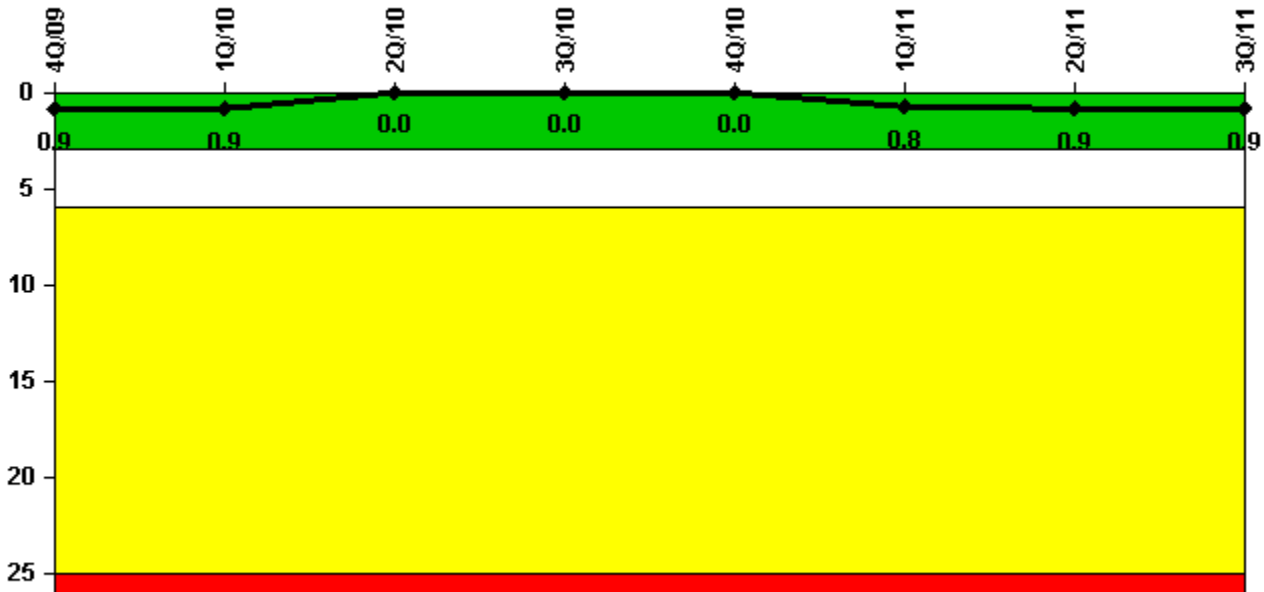


# Diablo Canyon 2

## 3Q/2011 Performance Indicators

Licensee's General Comments: none

### Unplanned Scrams per 7000 Critical Hrs



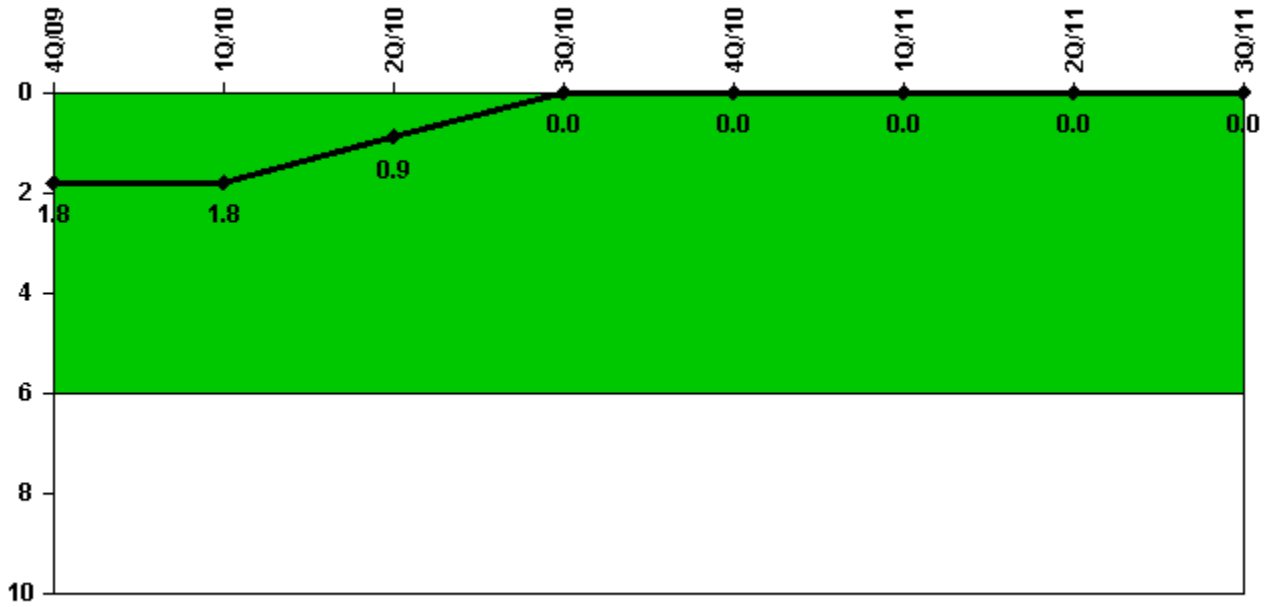
Thresholds: White > 3.0 Yellow > 6.0 Red > 25.0

### Notes

Unplanned Scrams per 7000 Critical Hrs	4Q/09	1Q/10	2Q/10	3Q/10	4Q/10	1Q/11	2Q/11	3Q/11
Unplanned scrams	0	0	0	0	0	1.0	0	0
Critical hours	1317.5	2159.0	2184.0	2208.0	2209.0	2052.5	1340.4	2208.0
Indicator value	0.9	0.9	0	0	0	0.8	0.9	0.9

Licensee Comments: none

## Unplanned Power Changes per 7000 Critical Hrs



Thresholds: White > 6.0

### Notes

Unplanned Power Changes per 7000 Critical Hrs	4Q/09	1Q/10	2Q/10	3Q/10	4Q/10	1Q/11	2Q/11	3Q/11
Unplanned power changes	0	0	0	0	0	0	0	0
Critical hours	1317.5	2159.0	2184.0	2208.0	2209.0	2052.5	1340.4	2208.0
Indicator value	1.8	1.8	0.9	0	0	0	0	0

Licensee Comments:

3Q/11: A Unit 2 power reduction on 09/02/2011 was excluded per NEI 99-02, Rev. 6, Appendix D as it was the result of high swells and ocean debris.

# Unplanned Scrams with Complications



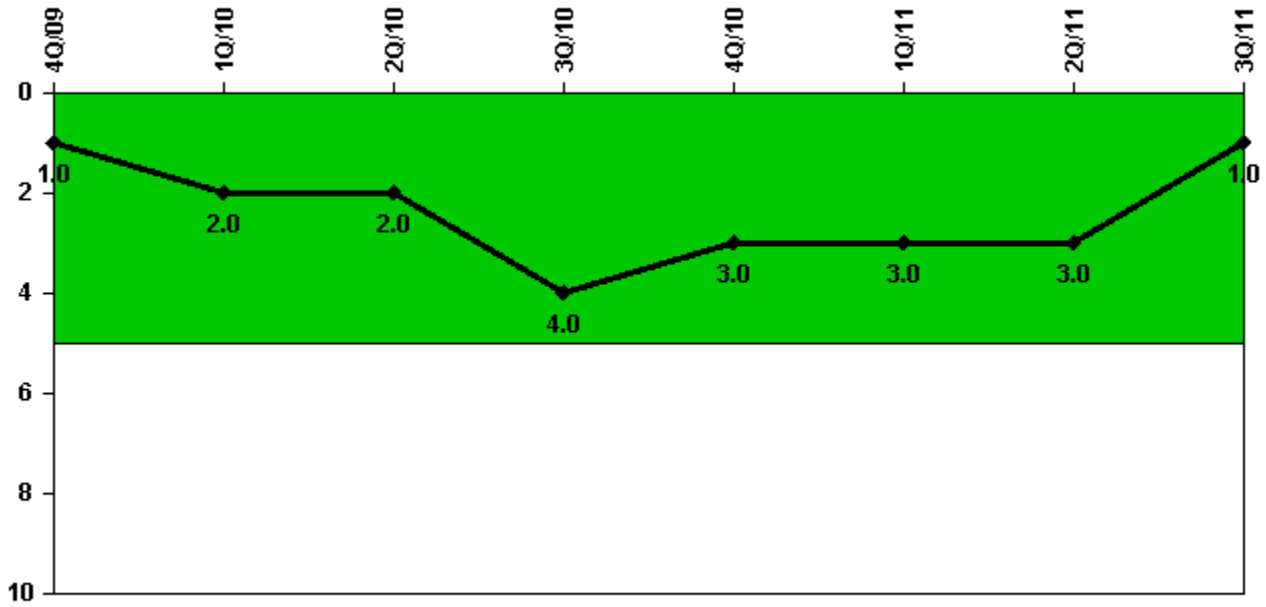
Thresholds: White > 1.0

## Notes

Unplanned Scrams with Complications	4Q/09	1Q/10	2Q/10	3Q/10	4Q/10	1Q/11	2Q/11	3Q/11
Scrams with complications	0	0	0	0	0	0	0	0
Indicator value	0.0	0.0	0.0	0.0	0.0	0.0	0.0	0.0

Licensee Comments: none

## Safety System Functional Failures (PWR)



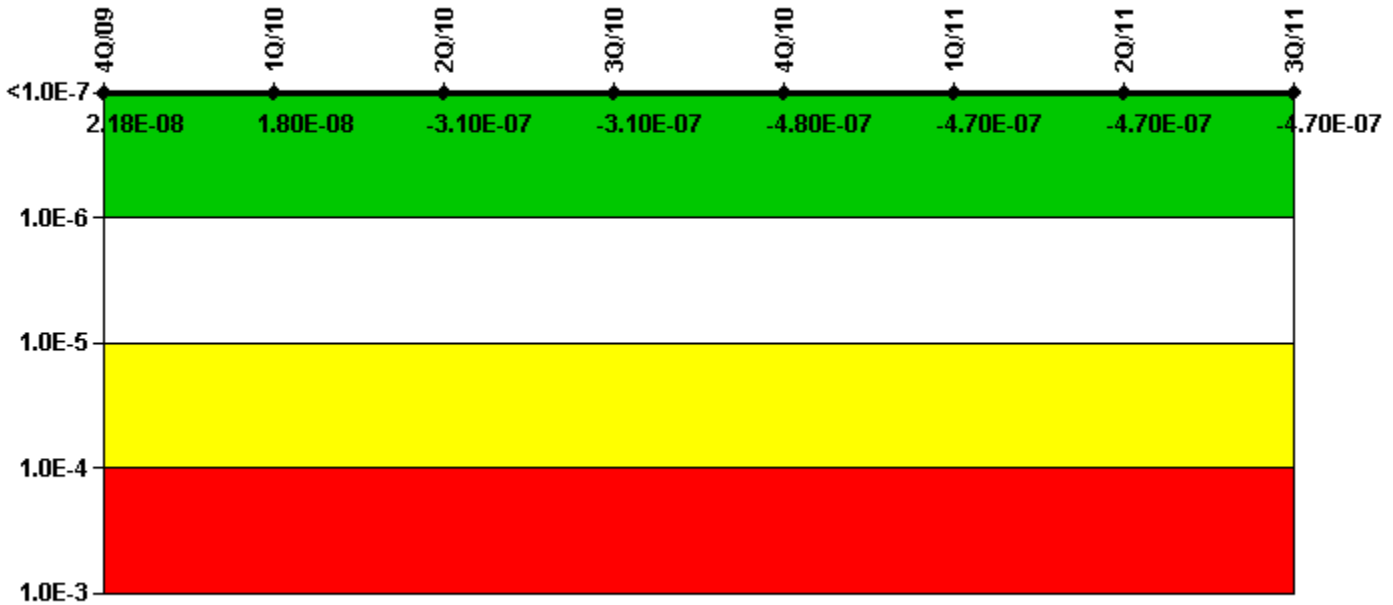
Thresholds: White > 5.0

### Notes

Safety System Functional Failures (PWR)	4Q/09	1Q/10	2Q/10	3Q/10	4Q/10	1Q/11	2Q/11	3Q/11
Safety System Functional Failures	1	1	0	2	0	1	0	0
Indicator value	1	2	2	4	3	3	3	1

Licensee Comments: none

# Mitigating Systems Performance Index, Emergency AC Power System




Thresholds: White > 1.00E-6 Yellow > 1.00E-5 Red > 1.00E-4

## Notes

Mitigating Systems Performance Index, Emergency AC Power System	4Q/09	1Q/10	2Q/10	3Q/10	4Q/10	1Q/11	2Q/11	3Q/11
UAI ( $\Delta$ CDF)	-2.20E-10	-3.74E-09	-7.01E-09	-5.16E-09	-7.01E-09	1.98E-09	5.16E-09	1.42E-09
URI ( $\Delta$ CDF)	2.20E-08	2.20E-08	-3.06E-07	-3.06E-07	-4.71E-07	-4.71E-07	-4.71E-07	-4.71E-07
PLE	NO	NO	NO	NO	NO	NO	NO	NO
Indicator value	2.18E-08	1.80E-08	-3.10E-07	-3.10E-07	-4.80E-07	-4.70E-07	-4.70E-07	-4.70E-07

Licensee Comments: none

# Mitigating Systems Performance Index, High Pressure Injection System




Thresholds: White > 1.00E-6 Yellow > 1.00E-5 Red > 1.00E-4

## Notes

Mitigating Systems Performance Index, High Pressure Injection System	4Q/09	1Q/10	2Q/10	3Q/10	4Q/10	1Q/11	2Q/11	3Q/11
UAI ( $\Delta$ CDF)	-3.40E-09	-3.36E-09	-3.36E-09	-3.20E-09	-3.36E-09	-3.36E-09	-3.10E-09	-3.36E-09
URI ( $\Delta$ CDF)	3.40E-08	3.35E-08	3.35E-08	3.35E-08	3.35E-08	3.35E-08	3.35E-08	3.35E-08
PLE	NO	NO	NO	NO	NO	NO	NO	NO
Indicator value	3.06E-08	3.00E-08	3.00E-08	3.00E-08	3.00E-08	3.00E-08	3.00E-08	3.00E-08

Licensee Comments: none

# Mitigating Systems Performance Index, Heat Removal System




Thresholds: White > 1.00E-6 Yellow > 1.00E-5 Red > 1.00E-4

## Notes

Mitigating Systems Performance Index, Heat Removal System	4Q/09	1Q/10	2Q/10	3Q/10	4Q/10	1Q/11	2Q/11	3Q/11
UAI ( $\Delta$ CDF)	2.80E-09	-7.35E-10	-7.35E-10	-7.35E-10	-7.35E-10	-1.96E-09	-2.45E-08	-2.45E-08
URI ( $\Delta$ CDF)	-8.90E-08	-8.86E-08	-8.86E-08	-8.86E-08	-8.86E-08	-9.47E-08	-9.47E-08	-9.04E-08
PLE	NO	NO	NO	NO	NO	NO	NO	NO
Indicator value	-8.62E-08	-8.90E-08	-8.90E-08	-8.90E-08	-8.90E-08	-9.70E-08	-1.20E-07	-1.10E-07

Licensee Comments: none

# Mitigating Systems Performance Index, Residual Heat Removal System



Thresholds: White > 1.00E-6 Yellow > 1.00E-5 Red > 1.00E-4


## Notes

Mitigating Systems Performance Index, Residual Heat Removal System	4Q/09	1Q/10	2Q/10	3Q/10	4Q/10	1Q/11	2Q/11	3Q/11
UAI ( $\Delta$ CDF)	-5.90E-09	5.48E-10	6.33E-10	-6.71E-10	1.63E-09	-2.41E-09	-1.80E-09	-5.94E-09
URI ( $\Delta$ CDF)	-2.50E-08	-2.53E-08	-2.53E-08	-2.53E-08	-2.53E-08	-2.53E-08	-2.53E-08	-2.53E-08
PLE	NO	NO	NO	NO	NO	NO	NO	NO
Indicator value	-3.09E-08	-2.50E-08	-2.50E-08	-2.60E-08	-2.40E-08	-2.80E-08	-2.70E-08	-3.10E-08

Licensee Comments: none



# Mitigating Systems Performance Index, Cooling Water Systems



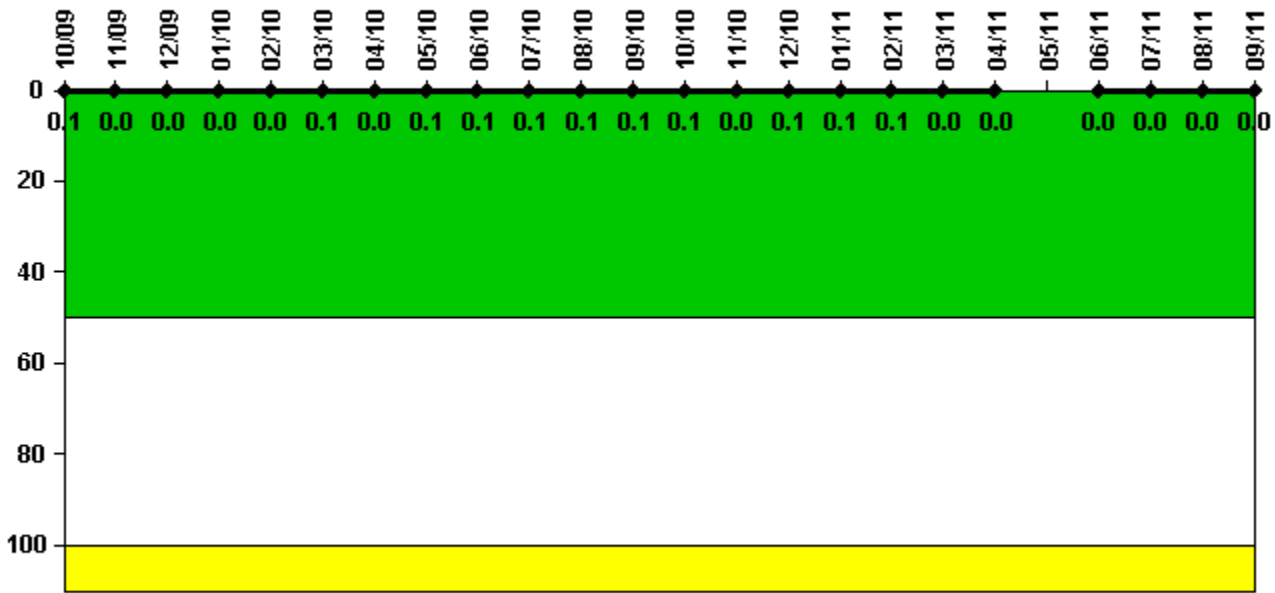
Thresholds: White > 1.00E-6 Yellow > 1.00E-5 Red > 1.00E-4

## Notes

Mitigating Systems Performance Index, Cooling Water Systems	4Q/09	1Q/10	2Q/10	3Q/10	4Q/10	1Q/11	2Q/11	3Q/11
UAI ( $\Delta$ CDF)	-1.90E-08	-2.65E-08	-2.12E-08	-1.55E-08	-1.75E-08	-2.26E-08	-1.62E-08	-1.77E-08
URI ( $\Delta$ CDF)	-2.00E-08	-1.98E-08	-1.98E-08	-1.98E-08	-1.98E-08	-2.41E-08	-2.41E-08	-2.41E-08
PLE	NO	NO	NO	NO	NO	NO	NO	NO
Indicator value	-3.90E-08	-4.60E-08	-4.10E-08	-3.50E-08	-3.70E-08	-4.70E-08	-4.00E-08	-4.20E-08

Licensee Comments: none

# Reactor Coolant System Activity



Thresholds: White > 50.0 Yellow > 100.0

## Notes

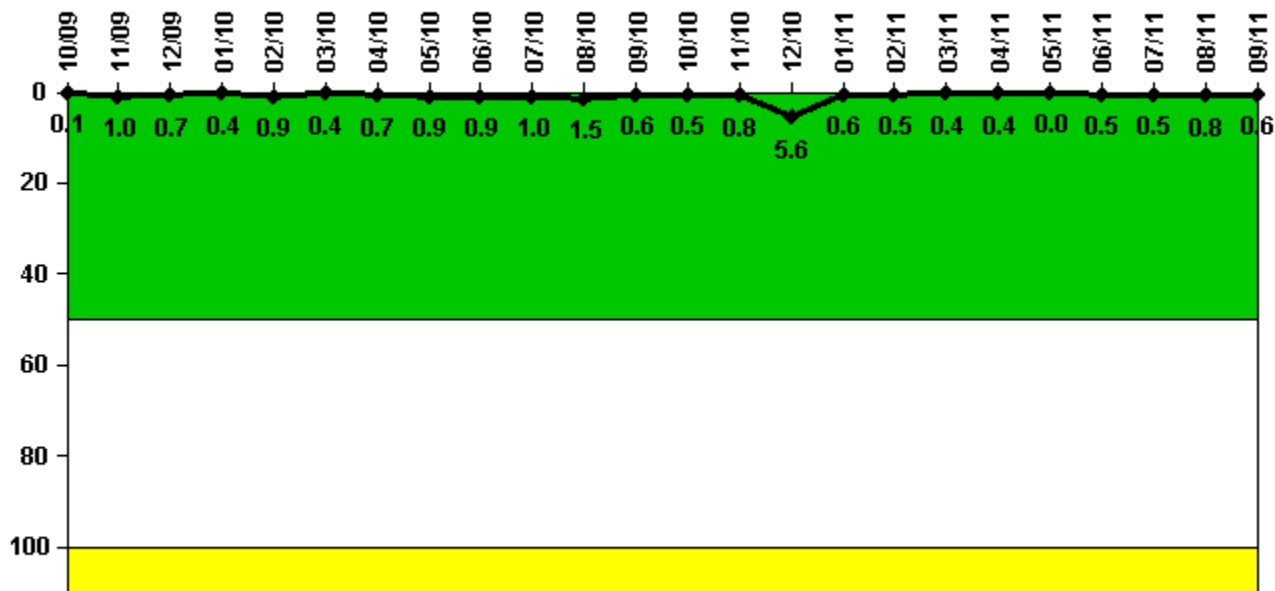
Reactor Coolant System Activity	10/09	11/09	12/09	1/10	2/10	3/10	4/10	5/10	6/10	7/10	8/10	9/10
Maximum activity	0.001130	0.000309	0.000461	0.000401	0.000480	0.000517	0.000469	0.000585	0.000535	0.000610	0.000545	0.000614
Technical specification limit	1.0	1.0	1.0	1.0	1.0	1.0	1.0	1.0	1.0	1.0	1.0	1.0
Indicator value	0.1	0	0	0	0	0.1	0	0.1	0.1	0.1	0.1	0.1

Reactor Coolant System Activity	10/10	11/10	12/10	1/11	2/11	3/11	4/11	5/11	6/11	7/11	8/11	9/11
Maximum activity	0.000558	0.000442	0.000514	0.000705	0.000622	0.000493	0.000489	N/A	0.000160	0.000167	0.000182	0.000171
Technical specification limit	1.0	1.0	1.0	1.0	1.0	1.0	1.0	1.0	1.0	1.0	1.0	1.0
Indicator value	0.1	0	0.1	0.1	0.1	0	0	N/A	0	0	0	0

Licensee Comments: none

## Reactor Coolant System Leakage



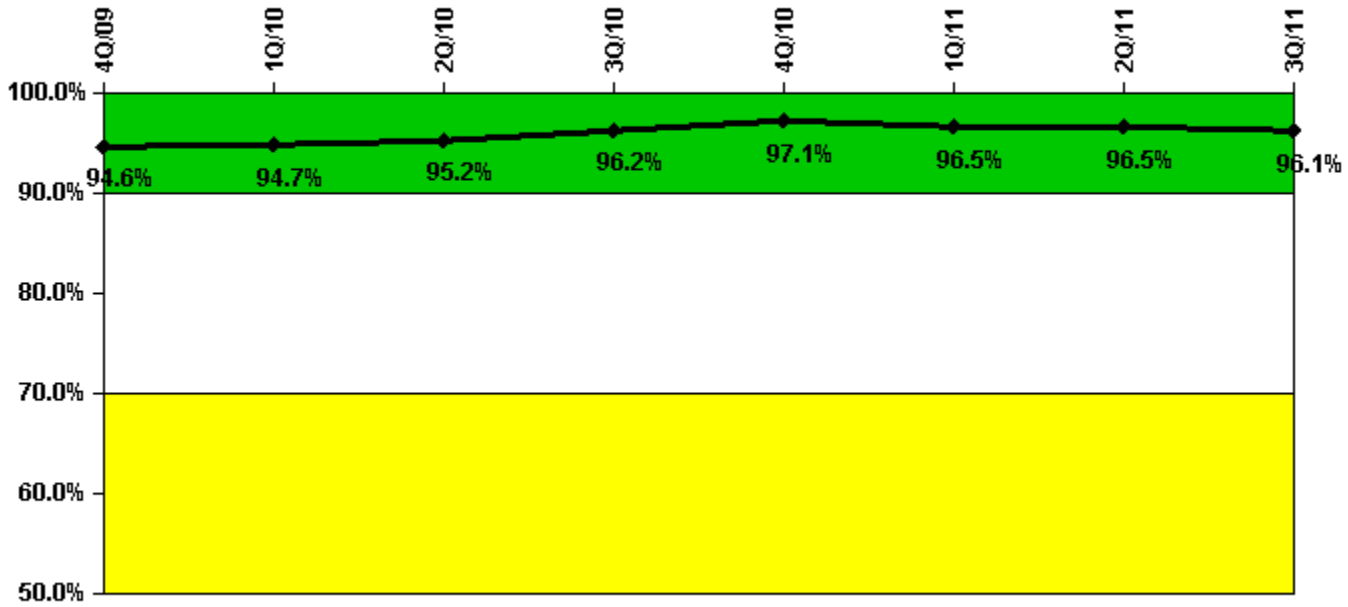
Thresholds: White > 50.0 Yellow > 100.0

### Notes

<b>Reactor Coolant System Leakage</b>	<b>10/09</b>	<b>11/09</b>	<b>12/09</b>	<b>1/10</b>	<b>2/10</b>	<b>3/10</b>	<b>4/10</b>	<b>5/10</b>	<b>6/10</b>	<b>7/10</b>	<b>8/10</b>	<b>9/10</b>
Maximum leakage	0.014	0.099	0.065	0.044	0.091	0.041	0.065	0.090	0.088	0.096	0.145	0.056
Technical specification limit	10.0	10.0	10.0	10.0	10.0	10.0	10.0	10.0	10.0	10.0	10.0	10.0
Indicator value	0.1	1.0	0.7	0.4	0.9	0.4	0.7	0.9	0.9	1.0	1.5	0.6
<b>Reactor Coolant System Leakage</b>	<b>10/10</b>	<b>11/10</b>	<b>12/10</b>	<b>1/11</b>	<b>2/11</b>	<b>3/11</b>	<b>4/11</b>	<b>5/11</b>	<b>6/11</b>	<b>7/11</b>	<b>8/11</b>	<b>9/11</b>
Maximum leakage	0.050	0.083	0.557	0.060	0.045	0.035	0.041	0	0.054	0.045	0.084	0.060
Technical specification limit	10.0	10.0	10.0	10.0	10.0	10.0	10.0	10.0	10.0	10.0	10.0	10.0
Indicator value	0.5	0.8	5.6	0.6	0.5	0.4	0.4	0	0.5	0.5	0.8	0.6

Licensee Comments: none

## Drill/Exercise Performance



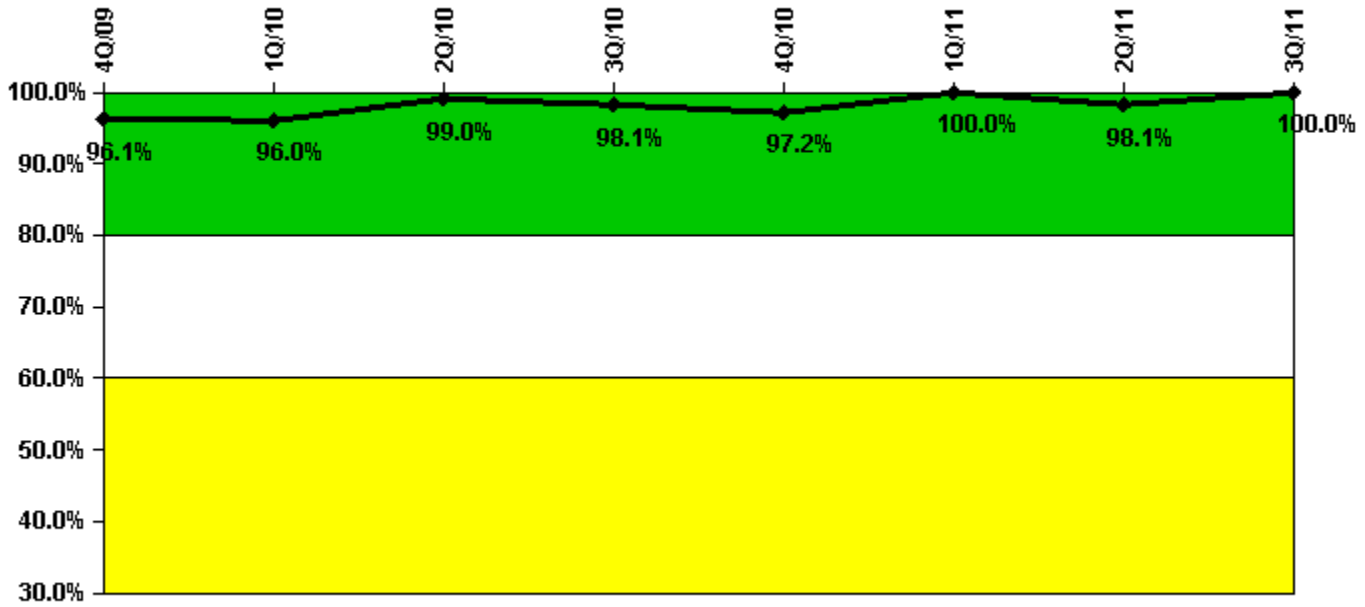
Thresholds: White < 90.0% Yellow < 70.0%

### Notes

Drill/Exercise Performance	4Q/09	1Q/10	2Q/10	3Q/10	4Q/10	1Q/11	2Q/11	3Q/11
Successful opportunities	40.0	35.0	59.0	24.0	16.0	45.0	21.0	9.0
Total opportunities	41.0	37.0	60.0	24.0	17.0	49.0	22.0	9.0
Indicator value	94.6%	94.7%	95.2%	96.2%	97.1%	96.5%	96.5%	96.1%

Licensee Comments: none

## ERO Drill Participation



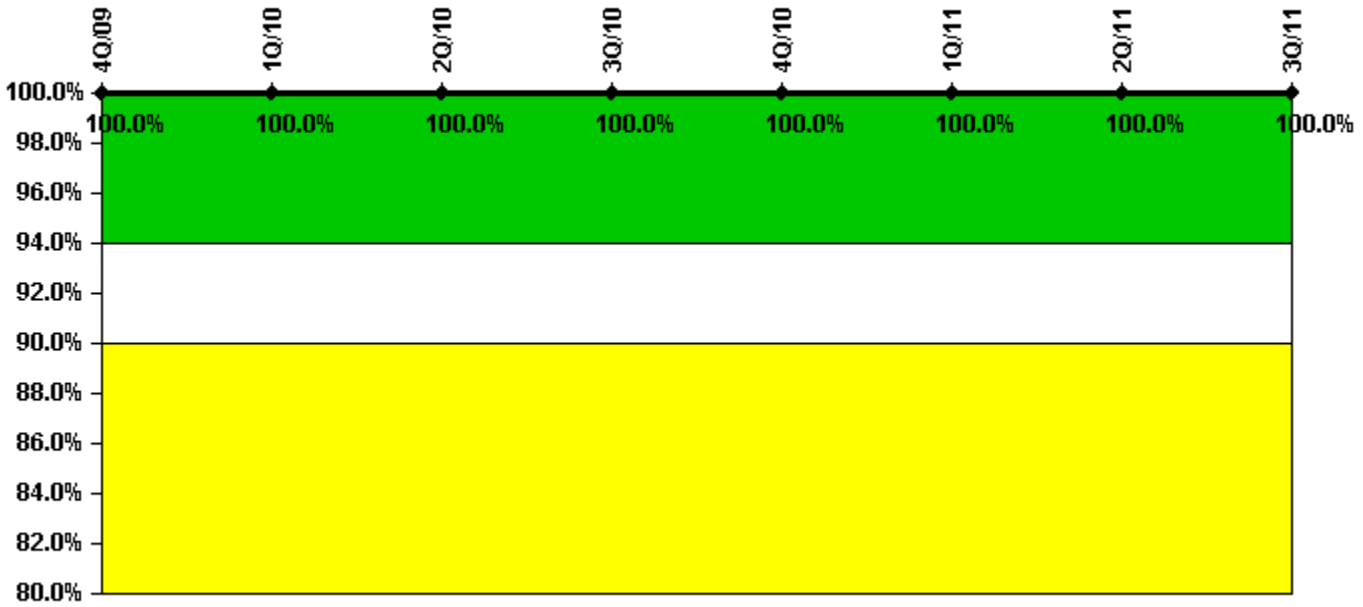
Thresholds: White < 80.0% Yellow < 60.0%

### Notes

ERO Drill Participation	4Q/09	1Q/10	2Q/10	3Q/10	4Q/10	1Q/11	2Q/11	3Q/11
Participating Key personnel	98.0	97.0	102.0	101.0	104.0	107.0	102.0	104.0
Total Key personnel	102.0	101.0	103.0	103.0	107.0	107.0	104.0	104.0
Indicator value	96.1%	96.0%	99.0%	98.1%	97.2%	100.0%	98.1%	100.0%

Licensee Comments: none

# Alert & Notification System



Thresholds: White < 94.0% Yellow < 90.0%

## Notes

Alert & Notification System	4Q/09	1Q/10	2Q/10	3Q/10	4Q/10	1Q/11	2Q/11	3Q/11
Successful siren-tests	916	1048	917	1310	917	1048	917	1309
Total sirens-tests	916	1048	917	1310	917	1048	917	1310
Indicator value	100.0%	100.0%	100.0%	100.0%	100.0%	100.0%	100.0%	100.0%

Licensee Comments: none

# Occupational Exposure Control Effectiveness



Thresholds: White > 2.0 Yellow > 5.0

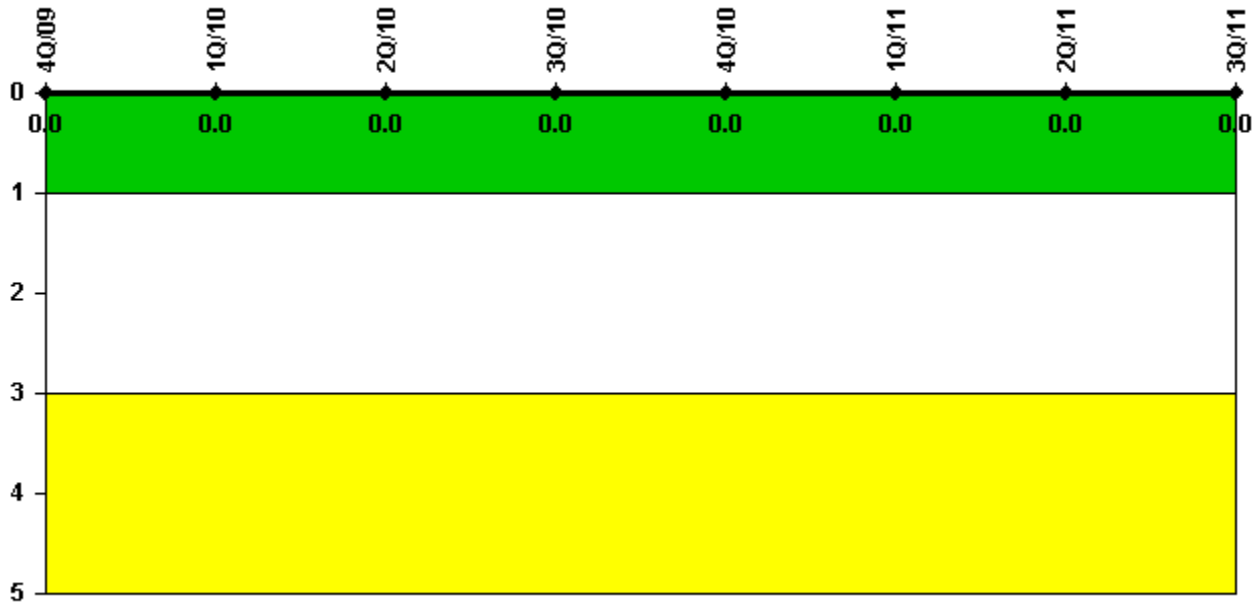
## Notes

Occupational Exposure Control Effectiveness	4Q/09	1Q/10	2Q/10	3Q/10	4Q/10	1Q/11	2Q/11	3Q/11
High radiation area occurrences	0	0	0	0	0	0	0	0
Very high radiation area occurrences	0	0	0	0	0	0	0	0
Unintended exposure occurrences	0	0	0	0	0	0	0	0
<b>Indicator value</b>	<b>0</b>	<b>0</b>	<b>0</b>	<b>0</b>	<b>0</b>	<b>0</b>	<b>0</b>	<b>0</b>

Licensee Comments: none

---

# RETS/ODCM Radiological Effluent



Thresholds: White > 1.0 Yellow > 3.0

## Notes

RETS/ODCM Radiological Effluent	4Q/09	1Q/10	2Q/10	3Q/10	4Q/10	1Q/11	2Q/11	3Q/11
RETS/ODCM occurrences	0	0	0	0	0	0	0	0
Indicator value	0	0	0	0	0	0	0	0

Licensee Comments: none

[Security](#) information not publicly available.