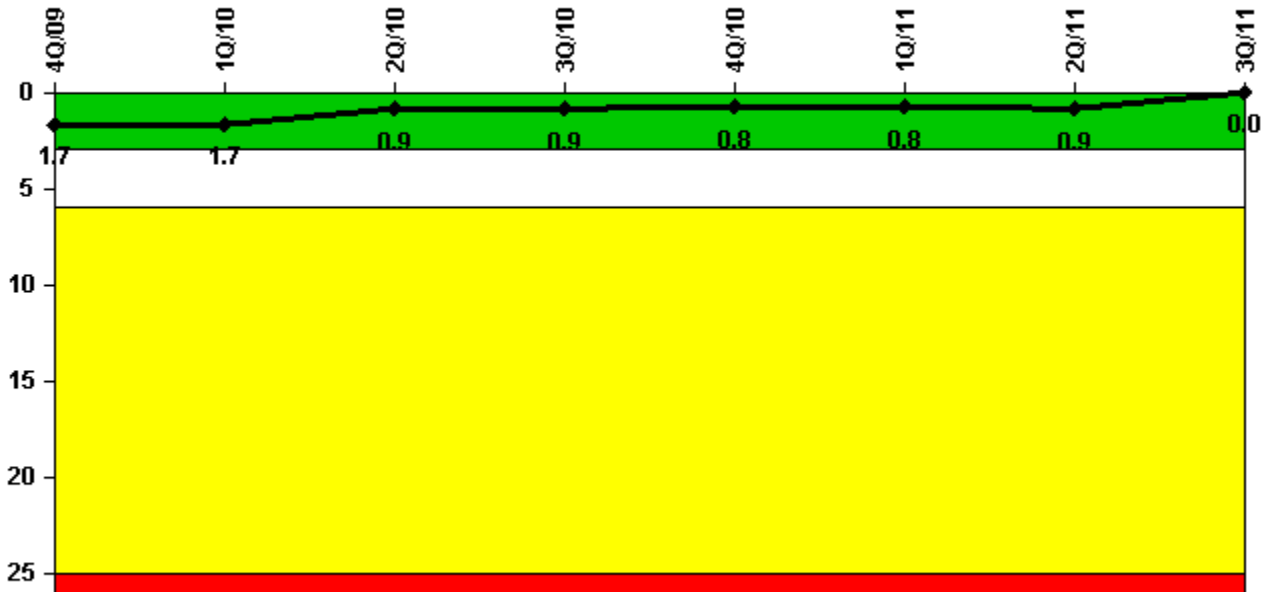


# Braidwood 2

## 3Q/2011 Performance Indicators

Licensee's General Comments: none

### Unplanned Scrams per 7000 Critical Hrs



Thresholds: White > 3.0 Yellow > 6.0 Red > 25.0

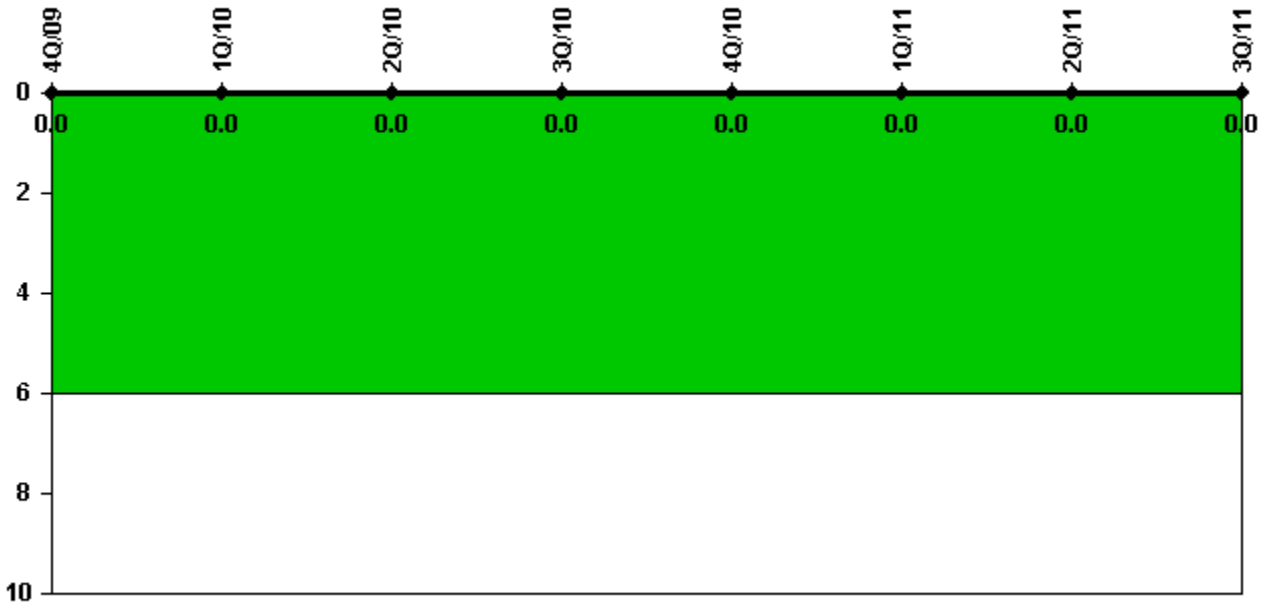
### Notes

Unplanned Scrams per 7000 Critical Hrs	4Q/09	1Q/10	2Q/10	3Q/10	4Q/10	1Q/11	2Q/11	3Q/11
Unplanned scrams	0	0	0	1.0	0	0	0	0
Critical hours	1744.4	2159.0	2184.0	2064.6	2209.0	2159.0	1616.5	2208.0
Indicator value	1.7	1.7	0.9	0.9	0.8	0.8	0.9	0

Licensee Comments: none

---

## Unplanned Power Changes per 7000 Critical Hrs



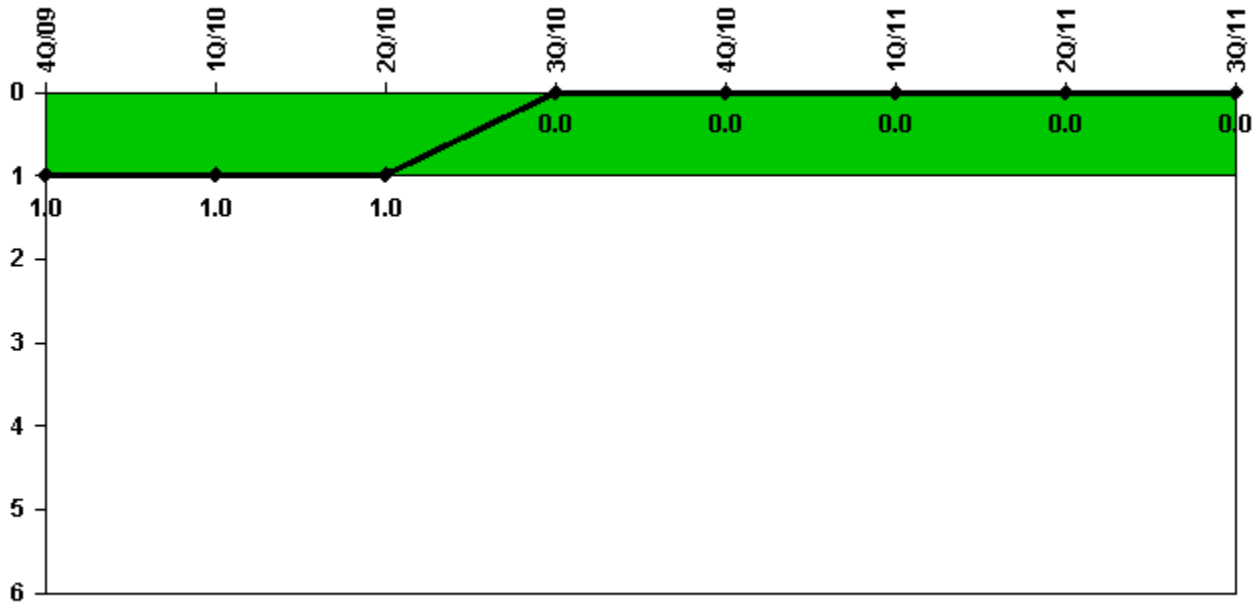
Thresholds: White > 6.0

### Notes

Unplanned Power Changes per 7000 Critical Hrs	4Q/09	1Q/10	2Q/10	3Q/10	4Q/10	1Q/11	2Q/11	3Q/11
Unplanned power changes	0	0	0	0	0	0	0	0
Critical hours	1744.4	2159.0	2184.0	2064.6	2209.0	2159.0	1616.5	2208.0
Indicator value	0	0	0	0	0	0	0	0

Licensee Comments: none

## Unplanned Scrams with Complications



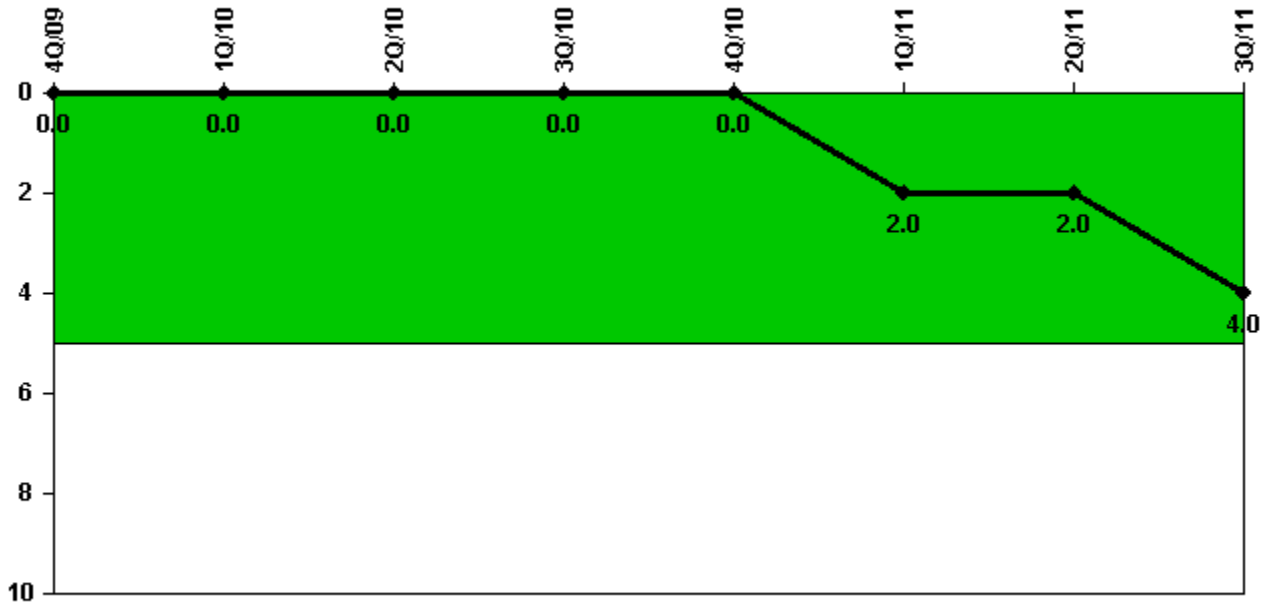
Thresholds: White > 1.0

### Notes

Unplanned Scrams with Complications	4Q/09	1Q/10	2Q/10	3Q/10	4Q/10	1Q/11	2Q/11	3Q/11
Scrams with complications	0	0	0	0	0	0	0	0
Indicator value	1.0	1.0	1.0	0.0	0.0	0.0	0.0	0.0

Licensee Comments: none

## Safety System Functional Failures (PWR)



Thresholds: White > 5.0

### Notes

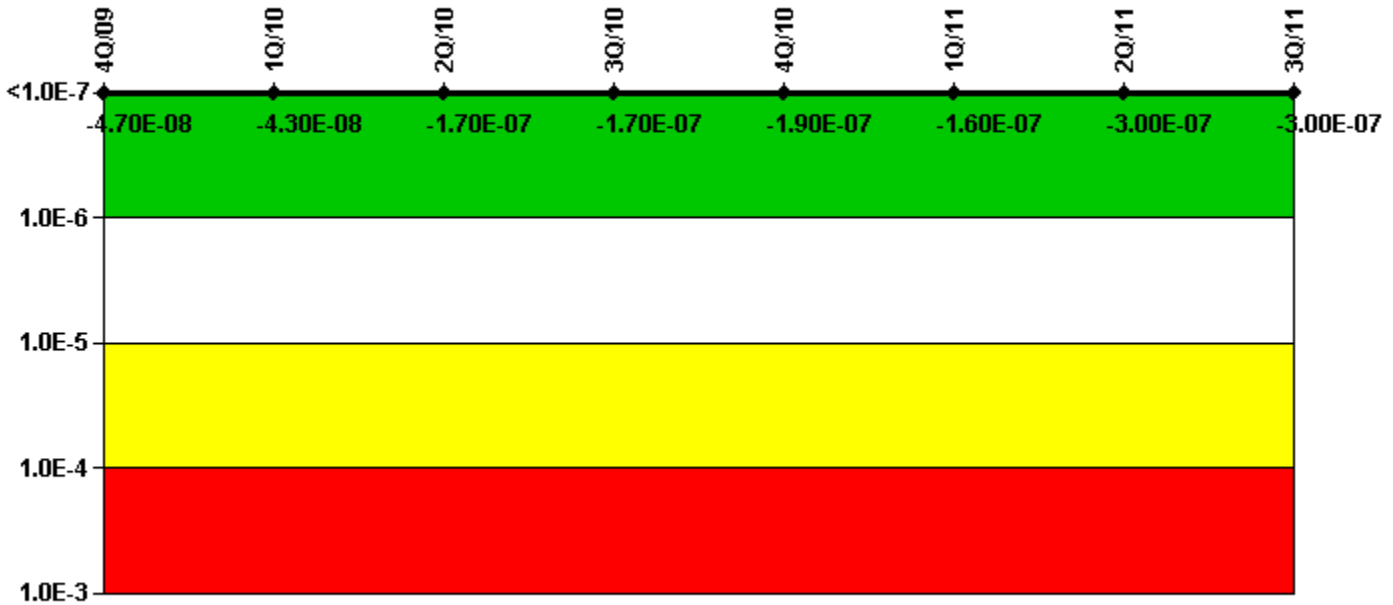
Safety System Functional Failures (PWR)	4Q/09	1Q/10	2Q/10	3Q/10	4Q/10	1Q/11	2Q/11	3Q/11
Safety System Functional Failures	0	0	0	0	0	2	0	2
Indicator value	0	0	0	0	0	2	2	4

Licensee Comments:

3Q/11: 2 SSFFs - 1) LER 2011-001-00, Asiatic Clam Shells in Essential Service Water Supply Piping to the 2A Auxiliary Feedwater Pump Resulted in Auxiliary Feedwater System Inoperability; and 2) LER 2011-002-00, Auxiliary Feedwater System Inoperability Due to Additional Asiatic Clam Shells in Essential Service Water Supply Piping

2Q/11: Update: 10/7/11 LER 2011-003-00 withdrawn - no SSFF.

# Mitigating Systems Performance Index, Emergency AC Power System




Thresholds: White > 1.00E-6 Yellow > 1.00E-5 Red > 1.00E-4

## Notes

Mitigating Systems Performance Index, Emergency AC Power System	4Q/09	1Q/10	2Q/10	3Q/10	4Q/10	1Q/11	2Q/11	3Q/11
UAI ( $\Delta$ CDF)	2.50E-08	2.30E-08	1.55E-08	1.06E-08	-2.84E-09	2.25E-08	3.29E-09	-1.56E-09
URI ( $\Delta$ CDF)	-7.20E-08	-6.57E-08	-1.84E-07	-1.83E-07	-1.84E-07	-1.80E-07	-3.03E-07	-3.00E-07
PLE	NO	NO	NO	NO	NO	NO	NO	NO
Indicator value	-4.70E-08	-4.30E-08	-1.70E-07	-1.70E-07	-1.90E-07	-1.60E-07	-3.00E-07	-3.00E-07

Licensee Comments: none

# Mitigating Systems Performance Index, High Pressure Injection System




Thresholds: White > 1.00E-6 Yellow > 1.00E-5 Red > 1.00E-4

## Notes

Mitigating Systems Performance Index, High Pressure Injection System	4Q/09	1Q/10	2Q/10	3Q/10	4Q/10	1Q/11	2Q/11	3Q/11
UAI ( $\Delta$ CDF)	-9.20E-08	-1.76E-08	-1.46E-08	-1.46E-08	-1.46E-08	-1.46E-08	-1.46E-08	-1.46E-08
URI ( $\Delta$ CDF)	-1.50E-08	-4.10E-09	-4.09E-09	-4.09E-09	-4.09E-09	-4.07E-09	-4.07E-09	-4.07E-09
PLE	NO	NO	NO	NO	NO	NO	NO	NO
Indicator value	-1.07E-07	-2.20E-08	-1.90E-08	-1.90E-08	-1.90E-08	-1.90E-08	-1.90E-08	-1.90E-08

Licensee Comments: none

# Mitigating Systems Performance Index, Heat Removal System



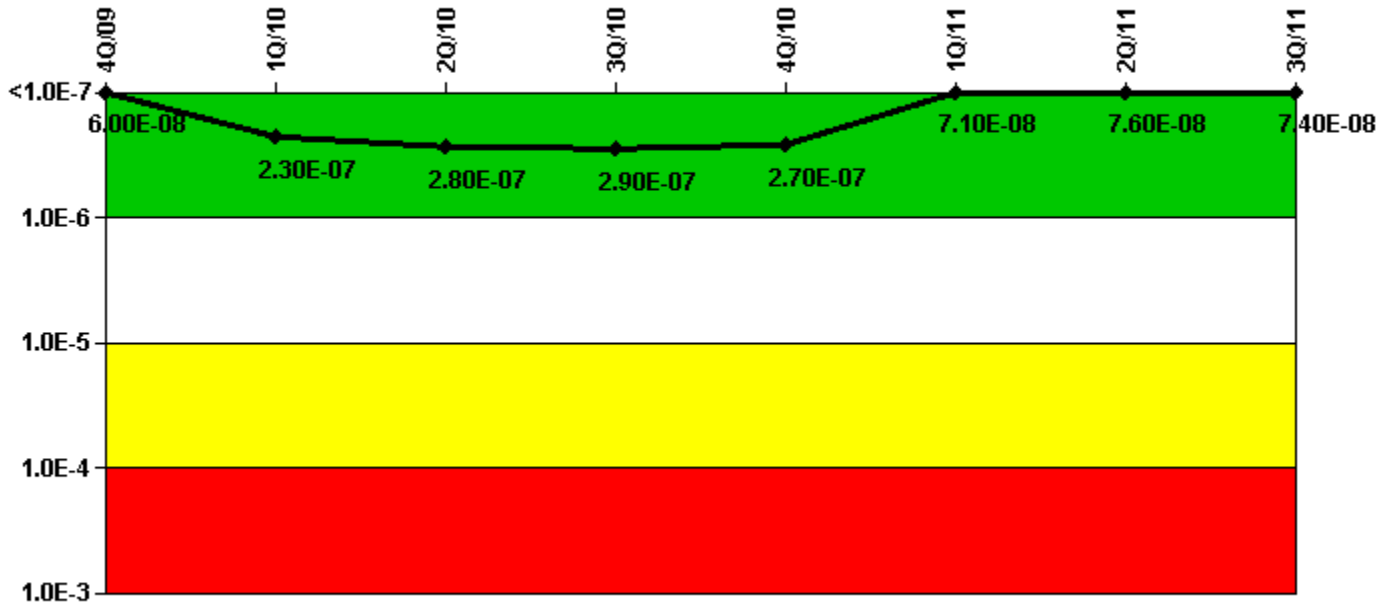
Thresholds: White > 1.00E-6 Yellow > 1.00E-5 Red > 1.00E-4

## Notes

Mitigating Systems Performance Index, Heat Removal System	4Q/09	1Q/10	2Q/10	3Q/10	4Q/10	1Q/11	2Q/11	3Q/11
UAI ( $\Delta$ CDF)	-1.31E-07	-3.61E-10	5.21E-09	1.16E-08	6.70E-09	-1.46E-08	8.32E-08	7.82E-08
URI ( $\Delta$ CDF)	-6.57E-07	-2.94E-07	-2.92E-07	-2.92E-07	-2.89E-07	-2.89E-07	-2.92E-07	-2.92E-07
PLE	NO	NO	NO	NO	NO	NO	NO	NO
Indicator value	-7.90E-07	-2.90E-07	-2.90E-07	-2.80E-07	-2.80E-07	-3.00E-07	-2.10E-07	-2.10E-07

Licensee Comments: none

# Mitigating Systems Performance Index, Residual Heat Removal System



Thresholds: White > 1.00E-6 Yellow > 1.00E-5 Red > 1.00E-4


## Notes

Mitigating Systems Performance Index, Residual Heat Removal System	4Q/09	1Q/10	2Q/10	3Q/10	4Q/10	1Q/11	2Q/11	3Q/11
UAI ( $\Delta$ CDF)	2.30E-07	3.32E-07	3.89E-07	3.94E-07	3.72E-07	1.73E-07	1.79E-07	1.78E-07
URI ( $\Delta$ CDF)	-1.70E-07	-1.06E-07	-1.05E-07	-1.04E-07	-1.04E-07	-1.02E-07	-1.03E-07	-1.03E-07
PLE	NO	NO	NO	NO	NO	NO	NO	NO
Indicator value	6.00E-08	2.30E-07	2.80E-07	2.90E-07	2.70E-07	7.10E-08	7.60E-08	7.40E-08

Licensee Comments: none



# Mitigating Systems Performance Index, Cooling Water Systems



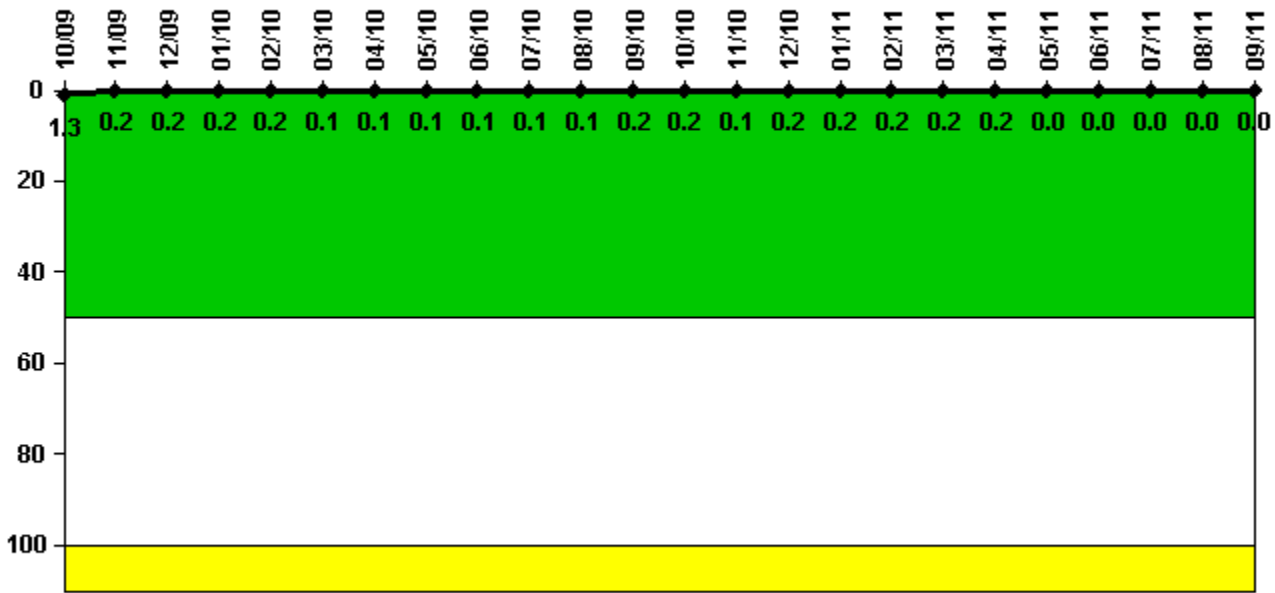
Thresholds: White > 1.00E-6 Yellow > 1.00E-5 Red > 1.00E-4

## Notes

Mitigating Systems Performance Index, Cooling Water Systems	4Q/09	1Q/10	2Q/10	3Q/10	4Q/10	1Q/11	2Q/11	3Q/11
UAI ( $\Delta$ CDF)	9.00E-08	1.61E-07	2.55E-07	2.66E-07	2.11E-07	2.70E-07	3.18E-07	2.94E-07
URI ( $\Delta$ CDF)	-1.50E-06	-5.70E-07	-5.72E-07	-5.79E-07	-5.81E-07	-5.81E-07	-5.84E-07	-5.86E-07
PLE	NO	NO	NO	NO	NO	NO	NO	NO
Indicator value	-1.41E-06	-4.10E-07	-3.20E-07	-3.10E-07	-3.70E-07	-3.10E-07	-2.70E-07	-2.90E-07

Licensee Comments: none

# Reactor Coolant System Activity



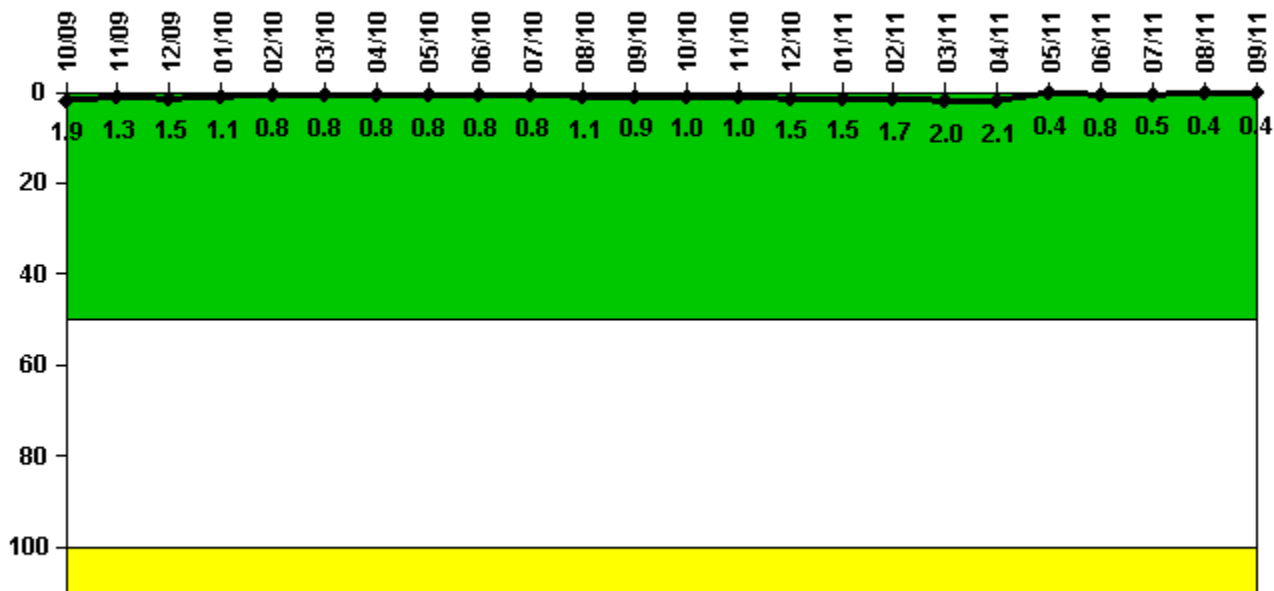
Thresholds: White > 50.0 Yellow > 100.0

## Notes

Reactor Coolant System Activity	10/09	11/09	12/09	1/10	2/10	3/10	4/10	5/10	6/10	7/10	8/10	9/10
Maximum activity	0.012700	0.001740	0.001840	0.001910	0.001950	0.001190	0.001210	0.001200	0.001270	0.001310	0.001340	0.001570
Technical specification limit	1.0	1.0	1.0	1.0	1.0	1.0	1.0	1.0	1.0	1.0	1.0	1.0
Indicator value	1.3	0.2	0.2	0.2	0.2	0.1	0.1	0.1	0.1	0.1	0.1	0.2
Reactor Coolant System Activity	10/10	11/10	12/10	1/11	2/11	3/11	4/11	5/11	6/11	7/11	8/11	9/11
Maximum activity	0.001580	0.001490	0.001580	0.001640	0.001690	0.001680	0.001680	0.000332	0.000348	0.000363	0.000383	0.000392
Technical specification limit	1.0	1.0	1.0	1.0	1.0	1.0	1.0	1.0	1.0	1.0	1.0	1.0
Indicator value	0.2	0.1	0.2	0.2	0.2	0.2	0.2	0	0	0	0	0

Licensee Comments: none

## Reactor Coolant System Leakage



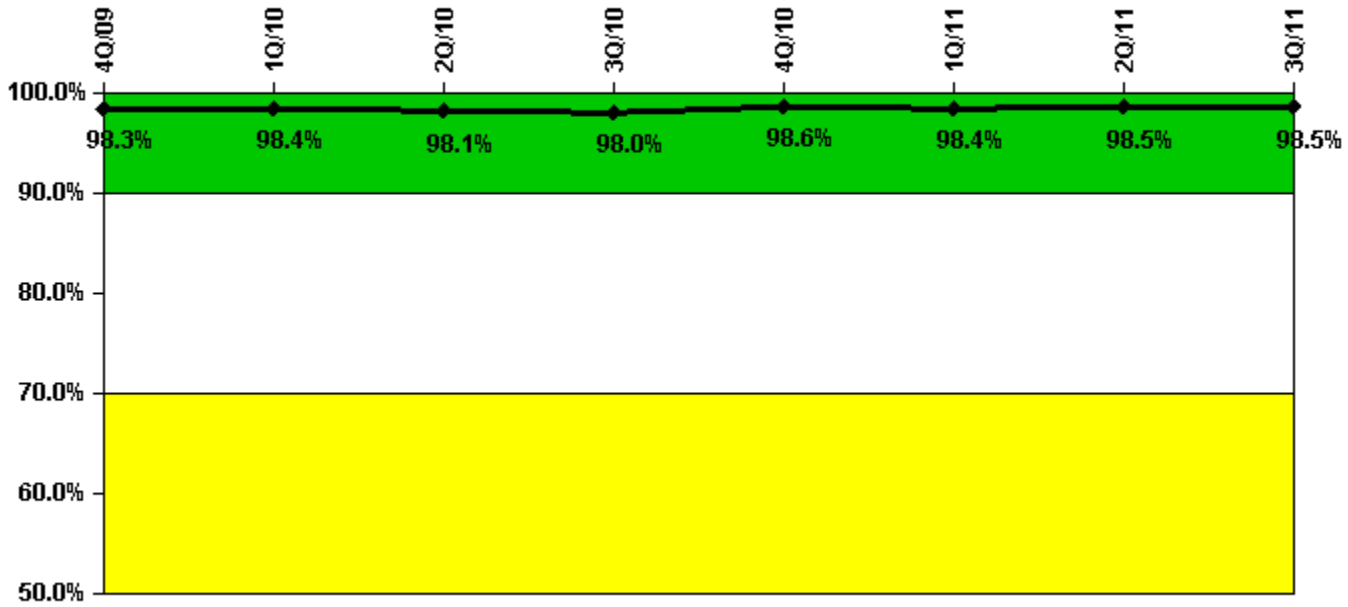
Thresholds: White > 50.0 Yellow > 100.0

### Notes

<b>Reactor Coolant System Leakage</b>	<b>10/09</b>	<b>11/09</b>	<b>12/09</b>	<b>1/10</b>	<b>2/10</b>	<b>3/10</b>	<b>4/10</b>	<b>5/10</b>	<b>6/10</b>	<b>7/10</b>	<b>8/10</b>	<b>9/10</b>
Maximum leakage	0.190	0.133	0.147	0.106	0.082	0.079	0.083	0.076	0.077	0.080	0.107	0.092
Technical specification limit	10.0	10.0	10.0	10.0	10.0	10.0	10.0	10.0	10.0	10.0	10.0	10.0
Indicator value	1.9	1.3	1.5	1.1	0.8	0.8	0.8	0.8	0.8	0.8	1.1	0.9
<b>Reactor Coolant System Leakage</b>	<b>10/10</b>	<b>11/10</b>	<b>12/10</b>	<b>1/11</b>	<b>2/11</b>	<b>3/11</b>	<b>4/11</b>	<b>5/11</b>	<b>6/11</b>	<b>7/11</b>	<b>8/11</b>	<b>9/11</b>
Maximum leakage	0.098	0.103	0.150	0.147	0.171	0.199	0.205	0.038	0.076	0.045	0.041	0.038
Technical specification limit	10.0	10.0	10.0	10.0	10.0	10.0	10.0	10.0	10.0	10.0	10.0	10.0
Indicator value	1.0	1.0	1.5	1.5	1.7	2.0	2.1	0.4	0.8	0.5	0.4	0.4

Licensee Comments: none

## Drill/Exercise Performance



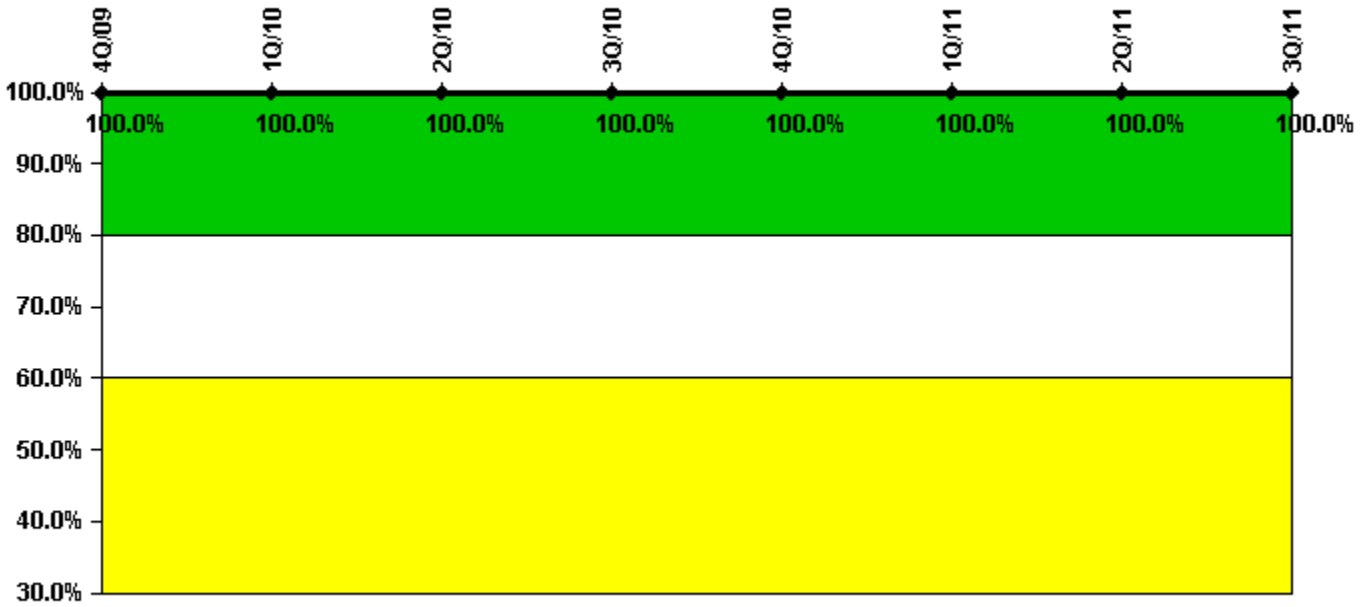
Thresholds: White < 90.0% Yellow < 70.0%

### Notes

Drill/Exercise Performance	4Q/09	1Q/10	2Q/10	3Q/10	4Q/10	1Q/11	2Q/11	3Q/11
Successful opportunities	0	30.0	27.0	55.0	114.0	39.0	16.0	56.0
Total opportunities	0	32.0	28.0	56.0	114.0	40.0	16.0	56.0
Indicator value	98.3%	98.4%	98.1%	98.0%	98.6%	98.4%	98.5%	98.5%

Licensee Comments: none

# ERO Drill Participation



Thresholds: White < 80.0% Yellow < 60.0%

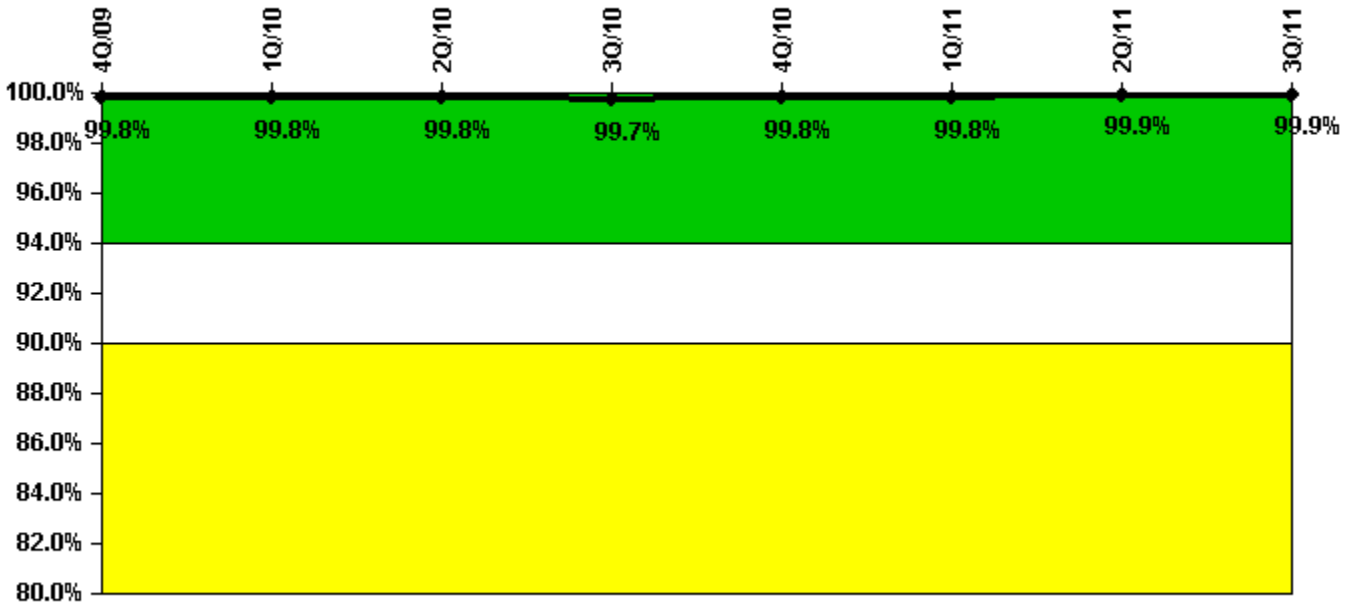
## Notes

ERO Drill Participation	4Q/09	1Q/10	2Q/10	3Q/10	4Q/10	1Q/11	2Q/11	3Q/11
Participating Key personnel	73.0	67.0	70.0	72.0	67.0	64.0	62.0	65.0
Total Key personnel	73.0	67.0	70.0	72.0	67.0	64.0	62.0	65.0
Indicator value	100.0%	100.0%	100.0%	100.0%	100.0%	100.0%	100.0%	100.0%

Licensee Comments: none

---

# Alert & Notification System



Thresholds: White < 94.0% Yellow < 90.0%

## Notes

Alert & Notification System	4Q/09	1Q/10	2Q/10	3Q/10	4Q/10	1Q/11	2Q/11	3Q/11
Successful siren-tests	4467	3020	3058	3116	3119	3068	3065	3070
Total sirens-tests	4480	3024	3072	3120	3120	3072	3072	3072
Indicator value	99.8%	99.8%	99.8%	99.7%	99.8%	99.8%	99.9%	99.9%

Licensee Comments: none

# Occupational Exposure Control Effectiveness



Thresholds: White > 2.0 Yellow > 5.0

## Notes

Occupational Exposure Control Effectiveness	4Q/09	1Q/10	2Q/10	3Q/10	4Q/10	1Q/11	2Q/11	3Q/11
High radiation area occurrences	0	0	0	0	0	0	0	0
Very high radiation area occurrences	0	0	0	0	0	0	0	0
Unintended exposure occurrences	0	0	0	0	0	0	0	0
<b>Indicator value</b>	<b>0</b>	<b>0</b>	<b>0</b>	<b>0</b>	<b>0</b>	<b>0</b>	<b>0</b>	<b>0</b>

Licensee Comments: none

## RETS/ODCM Radiological Effluent



Thresholds: White > 1.0 Yellow > 3.0

### Notes

RETS/ODCM Radiological Effluent	4Q/09	1Q/10	2Q/10	3Q/10	4Q/10	1Q/11	2Q/11	3Q/11
RETS/ODCM occurrences	0	0	0	0	0	0	0	0
Indicator value	0	0	0	0	0	0	0	0

Licensee Comments: none

[Security](#) information not publicly available.