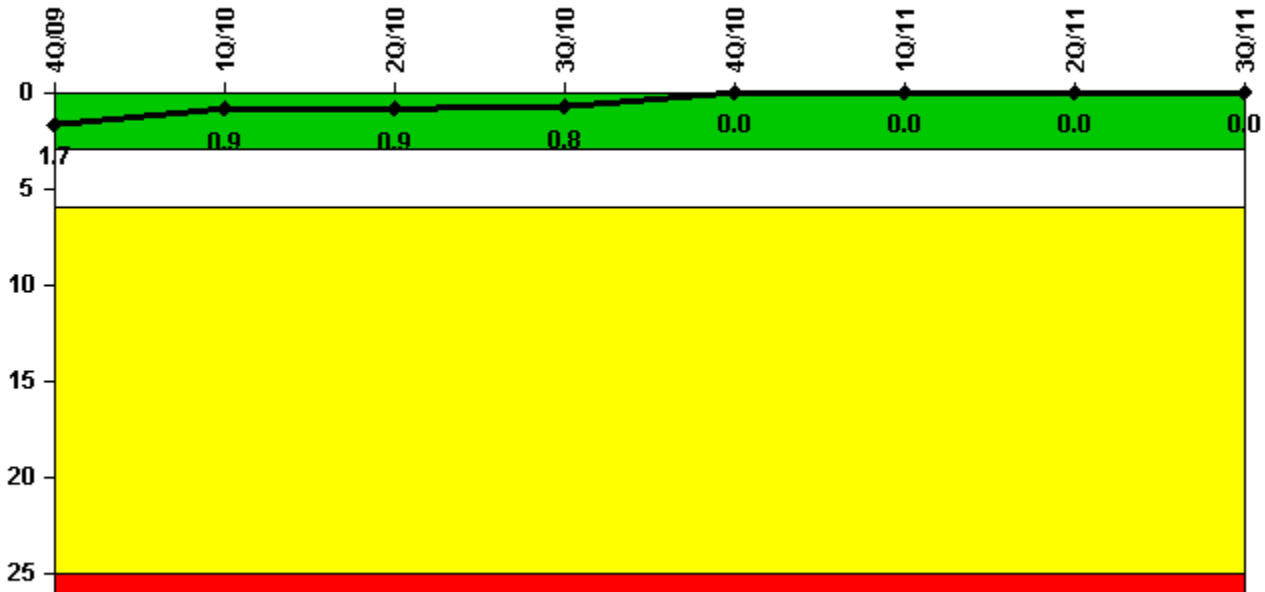


Arkansas Nuclear 2

3Q/2011 Performance Indicators

Licensee's General Comments: none

Unplanned Scrams per 7000 Critical Hrs



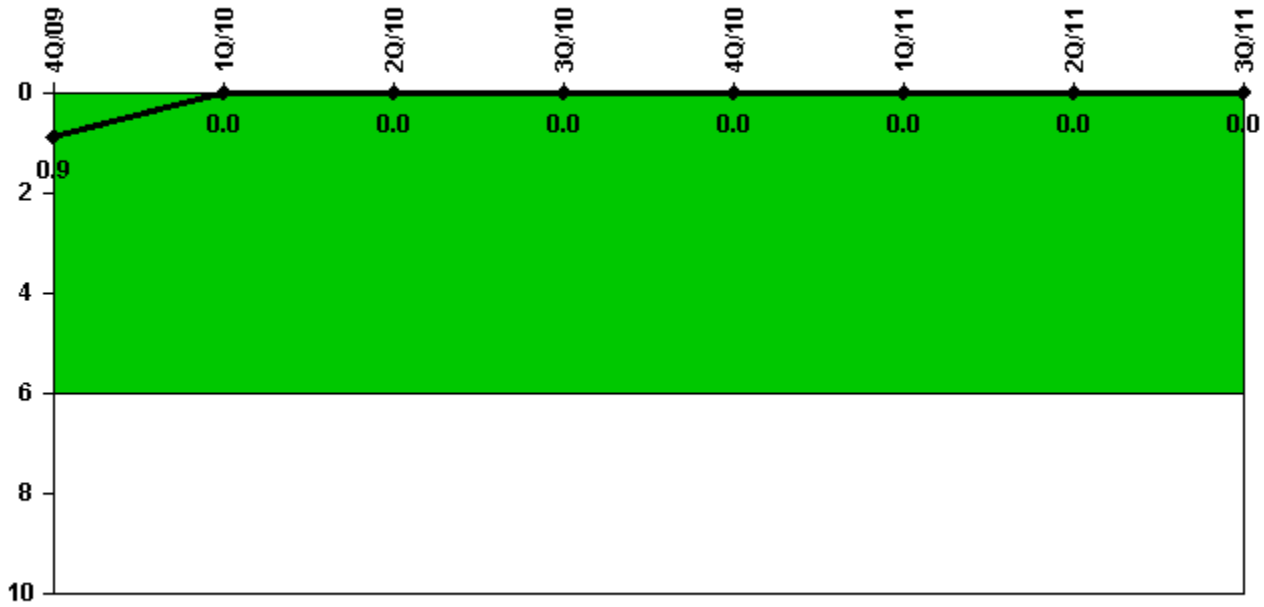
Thresholds: White > 3.0 Yellow > 6.0 Red > 25.0

Notes

Unplanned Scrams per 7000 Critical Hrs	4Q/09	1Q/10	2Q/10	3Q/10	4Q/10	1Q/11	2Q/11	3Q/11
Unplanned scrams	1.0	0	0	0	0	0	0	0
Critical hours	2173.7	2159.0	2184.0	1929.3	2209.0	1355.0	2184.0	2208.0
Indicator value	1.7	0.9	0.9	0.8	0	0	0	0

Licensee Comments: none

Unplanned Power Changes per 7000 Critical Hrs



Thresholds: White > 6.0

Notes

Unplanned Power Changes per 7000 Critical Hrs	4Q/09	1Q/10	2Q/10	3Q/10	4Q/10	1Q/11	2Q/11	3Q/11
Unplanned power changes	0	0	0	0	0	0	0	0
Critical hours	2173.7	2159.0	2184.0	1929.3	2209.0	1355.0	2184.0	2208.0
Indicator value	0.9	0	0	0	0	0	0	0

Licensee Comments: none

Unplanned Scrams with Complications



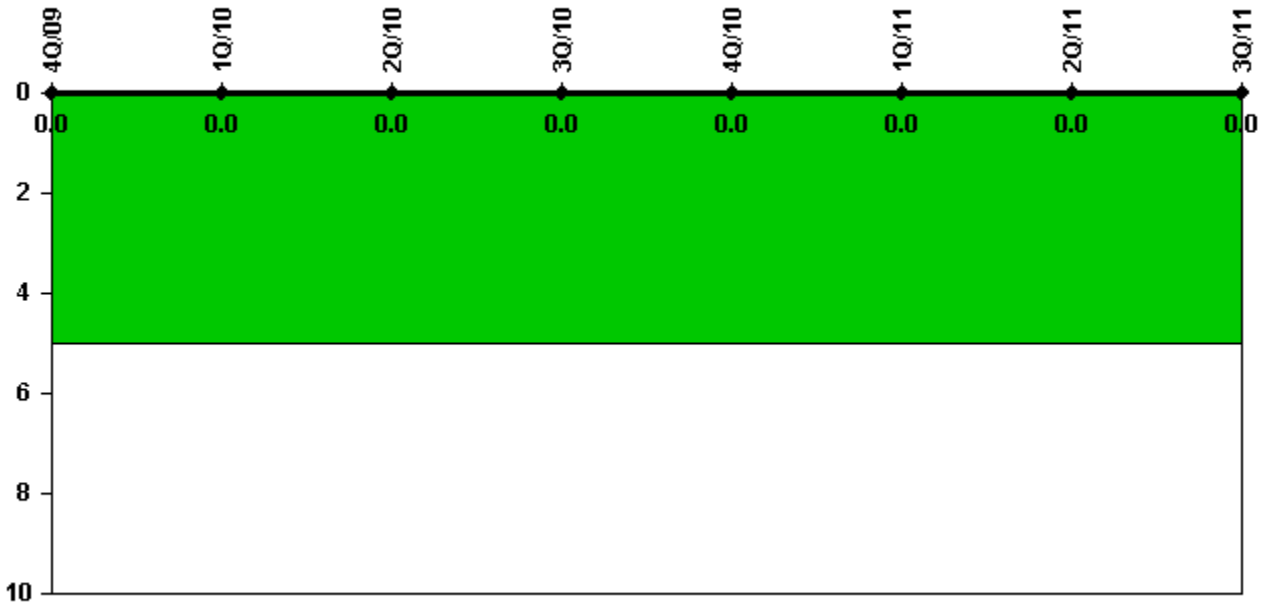
Thresholds: White > 1.0

Notes

Unplanned Scrams with Complications	4Q/09	1Q/10	2Q/10	3Q/10	4Q/10	1Q/11	2Q/11	3Q/11
Scrams with complications	0	0	0	0	0	0	0	0
Indicator value	0.0	0.0	0.0	0.0	0.0	0.0	0.0	0.0

Licensee Comments: none

Safety System Functional Failures (PWR)



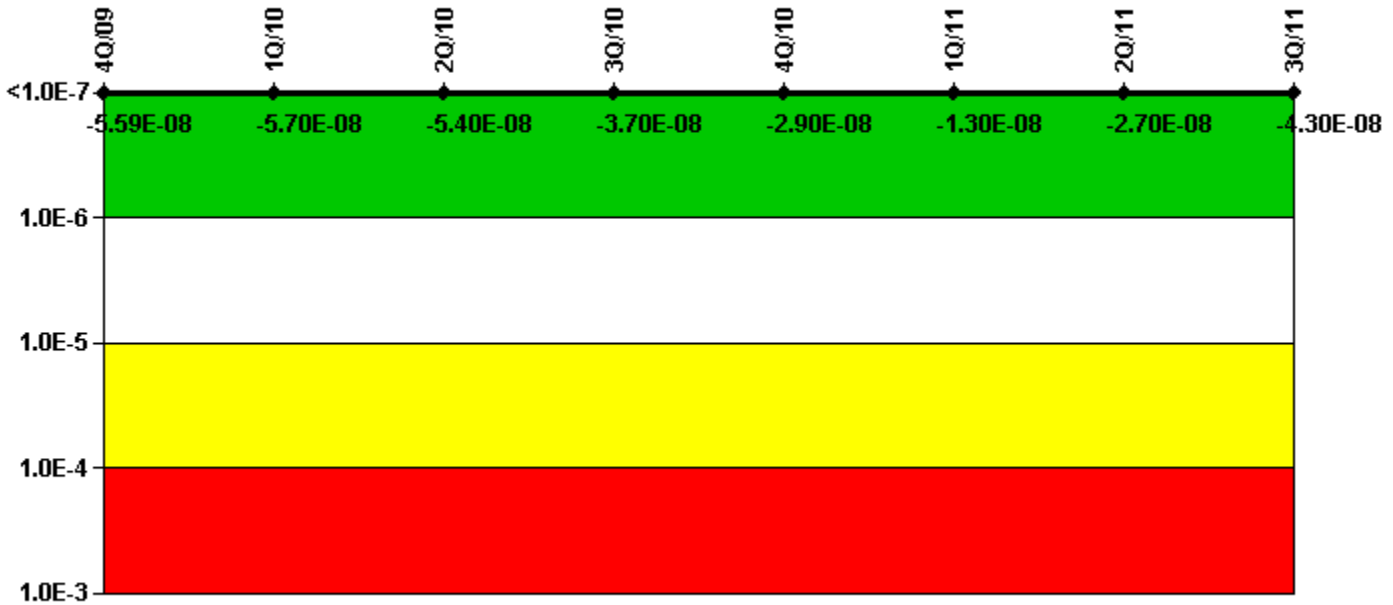
Thresholds: White > 5.0

Notes

Safety System Functional Failures (PWR)	4Q/09	1Q/10	2Q/10	3Q/10	4Q/10	1Q/11	2Q/11	3Q/11
Safety System Functional Failures	0	0	0	0	0	0	0	0
Indicator value	0	0	0	0	0	0	0	0

Licensee Comments: none

Mitigating Systems Performance Index, Emergency AC Power System




Thresholds: White > 1.00E-6 Yellow > 1.00E-5 Red > 1.00E-4

Notes

Mitigating Systems Performance Index, Emergency AC Power System	4Q/09	1Q/10	2Q/10	3Q/10	4Q/10	1Q/11	2Q/11	3Q/11
UAI (Δ CDF)	2.10E-09	9.78E-10	-6.71E-10	2.07E-08	2.93E-08	4.64E-08	3.07E-08	1.56E-08
URI (Δ CDF)	-5.80E-08	-5.83E-08	-5.38E-08	-5.81E-08	-5.83E-08	-5.91E-08	-5.80E-08	-5.85E-08
PLE	NO	NO	NO	NO	NO	NO	NO	NO
Indicator value	-5.59E-08	-5.70E-08	-5.40E-08	-3.70E-08	-2.90E-08	-1.30E-08	-2.70E-08	-4.30E-08

Licensee Comments: none

Mitigating Systems Performance Index, High Pressure Injection System



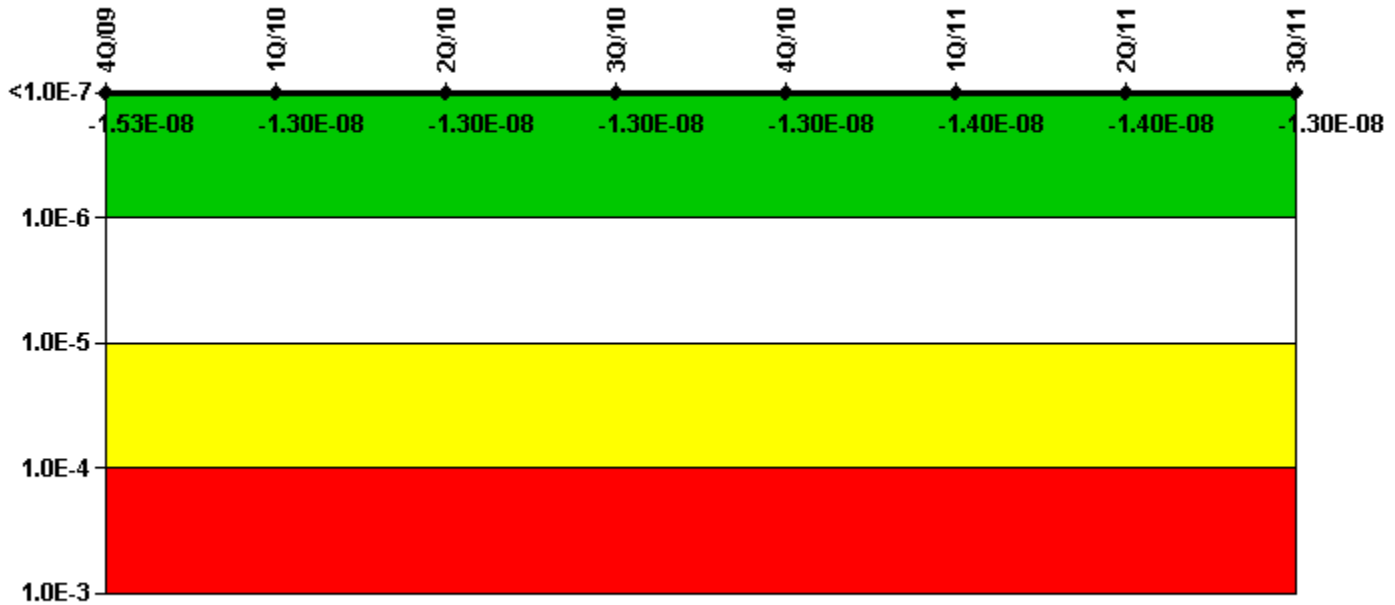
Thresholds: White > 1.00E-6 Yellow > 1.00E-5 Red > 1.00E-4

Notes

Mitigating Systems Performance Index, High Pressure Injection System	4Q/09	1Q/10	2Q/10	3Q/10	4Q/10	1Q/11	2Q/11	3Q/11
UAI (Δ CDF)	-4.60E-09	-4.55E-09	-4.55E-09	-4.55E-09	-4.55E-09	-4.55E-09	-4.55E-09	-4.59E-09
URI (Δ CDF)	1.70E-08	1.74E-08	1.74E-08	1.74E-08	1.75E-08	1.77E-08	1.79E-08	-4.60E-09
PLE	NO	NO	NO	NO	NO	NO	NO	NO
Indicator value	1.24E-08	1.30E-08	1.30E-08	1.30E-08	1.30E-08	1.30E-08	1.30E-08	-9.20E-09

Licensee Comments: none

Mitigating Systems Performance Index, Heat Removal System



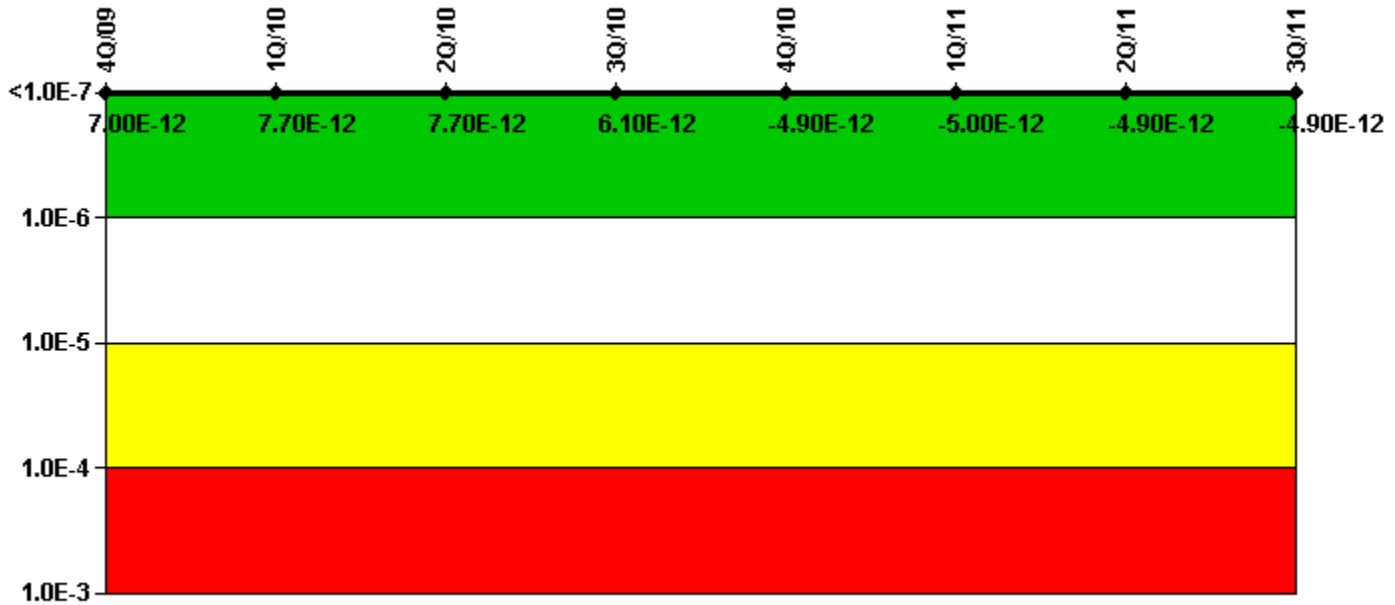
Thresholds: White > 1.00E-6 Yellow > 1.00E-5 Red > 1.00E-4

Notes

Mitigating Systems Performance Index, Heat Removal System	4Q/09	1Q/10	2Q/10	3Q/10	4Q/10	1Q/11	2Q/11	3Q/11
UAI (Δ CDF)	-2.30E-09	-1.54E-10	-3.82E-10	7.71E-10	4.63E-10	-3.17E-10	-5.59E-10	1.19E-10
URI (Δ CDF)	-1.30E-08	-1.32E-08	-1.31E-08	-1.34E-08	-1.34E-08	-1.36E-08	-1.30E-08	-1.34E-08
PLE	NO	NO	NO	NO	NO	NO	NO	NO
Indicator value	-1.53E-08	-1.30E-08	-1.30E-08	-1.30E-08	-1.30E-08	-1.40E-08	-1.40E-08	-1.30E-08

Licensee Comments: none

Mitigating Systems Performance Index, Residual Heat Removal System



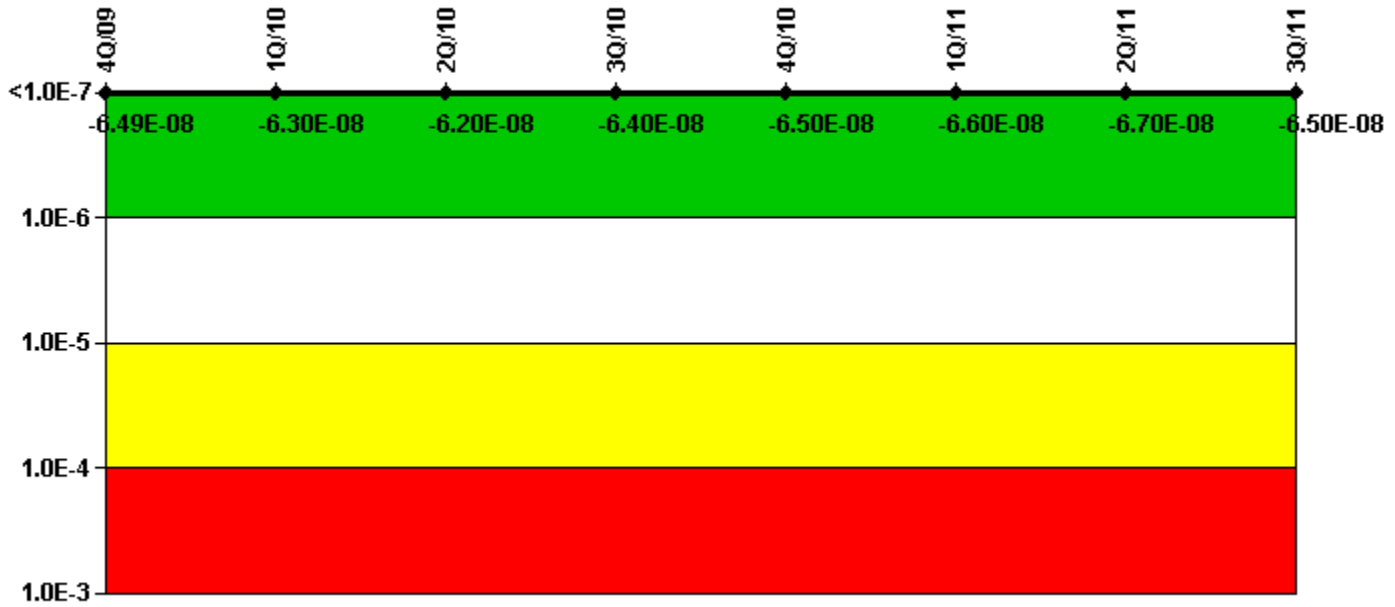
Thresholds: White > 1.00E-6 Yellow > 1.00E-5 Red > 1.00E-4

Notes

Mitigating Systems Performance Index, Residual Heat Removal System	4Q/09	1Q/10	2Q/10	3Q/10	4Q/10	1Q/11	2Q/11	3Q/11
UAI (Δ CDF)	8.80E-12	9.49E-12	9.49E-12	7.96E-12	-3.24E-12	-3.22E-12	-3.23E-12	-3.23E-12
URI (Δ CDF)	-1.80E-12	-1.80E-12	-1.83E-12	-1.86E-12	-1.63E-12	-1.75E-12	-1.62E-12	-1.62E-12
PLE	NO	NO	NO	NO	NO	NO	NO	NO
Indicator value	7.00E-12	7.70E-12	7.70E-12	6.10E-12	-4.90E-12	-5.00E-12	-4.90E-12	-4.90E-12

Licensee Comments: none

Mitigating Systems Performance Index, Cooling Water Systems



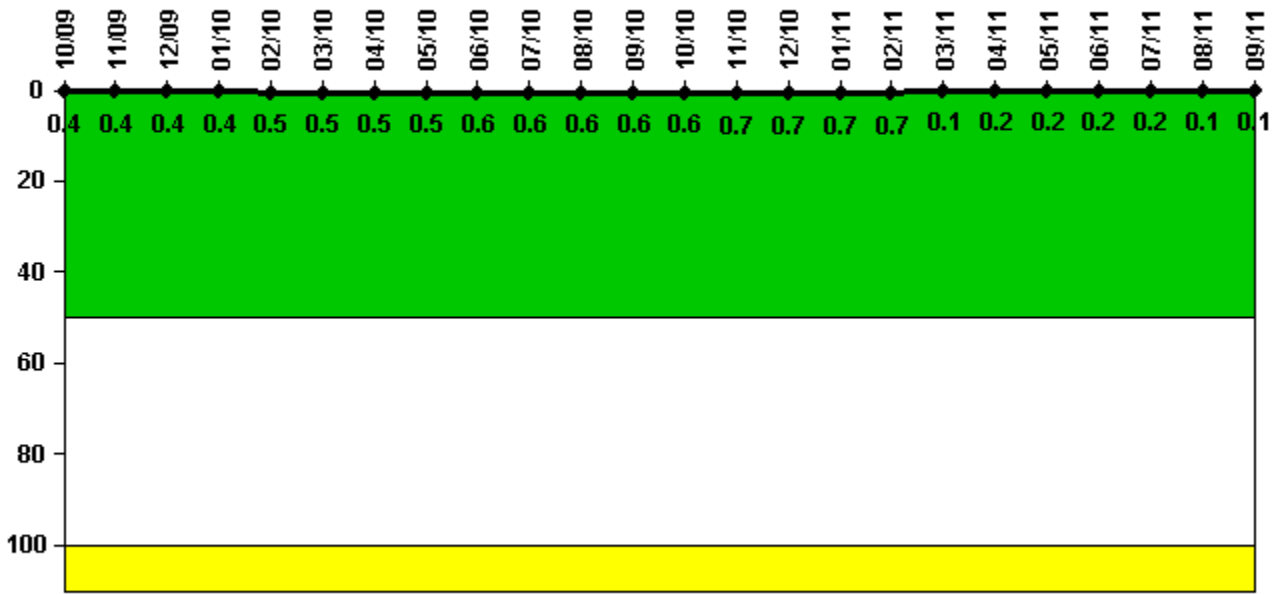
Thresholds: White > 1.00E-6 Yellow > 1.00E-5 Red > 1.00E-4

Notes

Mitigating Systems Performance Index, Cooling Water Systems	4Q/09	1Q/10	2Q/10	3Q/10	4Q/10	1Q/11	2Q/11	3Q/11
UAI (Δ CDF)	9.80E-11	9.71E-11	9.71E-11	9.82E-11	0.00E+00	0.00E+00	0.00E+00	0.00E+00
URI (Δ CDF)	-6.50E-08	-6.29E-08	-6.17E-08	-6.42E-08	-6.51E-08	-6.62E-08	-6.66E-08	-6.52E-08
PLE	NO	NO	NO	NO	NO	NO	NO	NO
Indicator value	-6.49E-08	-6.30E-08	-6.20E-08	-6.40E-08	-6.50E-08	-6.60E-08	-6.70E-08	-6.50E-08

Licensee Comments: none

Reactor Coolant System Activity



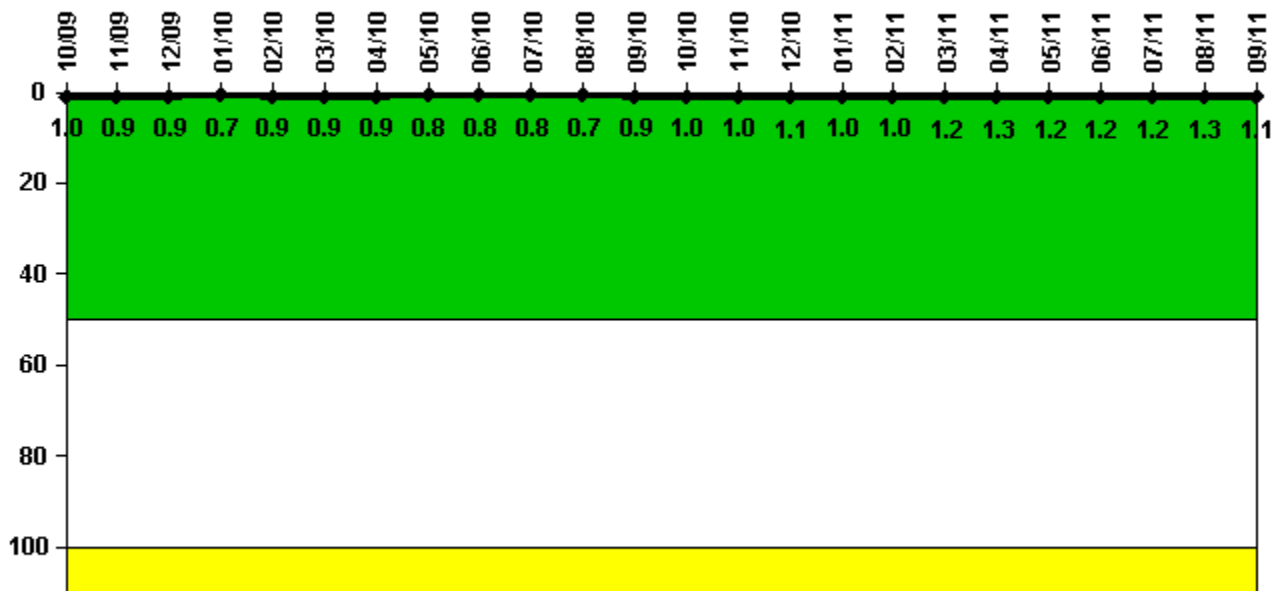
Thresholds: White > 50.0 Yellow > 100.0

Notes

Reactor Coolant System Activity	10/09	11/09	12/09	1/10	2/10	3/10	4/10	5/10	6/10	7/10	8/10	9/10
Maximum activity	0.003630	0.004110	0.003970	0.004230	0.004500	0.004860	0.005210	0.005240	0.005500	0.005750	0.005830	0.006060
Technical specification limit	1.0	1.0	1.0	1.0	1.0	1.0	1.0	1.0	1.0	1.0	1.0	1.0
Indicator value	0.4	0.4	0.4	0.4	0.5	0.5	0.5	0.5	0.6	0.6	0.6	0.6
Reactor Coolant System Activity	10/10	11/10	12/10	1/11	2/11	3/11	4/11	5/11	6/11	7/11	8/11	9/11
Maximum activity	0.006410	0.006510	0.006760	0.006990	0.007020	0.001210	0.001920	0.002030	0.002090	0.002030	0.001350	0.001440
Technical specification limit	1.0	1.0	1.0	1.0	1.0	1.0	1.0	1.0	1.0	1.0	1.0	1.0
Indicator value	0.6	0.7	0.7	0.7	0.7	0.1	0.2	0.2	0.2	0.2	0.1	0.1

Licensee Comments: none

Reactor Coolant System Leakage



Thresholds: White > 50.0 Yellow > 100.0

Notes

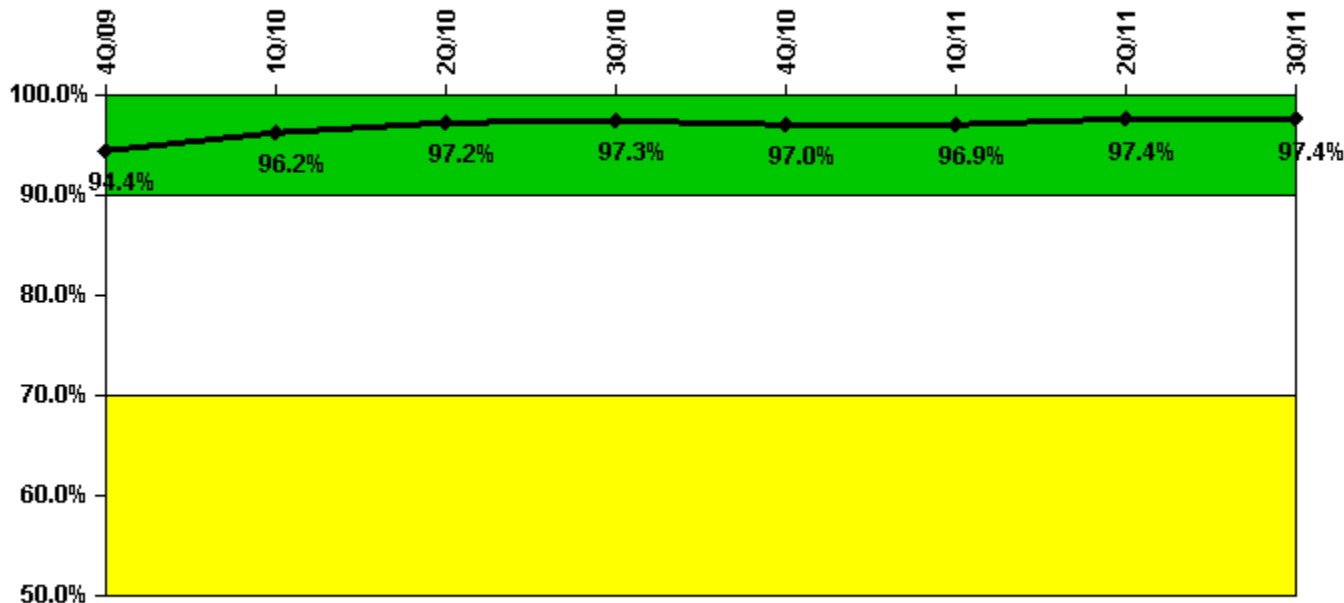
Reactor Coolant System Leakage	10/09	11/09	12/09	1/10	2/10	3/10	4/10	5/10	6/10	7/10	8/10	9/10
Maximum leakage	0.099	0.087	0.087	0.073	0.088	0.088	0.086	0.079	0.083	0.082	0.074	0.088
Technical specification limit	10.0	10.0	10.0	10.0	10.0	10.0	10.0	10.0	10.0	10.0	10.0	10.0
Indicator value	1.0	0.9	0.9	0.7	0.9	0.9	0.9	0.8	0.8	0.8	0.7	0.9

Reactor Coolant System Leakage	10/10	11/10	12/10	1/11	2/11	3/11	4/11	5/11	6/11	7/11	8/11	9/11
Maximum leakage	0.097	0.104	0.106	0.096	0.102	0.118	0.126	0.118	0.124	0.115	0.126	0.111
Technical specification limit	10.0	10.0	10.0	10.0	10.0	10.0	10.0	10.0	10.0	10.0	10.0	10.0
Indicator value	1.0	1.0	1.1	1.0	1.0	1.2	1.3	1.2	1.2	1.2	1.3	1.1

Licensee Comments:

9/11: Total Leakage is being reported in lieu of Identified Leakage.

Drill/Exercise Performance



Thresholds: White < 90.0% Yellow < 70.0%

Notes

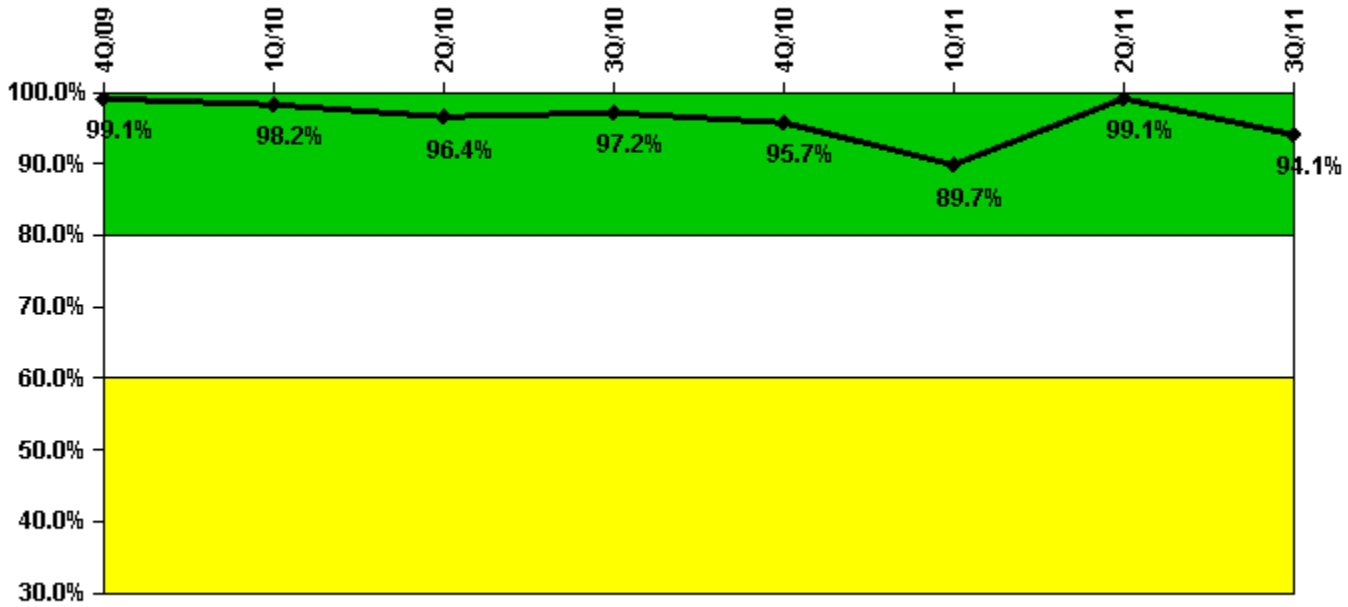
Drill/Exercise Performance	4Q/09	1Q/10	2Q/10	3Q/10	4Q/10	1Q/11	2Q/11	3Q/11
Successful opportunities	19.0	23.0	26.0	35.0	17.0	11.0	39.0	17.0
Total opportunities	22.0	23.0	26.0	35.0	18.0	11.0	40.0	17.0
Indicator value	94.4%	96.2%	97.2%	97.3%	97.0%	96.9%	97.4%	97.4%

Licensee Comments:

3Q/11: The April 2011 ERO Drill Exercise Performance was revised with the 3rd quarter 2011 submittal. April Successful Drills and Total Drills were reduced from 11 each, to 10 each. This revision does not affect the indicator color.

2Q/11: The April 2011 ERO Drill Exercise Performance was revised with the 3rd quarter 2011 submittal. April Successful Drills and Total Drills were reduced from 11 each, to 10 each. This revision does not affect the indicator color.

ERO Drill Participation



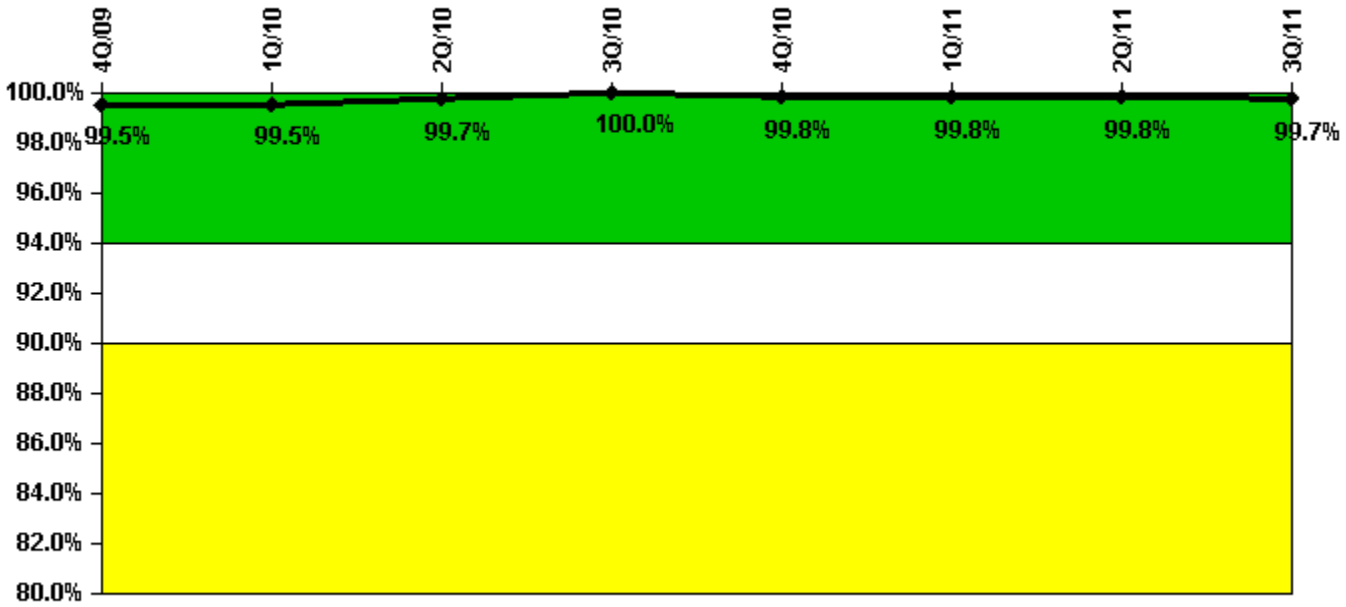
Thresholds: White < 80.0% Yellow < 60.0%

Notes

ERO Drill Participation	4Q/09	1Q/10	2Q/10	3Q/10	4Q/10	1Q/11	2Q/11	3Q/11
Participating Key personnel	112.0	112.0	106.0	106.0	110.0	105.0	114.0	111.0
Total Key personnel	113.0	114.0	110.0	109.0	115.0	117.0	115.0	118.0
Indicator value	99.1%	98.2%	96.4%	97.2%	95.7%	89.7%	99.1%	94.1%

Licensee Comments: none

Alert & Notification System



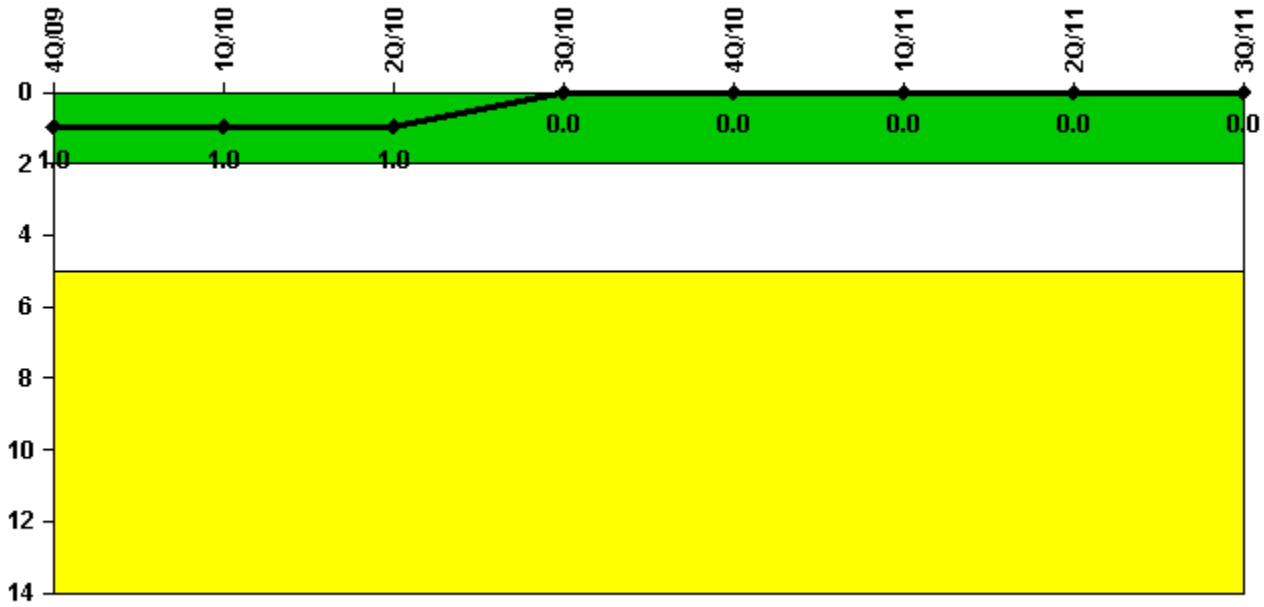
Thresholds: White < 94.0% Yellow < 90.0%

Notes

Alert & Notification System	4Q/09	1Q/10	2Q/10	3Q/10	4Q/10	1Q/11	2Q/11	3Q/11
Successful siren-tests	147	147	147	147	146	147	147	146
Total sirens-tests	147	147	147	147	147	147	147	147
Indicator value	99.5%	99.5%	99.7%	100.0%	99.8%	99.8%	99.8%	99.7%

Licensee Comments: none

Occupational Exposure Control Effectiveness



Thresholds: White > 2.0 Yellow > 5.0

Notes

Occupational Exposure Control Effectiveness	4Q/09	1Q/10	2Q/10	3Q/10	4Q/10	1Q/11	2Q/11	3Q/11
High radiation area occurrences	0	0	0	0	0	0	0	0
Very high radiation area occurrences	0	0	0	0	0	0	0	0
Unintended exposure occurrences	0	0	0	0	0	0	0	0
Indicator value	1	1	1	0	0	0	0	0

Licensee Comments: none

RETS/ODCM Radiological Effluent



Thresholds: White > 1.0 Yellow > 3.0

Notes

RETS/ODCM Radiological Effluent	4Q/09	1Q/10	2Q/10	3Q/10	4Q/10	1Q/11	2Q/11	3Q/11
RETS/ODCM occurrences	0	0	0	0	0	0	0	0
Indicator value	0	0	0	0	0	0	0	0

Licensee Comments: none

[Security](#) information not publicly available.