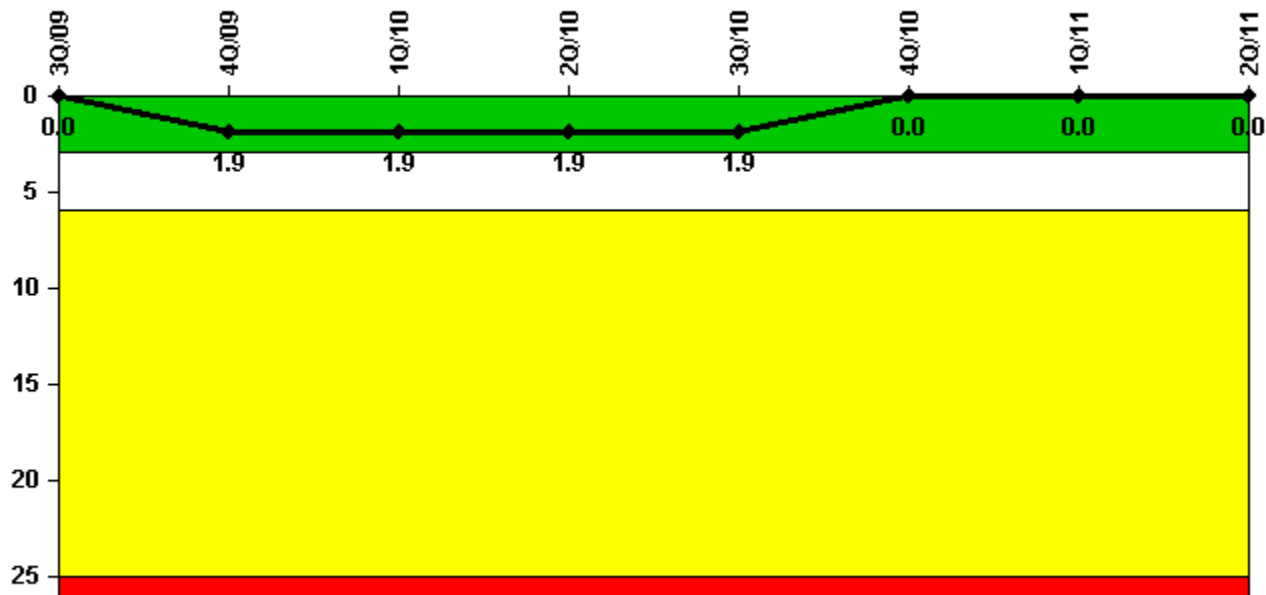


Summer

2Q/2011 Performance Indicators

Licensee's General Comments: Unplanned power change on April 14, 2011 due to loss of Generator Breaker Cooling. Unplanned power change on June 15, 2011 due to Main Generator Hydrogen Cooler cooling water leak.

Unplanned Scrams per 7000 Critical Hrs



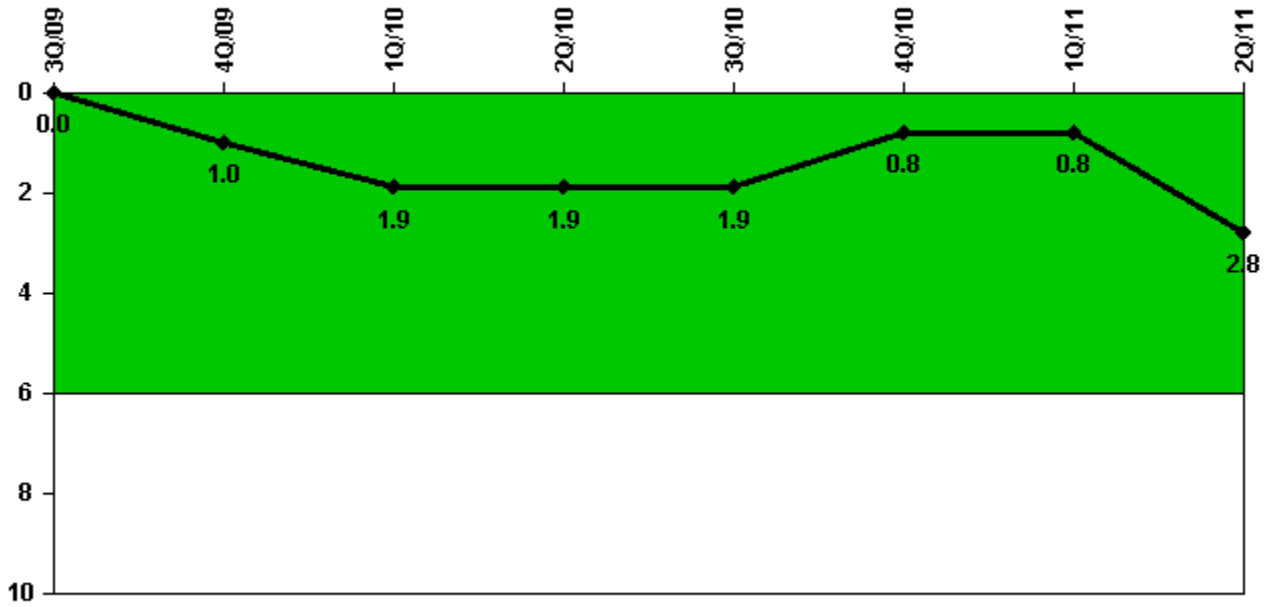
Thresholds: White > 3.0 Yellow > 6.0 Red > 25.0

Notes

Unplanned Scrams per 7000 Critical Hrs	3Q/09	4Q/09	1Q/10	2Q/10	3Q/10	4Q/10	1Q/11	2Q/11
Unplanned scrams	0	2.0	0	0	0	0	0	0
Critical hours	2208.0	688.6	2159.0	2184.0	2157.5	2209.0	2118.4	1136.4
Indicator value	0	1.9	1.9	1.9	1.9	0	0	0

Licensee Comments: none

Unplanned Power Changes per 7000 Critical Hrs



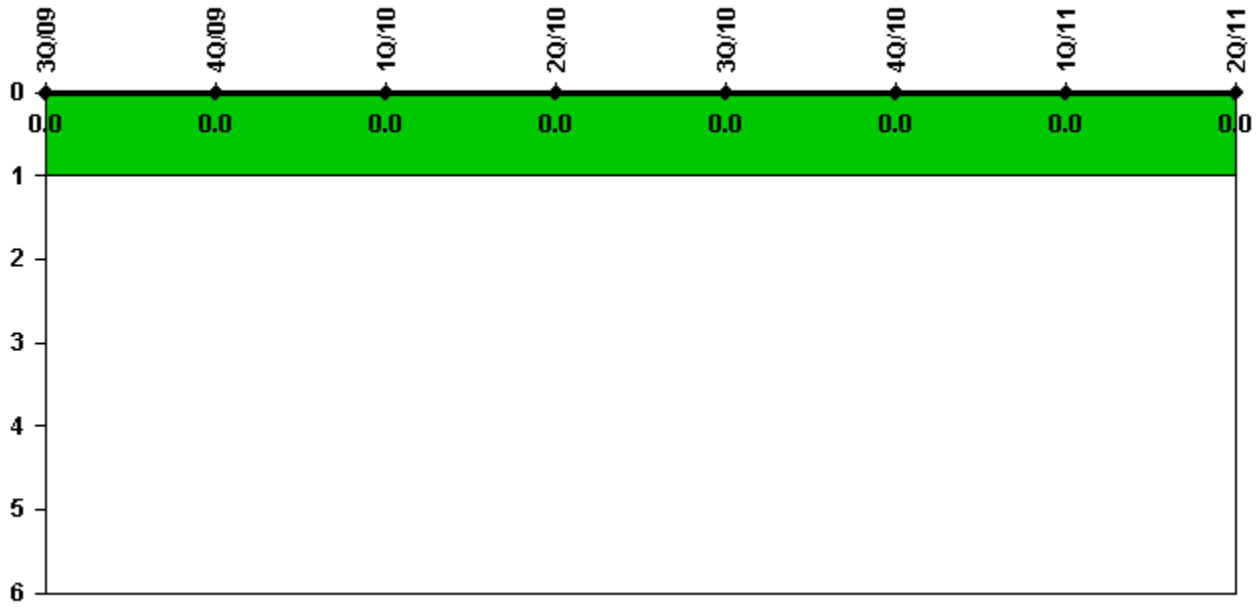
Thresholds: White > 6.0

Notes

Unplanned Power Changes per 7000 Critical Hrs	3Q/09	4Q/09	1Q/10	2Q/10	3Q/10	4Q/10	1Q/11	2Q/11
Unplanned power changes	0	1.0	1.0	0	0	0	1.0	2.0
Critical hours	2208.0	688.6	2159.0	2184.0	2157.5	2209.0	2118.4	1136.4
Indicator value	0	1.0	1.9	1.9	1.9	0.8	0.8	2.8

Licensee Comments: none

Unplanned Scrams with Complications



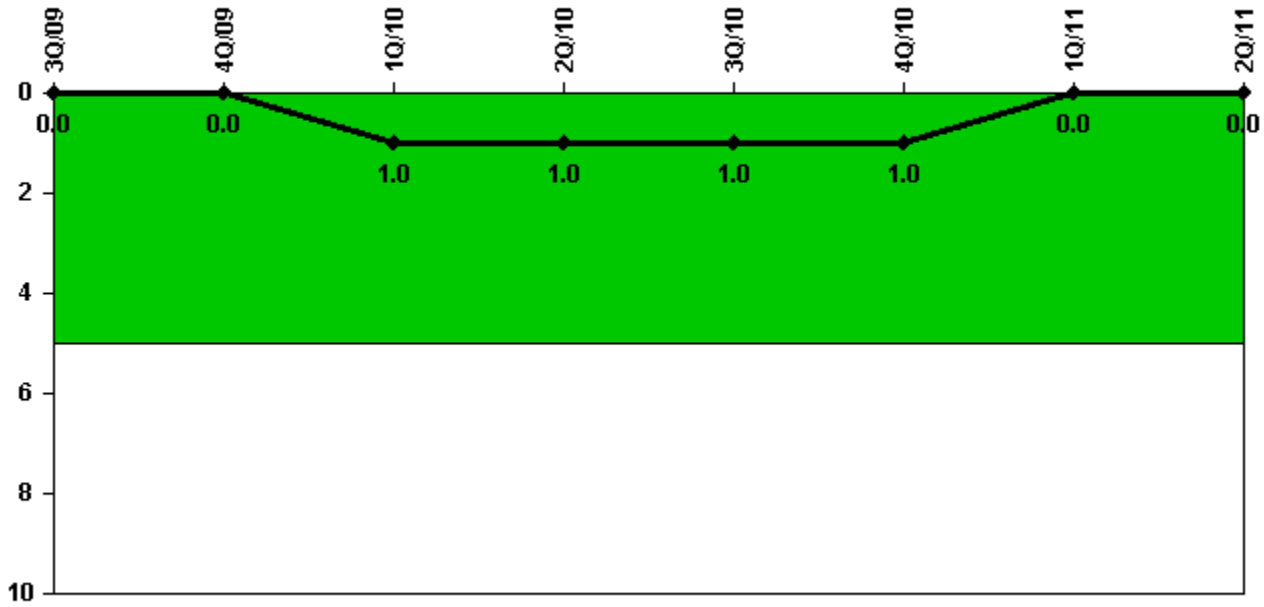
Thresholds: White > 1.0

Notes

Unplanned Scrams with Complications	3Q/09	4Q/09	1Q/10	2Q/10	3Q/10	4Q/10	1Q/11	2Q/11
Scrams with complications	0	0	0	0	0	0	0	0
Indicator value	0.0	0.0	0.0	0.0	0.0	0.0	0.0	0.0

Licensee Comments: none

Safety System Functional Failures (PWR)



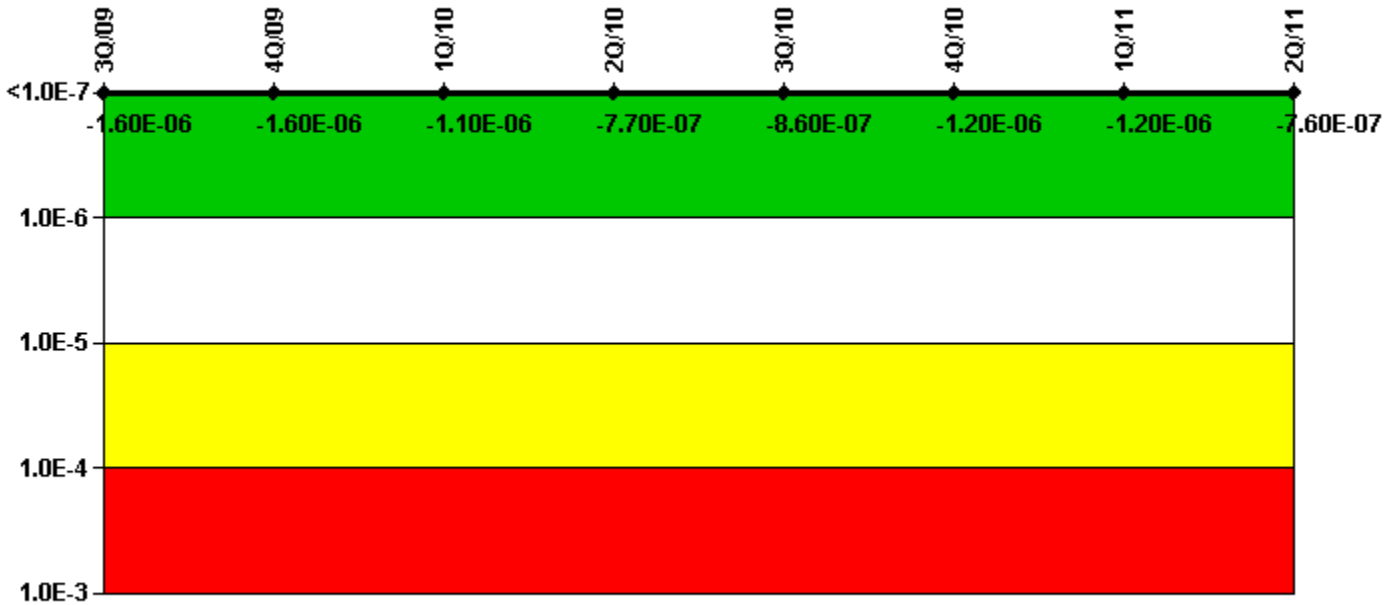
Thresholds: White > 5.0

Notes

Safety System Functional Failures (PWR)	3Q/09	4Q/09	1Q/10	2Q/10	3Q/10	4Q/10	1Q/11	2Q/11
Safety System Functional Failures	0	0	1	0	0	0	0	0
Indicator value	0	0	1	1	1	1	0	0

Licensee Comments: none

Mitigating Systems Performance Index, Emergency AC Power System



Thresholds: White > 1.00E-6 Yellow > 1.00E-5 Red > 1.00E-4

Notes

Mitigating Systems Performance Index, Emergency AC Power System	3Q/09	4Q/09	1Q/10	2Q/10	3Q/10	4Q/10	1Q/11	2Q/11
UAI (Δ CDF)	2.78E-08	3.01E-09	-3.97E-08	3.40E-07	2.44E-07	-1.33E-07	-1.33E-07	-9.69E-08
URI (Δ CDF)	-1.62E-06	-1.61E-06	-1.11E-06	-1.11E-06	-1.11E-06	-1.11E-06	-1.11E-06	-6.60E-07
PLE	NO	NO	NO	NO	NO	NO	NO	NO
Indicator value	-1.60E-06	-1.60E-06	-1.10E-06	-7.70E-07	-8.60E-07	-1.20E-06	-1.20E-06	-7.60E-07


Licensee Comments:

2Q/11: Risk Cap Invoked.

3Q/10: Risk Cap Invoked. Changed CDE MSPI coefficients and the MSPI Basis Document to adjust PRA modeling for a plant modification which added a second instrument air dryer and to update planned EDG online overhaul train unavailability.

2Q/10: Risk Cap Invoked.

Mitigating Systems Performance Index, High Pressure Injection System



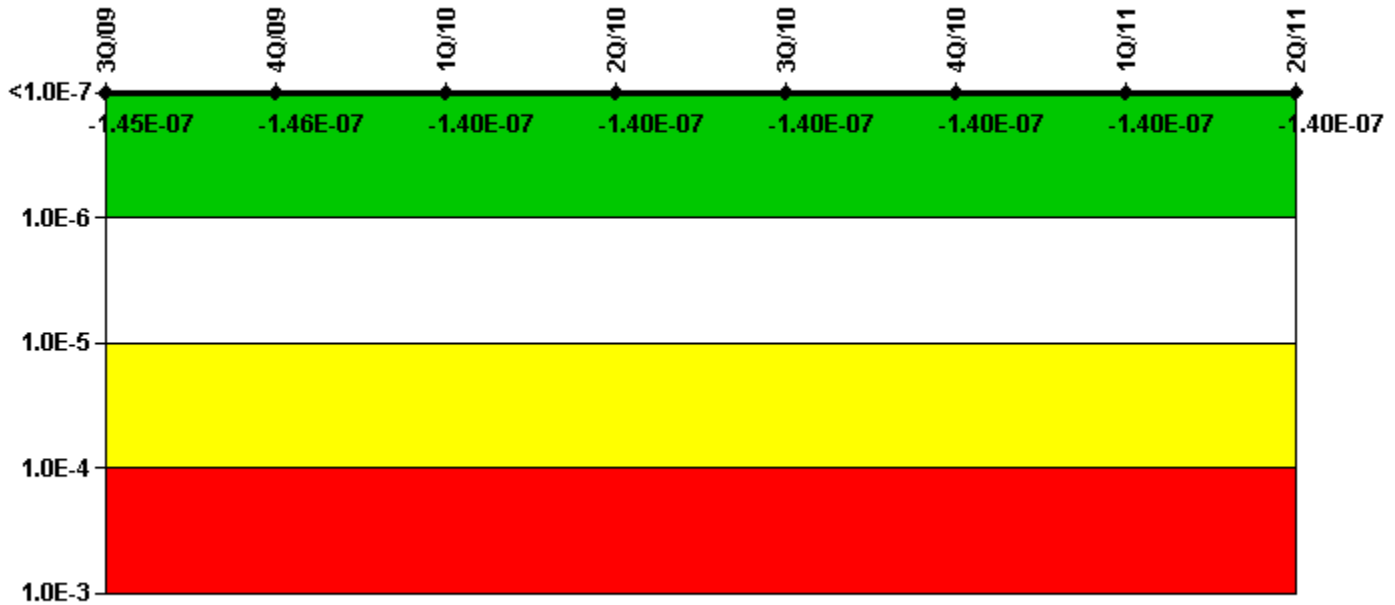
Thresholds: White > 1.00E-6 Yellow > 1.00E-5 Red > 1.00E-4

Notes

Mitigating Systems Performance Index, High Pressure Injection System	3Q/09	4Q/09	1Q/10	2Q/10	3Q/10	4Q/10	1Q/11	2Q/11
UAI (Δ CDF)	-1.70E-07	-1.70E-07	-1.66E-07	-1.66E-07	-1.66E-07	-1.66E-07	-1.66E-07	-7.36E-09
URI (Δ CDF)	-2.50E-07	-2.50E-07	-2.54E-07	-2.54E-07	-2.54E-07	-2.55E-07	-2.55E-07	-6.60E-08
PLE	NO	NO	NO	NO	NO	NO	NO	NO
Indicator value	-4.20E-07	-4.20E-07	-4.20E-07	-4.20E-07	-4.20E-07	-4.20E-07	-4.20E-07	-7.30E-08

Licensee Comments: none

Mitigating Systems Performance Index, Heat Removal System



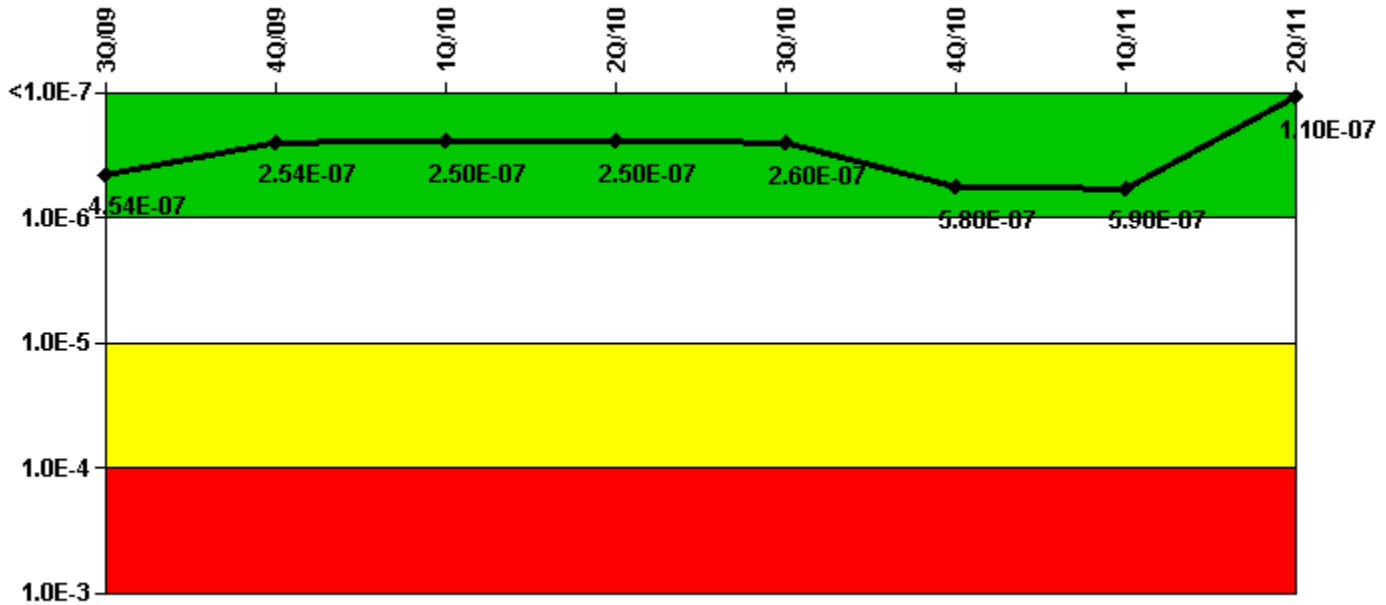
Thresholds: White > 1.00E-6 Yellow > 1.00E-5 Red > 1.00E-4

Notes

Mitigating Systems Performance Index, Heat Removal System	3Q/09	4Q/09	1Q/10	2Q/10	3Q/10	4Q/10	1Q/11	2Q/11
UAI (Δ CDF)	-2.50E-08	-2.60E-08	-2.63E-08	-2.50E-08	-2.50E-08	-2.52E-08	-2.52E-08	-2.05E-08
URI (Δ CDF)	-1.20E-07	-1.20E-07	-1.18E-07	-1.18E-07	-1.18E-07	-1.18E-07	-1.18E-07	-1.17E-07
PLE	NO	NO	NO	NO	NO	NO	NO	NO
Indicator value	-1.45E-07	-1.46E-07	-1.40E-07	-1.40E-07	-1.40E-07	-1.40E-07	-1.40E-07	-1.40E-07

Licensee Comments: none

Mitigating Systems Performance Index, Residual Heat Removal System




Thresholds: White > 1.00E-6 Yellow > 1.00E-5 Red > 1.00E-4

Notes

Mitigating Systems Performance Index, Residual Heat Removal System	3Q/09	4Q/09	1Q/10	2Q/10	3Q/10	4Q/10	1Q/11	2Q/11
UAI (Δ CDF)	-1.60E-08	-1.60E-08	-1.60E-08	-1.56E-08	-9.51E-09	1.13E-09	1.02E-08	4.01E-09
URI (Δ CDF)	4.70E-07	2.70E-07	2.70E-07	2.70E-07	2.70E-07	5.76E-07	5.76E-07	1.01E-07
PLE	NO	NO	NO	NO	NO	NO	NO	NO
Indicator value	4.54E-07	2.54E-07	2.50E-07	2.50E-07	2.60E-07	5.80E-07	5.90E-07	1.10E-07

Licensee Comments: none

Mitigating Systems Performance Index, Cooling Water Systems



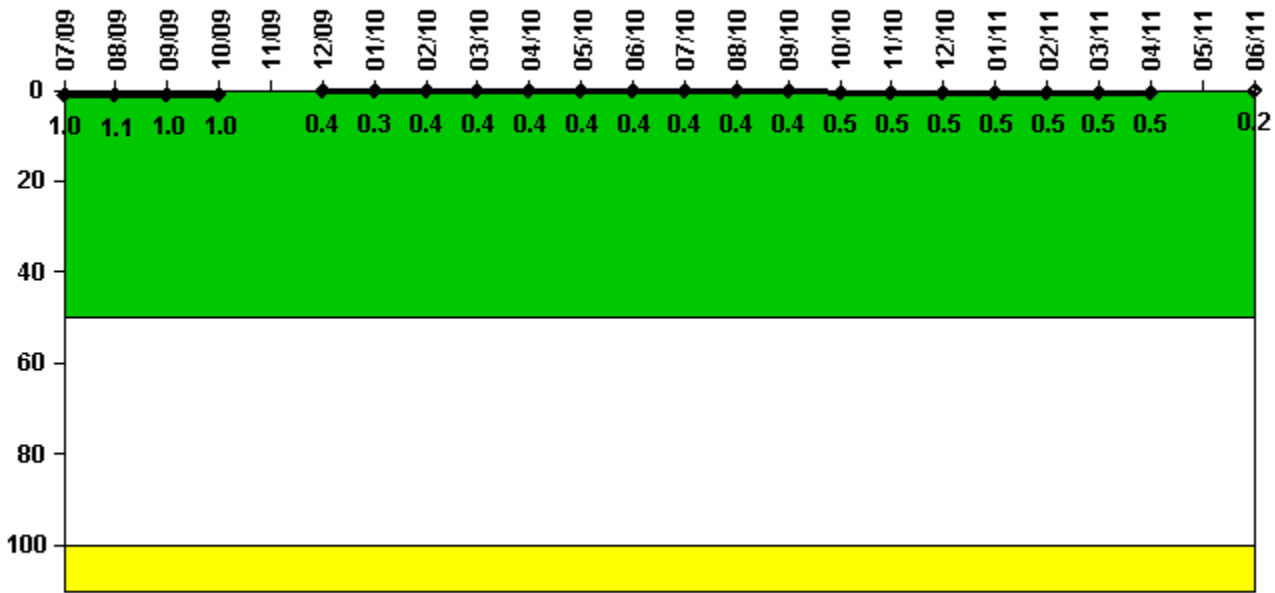
Thresholds: White > 1.00E-6 Yellow > 1.00E-5 Red > 1.00E-4

Notes

Mitigating Systems Performance Index, Cooling Water Systems	3Q/09	4Q/09	1Q/10	2Q/10	3Q/10	4Q/10	1Q/11	2Q/11
UAI (Δ CDF)	-3.00E-08	-3.00E-08	-3.00E-08	-3.00E-08	-3.00E-08	-3.00E-08	-3.00E-08	-2.78E-08
URI (Δ CDF)	-2.50E-07	-2.50E-07	-2.48E-07	-2.48E-07	-2.48E-07	-2.49E-07	-2.49E-07	-2.58E-07
PLE	NO	NO	NO	NO	NO	NO	NO	NO
Indicator value	-2.80E-07	-2.80E-07	-2.80E-07	-2.80E-07	-2.80E-07	-2.80E-07	-2.80E-07	-2.90E-07

Licensee Comments: none

Reactor Coolant System Activity



Thresholds: White > 50.0 Yellow > 100.0

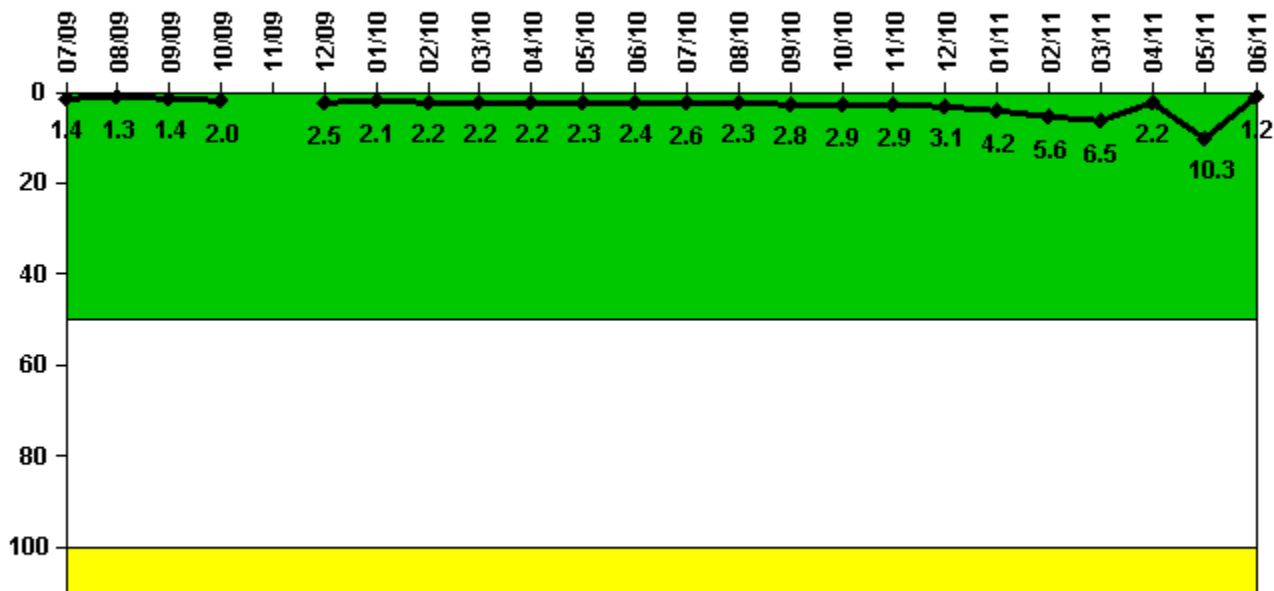
Notes

Reactor Coolant System Activity	7/09	8/09	9/09	10/09	11/09	12/09	1/10	2/10	3/10	4/10	5/10	6/10
Maximum activity	0.000585	0.000627	0.000615	0.000598	N/A	0.000221	0.000203	0.000208	0.000214	0.000228	0.000235	0.000253
Technical specification limit	0.1	0.1	0.1	0.1	0.1	0.1	0.1	0.1	0.1	0.1	0.1	0.1
Indicator value	1.0	1.1	1.0	1.0	N/A	0.4	0.3	0.4	0.4	0.4	0.4	0.4

Reactor Coolant System Activity	7/10	8/10	9/10	10/10	11/10	12/10	1/11	2/11	3/11	4/11	5/11	6/11
Maximum activity	0.000256	0.000248	0.000263	0.000270	0.000271	0.000291	0.000300	0.000322	0.000309	0.000313	N/A	0.000135
Technical specification limit	0.1	0.1	0.1	0.1	0.1	0.1	0.1	0.1	0.1	0.1	0.1	0.1
Indicator value	0.4	0.4	0.4	0.5	0.5	0.5	0.5	0.5	0.5	0.5	N/A	0.2

Licensee Comments: none

Reactor Coolant System Leakage



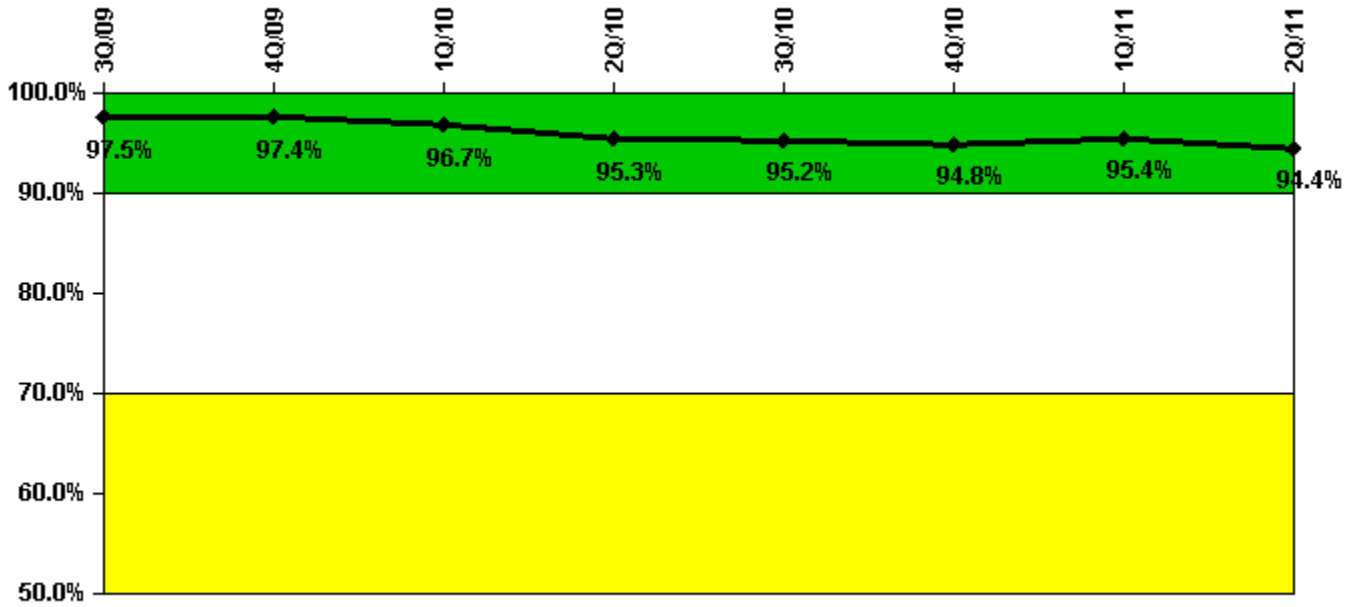
Thresholds: White > 50.0 Yellow > 100.0

Notes

Reactor Coolant System Leakage	7/09	8/09	9/09	10/09	11/09	12/09	1/10	2/10	3/10	4/10	5/10	6/10
Maximum leakage	0.140	0.130	0.140	0.200	N/A	0.250	0.210	0.220	0.220	0.220	0.230	0.240
Technical specification limit	10.0	10.0	10.0	10.0	10.0	10.0	10.0	10.0	10.0	10.0	10.0	10.0
Indicator value	1.4	1.3	1.4	2.0	N/A	2.5	2.1	2.2	2.2	2.2	2.3	2.4
Reactor Coolant System Leakage	7/10	8/10	9/10	10/10	11/10	12/10	1/11	2/11	3/11	4/11	5/11	6/11
Maximum leakage	0.260	0.230	0.280	0.290	0.290	0.310	0.420	0.560	0.650	0.220	1.030	0.120
Technical specification limit	10.0	10.0	10.0	10.0	10.0	10.0	10.0	10.0	10.0	10.0	10.0	10.0
Indicator value	2.6	2.3	2.8	2.9	2.9	3.1	4.2	5.6	6.5	2.2	10.3	1.2

Licensee Comments: none

Drill/Exercise Performance



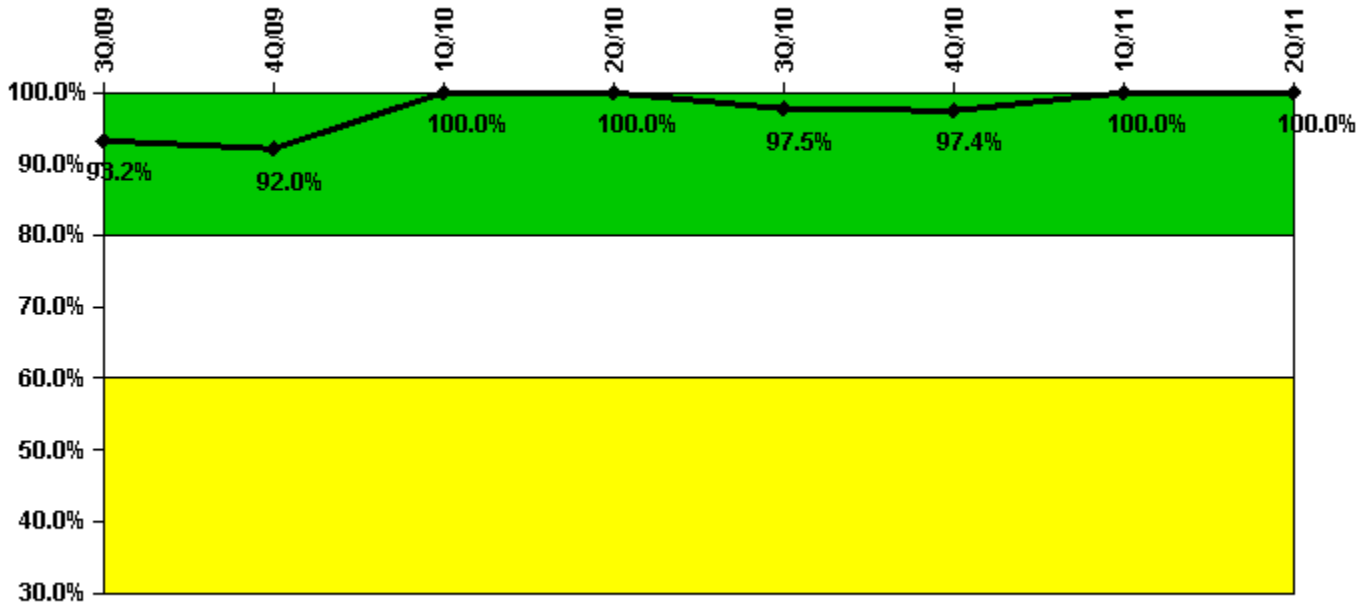
Thresholds: White < 90.0% Yellow < 70.0%

Notes

Drill/Exercise Performance	3Q/09	4Q/09	1Q/10	2Q/10	3Q/10	4Q/10	1Q/11	2Q/11
Successful opportunities	31.0	2.0	38.0	15.0	2.0	23.0	10.0	15.0
Total opportunities	32.0	2.0	40.0	18.0	2.0	24.0	10.0	16.0
Indicator value	97.5%	97.4%	96.7%	95.3%	95.2%	94.8%	95.4%	94.4%

Licensee Comments: none

ERO Drill Participation



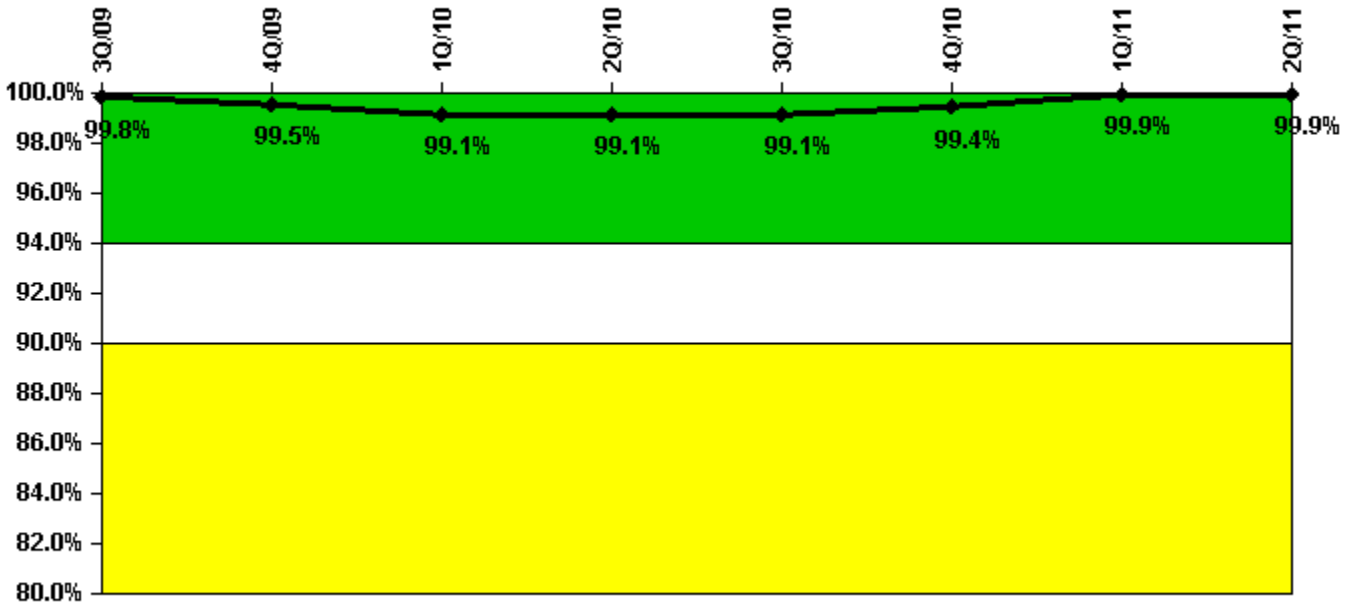
Thresholds: White < 80.0% Yellow < 60.0%

Notes

ERO Drill Participation	3Q/09	4Q/09	1Q/10	2Q/10	3Q/10	4Q/10	1Q/11	2Q/11
Participating Key personnel	69.0	69.0	71.0	69.0	78.0	76.0	78.0	75.0
Total Key personnel	74.0	75.0	71.0	69.0	80.0	78.0	78.0	75.0
Indicator value	93.2%	92.0%	100.0%	100.0%	97.5%	97.4%	100.0%	100.0%

Licensee Comments: none

Alert & Notification System



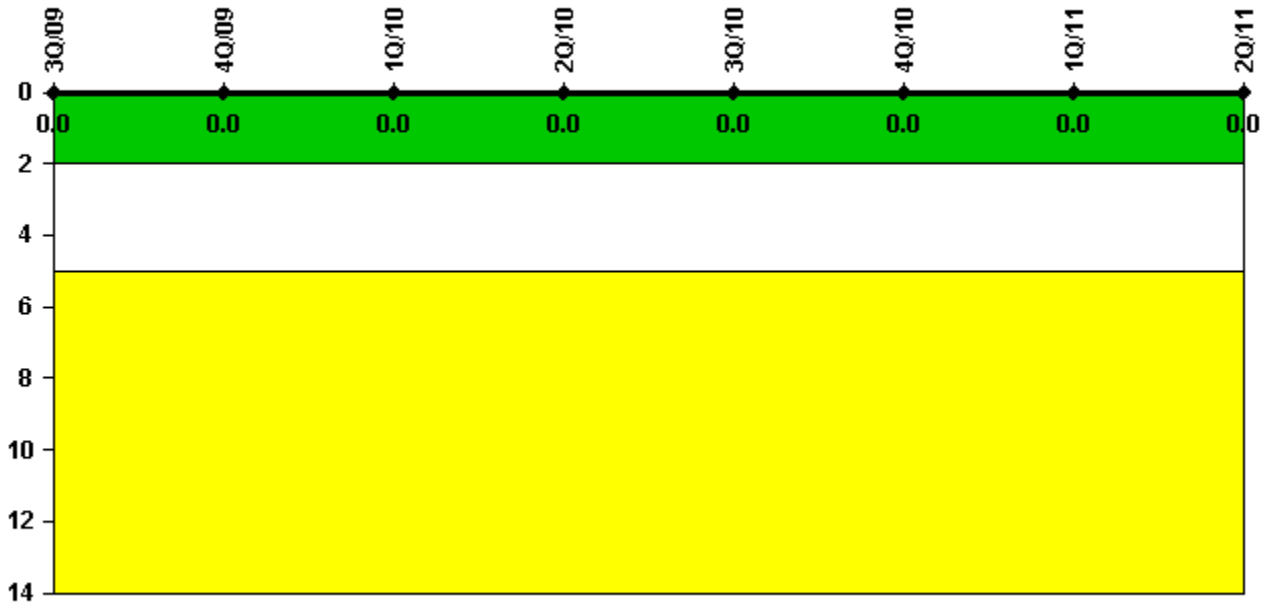
Thresholds: White < 94.0% Yellow < 90.0%

Notes

Alert & Notification System	3Q/09	4Q/09	1Q/10	2Q/10	3Q/10	4Q/10	1Q/11	2Q/11
Successful siren-tests	847	729	833	742	846	636	847	741
Total sirens-tests	848	742	848	742	848	636	848	742
Indicator value	99.8%	99.5%	99.1%	99.1%	99.1%	99.4%	99.9%	99.9%

Licensee Comments: none

Occupational Exposure Control Effectiveness



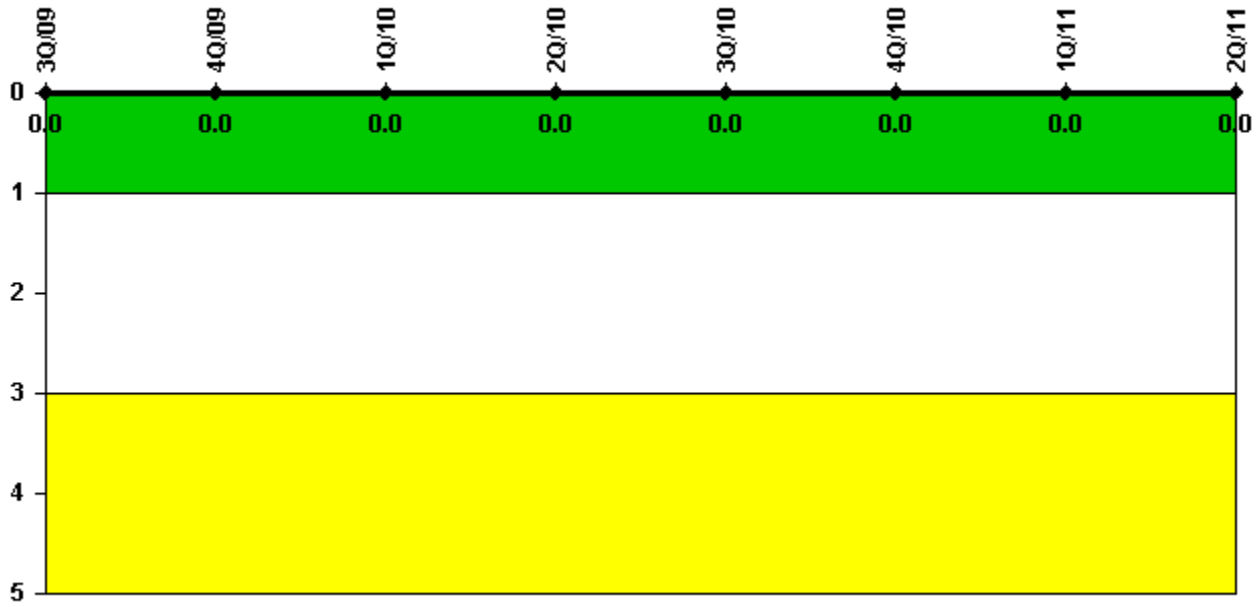
Thresholds: White > 2.0 Yellow > 5.0

Notes

Occupational Exposure Control Effectiveness	3Q/09	4Q/09	1Q/10	2Q/10	3Q/10	4Q/10	1Q/11	2Q/11
High radiation area occurrences	0	0	0	0	0	0	0	0
Very high radiation area occurrences	0	0	0	0	0	0	0	0
Unintended exposure occurrences	0	0	0	0	0	0	0	0
Indicator value	0	0	0	0	0	0	0	0

Licensee Comments: none

RETS/ODCM Radiological Effluent



Thresholds: White > 1.0 Yellow > 3.0

Notes

RETS/ODCM Radiological Effluent	3Q/09	4Q/09	1Q/10	2Q/10	3Q/10	4Q/10	1Q/11	2Q/11
RETS/ODCM occurrences	0	0	0	0	0	0	0	0
Indicator value	0	0	0	0	0	0	0	0

Licensee Comments: none

[Security](#) information not publicly available.