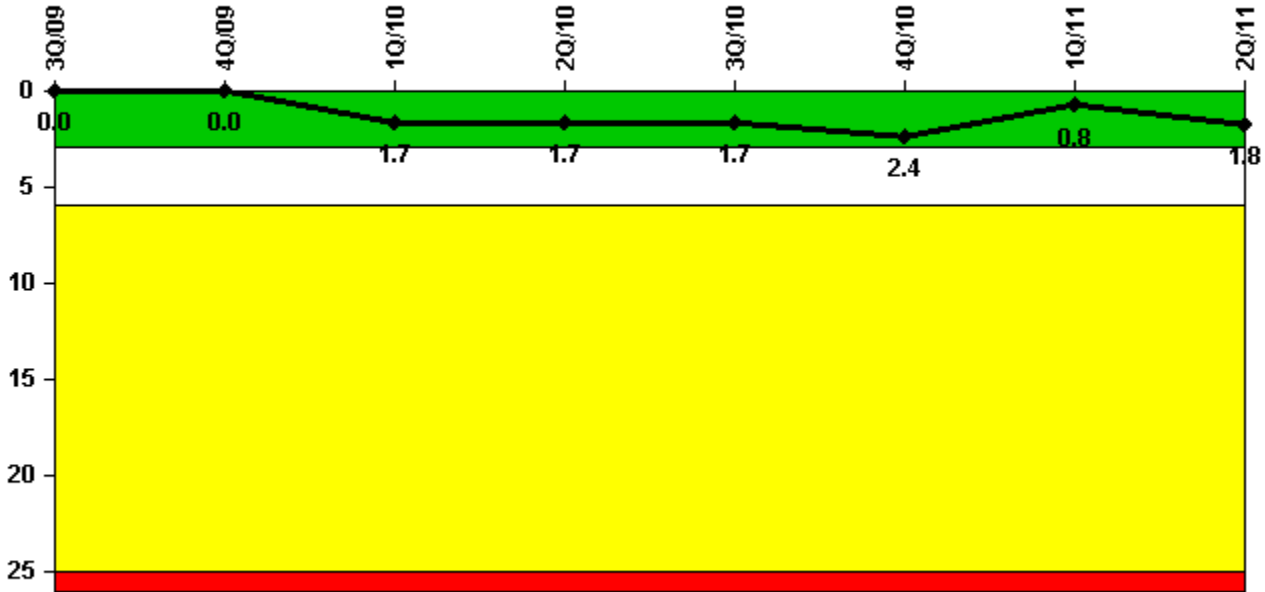


Salem 2

2Q/2011 Performance Indicators

Licensee's General Comments: none

Unplanned Scrams per 7000 Critical Hrs



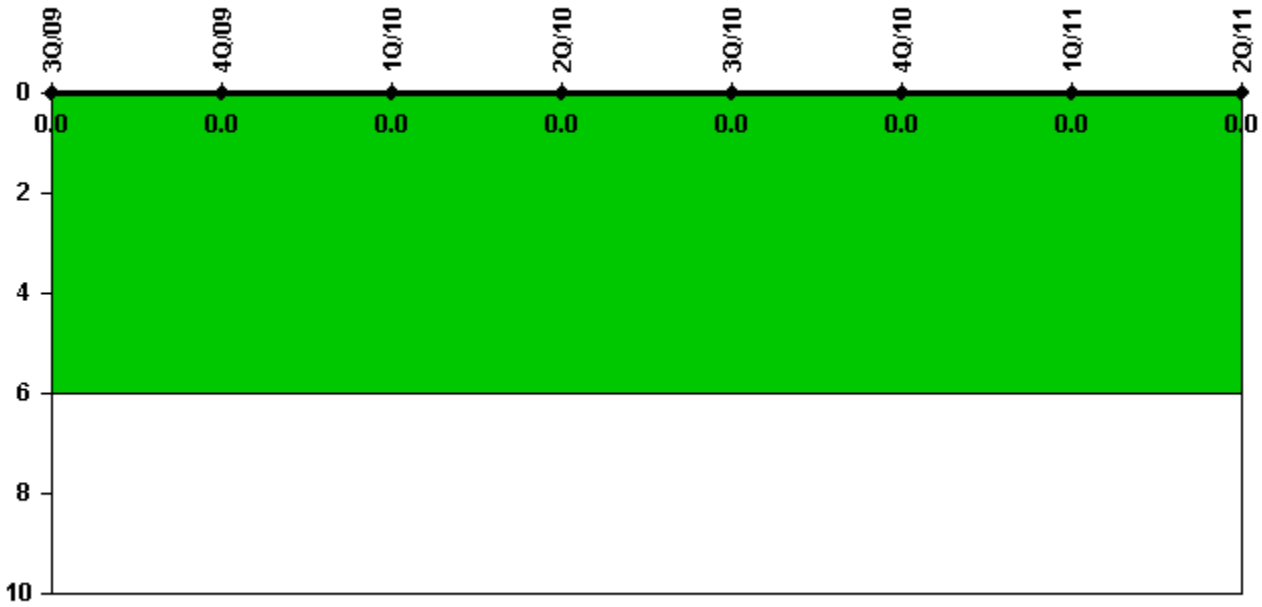
Thresholds: White > 3.0 Yellow > 6.0 Red > 25.0

Notes

Unplanned Scrams per 7000 Critical Hrs	3Q/09	4Q/09	1Q/10	2Q/10	3Q/10	4Q/10	1Q/11	2Q/11
Unplanned scrams	0	0	2.0	0	0	1.0	0	1.0
Critical hours	2208.0	1544.3	2114.2	2184.0	2208.0	2178.4	2159.0	1425.4
Indicator value	0	0	1.7	1.7	1.7	2.4	0.8	1.8

Licensee Comments: none

Unplanned Power Changes per 7000 Critical Hrs



Thresholds: White > 6.0

Notes

Unplanned Power Changes per 7000 Critical Hrs	3Q/09	4Q/09	1Q/10	2Q/10	3Q/10	4Q/10	1Q/11	2Q/11
Unplanned power changes	0	0	0	0	0	0	0	0
Critical hours	2208.0	1544.3	2114.2	2184.0	2208.0	2178.4	2159.0	1425.4
Indicator value	0	0	0	0	0	0	0	0

Licensee Comments: none

Unplanned Scrams with Complications



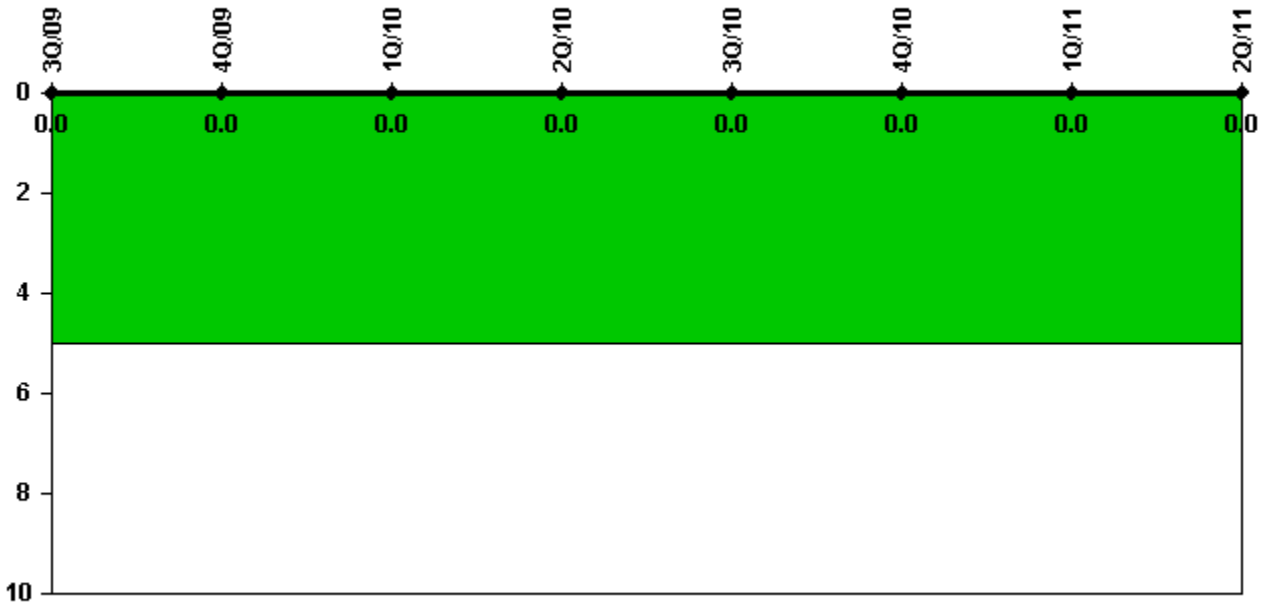
Thresholds: White > 1.0

Notes

Unplanned Scrams with Complications	3Q/09	4Q/09	1Q/10	2Q/10	3Q/10	4Q/10	1Q/11	2Q/11
Scrams with complications	0	0	0	0	0	0	0	0
Indicator value	0.0	0.0	0.0	0.0	0.0	0.0	0.0	0.0

Licensee Comments: none

Safety System Functional Failures (PWR)




Thresholds: White > 5.0

Notes

Safety System Functional Failures (PWR)	3Q/09	4Q/09	1Q/10	2Q/10	3Q/10	4Q/10	1Q/11	2Q/11
Safety System Functional Failures	0	0	0	0	0	0	0	0
Indicator value	0	0	0	0	0	0	0	0

Licensee Comments: none

Mitigating Systems Performance Index, Emergency AC Power System




Thresholds: White > 1.00E-6 Yellow > 1.00E-5 Red > 1.00E-4

Notes

Mitigating Systems Performance Index, Emergency AC Power System	3Q/09	4Q/09	1Q/10	2Q/10	3Q/10	4Q/10	1Q/11	2Q/11
UAI (Δ CDF)	-4.40E-07	-4.40E-07	-1.62E-07	-1.62E-07	-1.62E-07	-1.62E-07	-1.62E-07	-1.62E-07
URI (Δ CDF)	-4.30E-06	-4.40E-06	-1.45E-06	-1.44E-06	-1.44E-06	-1.30E-06	-1.38E-06	-1.43E-06
PLE	NO	NO	NO	NO	NO	NO	NO	NO
Indicator value	-4.74E-06	-4.84E-06	-1.60E-06	-1.60E-06	-1.60E-06	-1.50E-06	-1.50E-06	-1.60E-06

Licensee Comments: none

Mitigating Systems Performance Index, High Pressure Injection System



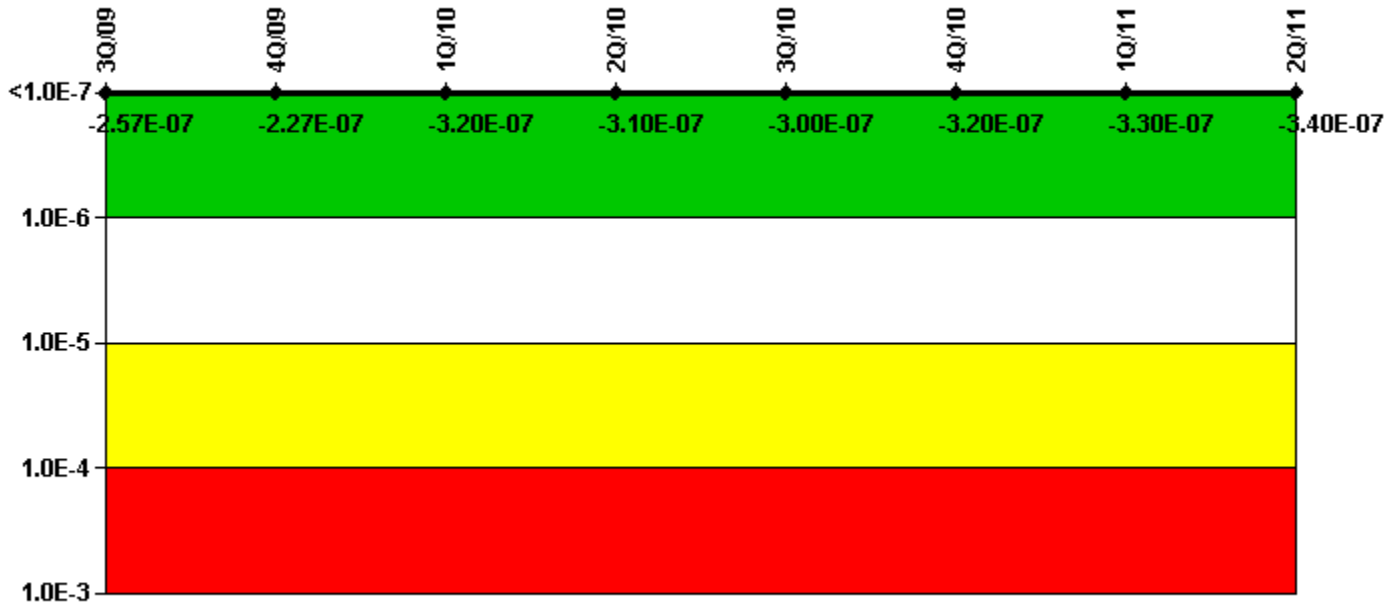
Thresholds: White > 1.00E-6 Yellow > 1.00E-5 Red > 1.00E-4

Notes

Mitigating Systems Performance Index, High Pressure Injection System	3Q/09	4Q/09	1Q/10	2Q/10	3Q/10	4Q/10	1Q/11	2Q/11
UAI (Δ CDF)	-7.00E-10	-7.00E-10	-8.70E-10	-8.70E-10	-8.70E-10	-8.70E-10	-8.70E-10	-8.64E-10
URI (Δ CDF)	-2.50E-08	-2.50E-08	-2.53E-08	-2.53E-08	-2.53E-08	-2.53E-08	-2.53E-08	-2.17E-08
PLE	NO	NO	NO	NO	NO	NO	NO	NO
Indicator value	-2.57E-08	-2.57E-08	-2.60E-08	-2.60E-08	-2.60E-08	-2.60E-08	-2.60E-08	-2.30E-08

Licensee Comments: none

Mitigating Systems Performance Index, Heat Removal System




Thresholds: White > 1.00E-6 Yellow > 1.00E-5 Red > 1.00E-4

Notes

Mitigating Systems Performance Index, Heat Removal System	3Q/09	4Q/09	1Q/10	2Q/10	3Q/10	4Q/10	1Q/11	2Q/11
UAI (Δ CDF)	-4.70E-08	-4.70E-08	-6.21E-08	-6.21E-08	-6.21E-08	-6.21E-08	-6.21E-08	-6.21E-08
URI (Δ CDF)	-2.10E-07	-1.80E-07	-2.55E-07	-2.49E-07	-2.42E-07	-2.60E-07	-2.66E-07	-2.82E-07
PLE	NO	NO	NO	NO	NO	NO	NO	NO
Indicator value	-2.57E-07	-2.27E-07	-3.20E-07	-3.10E-07	-3.00E-07	-3.20E-07	-3.30E-07	-3.40E-07

Licensee Comments: none

Mitigating Systems Performance Index, Residual Heat Removal System



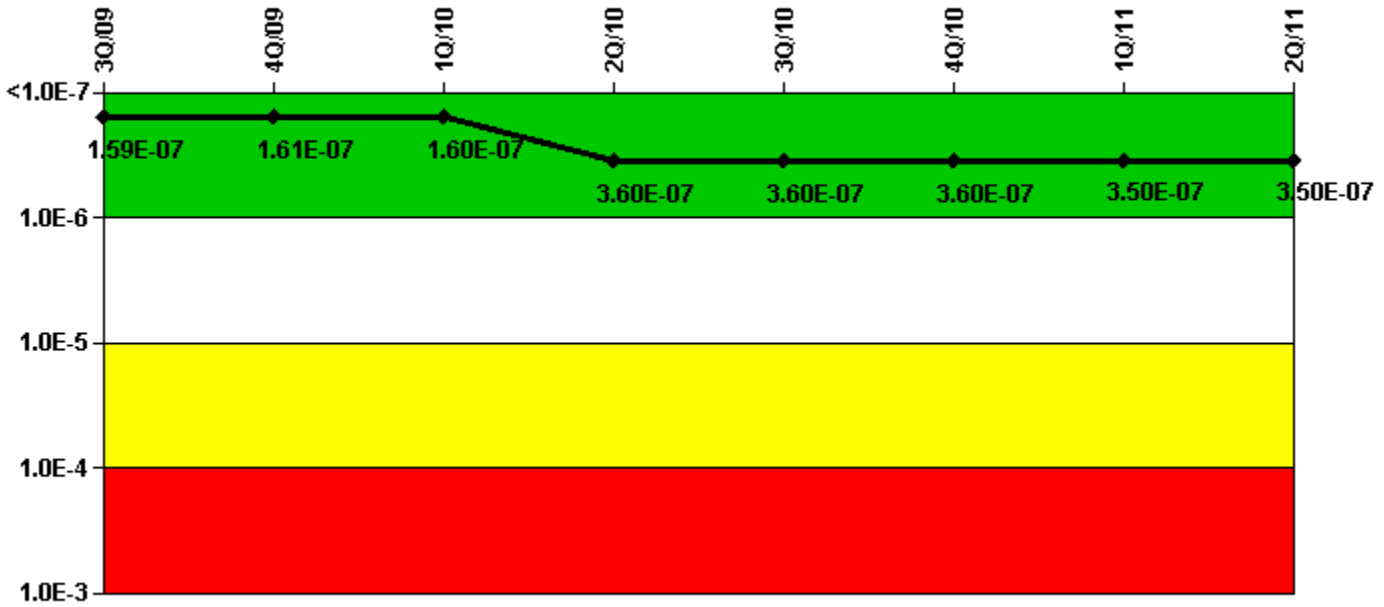
Thresholds: White > 1.00E-6 Yellow > 1.00E-5 Red > 1.00E-4

Notes

Mitigating Systems Performance Index, Residual Heat Removal System	3Q/09	4Q/09	1Q/10	2Q/10	3Q/10	4Q/10	1Q/11	2Q/11
UAI (Δ CDF)	-1.60E-08	-1.60E-08	-1.62E-08	-1.62E-08	-1.62E-08	-1.62E-08	-1.62E-08	-1.62E-08
URI (Δ CDF)	-5.30E-08	1.50E-07	1.49E-07	1.49E-07	1.49E-07	1.49E-07	1.56E-07	1.44E-07
PLE	NO	NO	NO	NO	NO	NO	NO	NO
Indicator value	-6.90E-08	1.34E-07	1.30E-07	1.30E-07	1.30E-07	1.30E-07	1.40E-07	1.30E-07

Licensee Comments: none

Mitigating Systems Performance Index, Cooling Water Systems



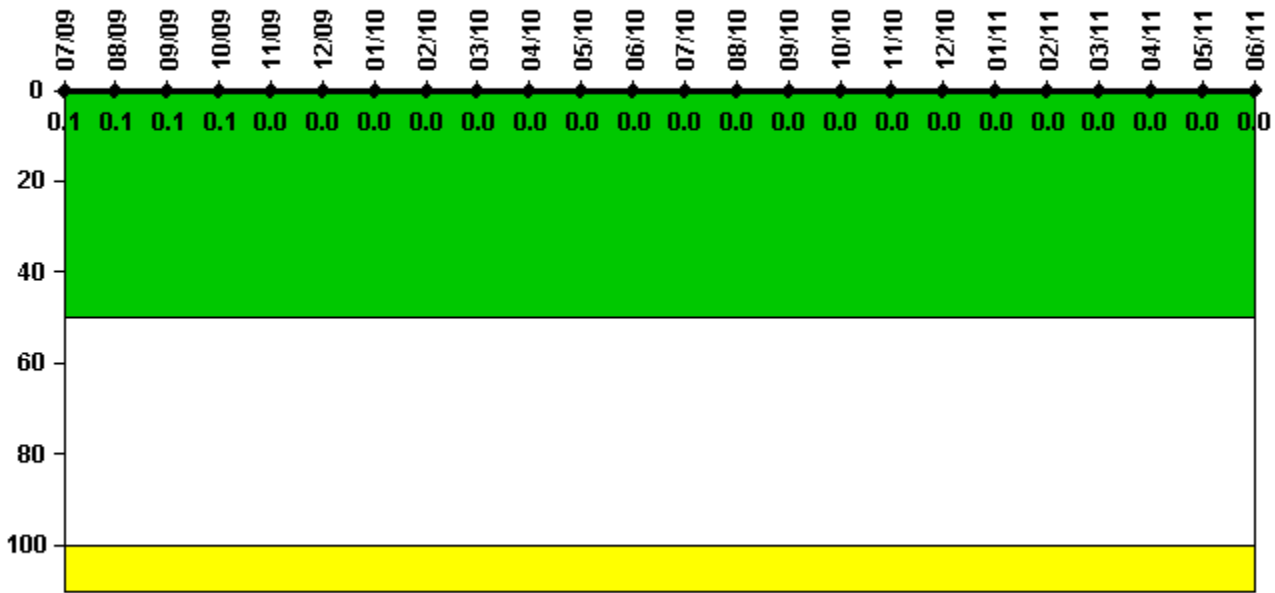
Thresholds: White > 1.00E-6 Yellow > 1.00E-5 Red > 1.00E-4

Notes

Mitigating Systems Performance Index, Cooling Water Systems	3Q/09	4Q/09	1Q/10	2Q/10	3Q/10	4Q/10	1Q/11	2Q/11
UAI (Δ CDF)	9.80E-08	1.00E-07	1.01E-07	2.53E-07	2.53E-07	2.54E-07	2.46E-07	2.43E-07
URI (Δ CDF)	6.10E-08	6.10E-08	6.28E-08	1.03E-07	1.03E-07	1.03E-07	1.03E-07	1.03E-07
PLE	NO	NO	NO	NO	NO	NO	NO	NO
Indicator value	1.59E-07	1.61E-07	1.60E-07	3.60E-07	3.60E-07	3.60E-07	3.50E-07	3.50E-07

Licensee Comments: none

Reactor Coolant System Activity



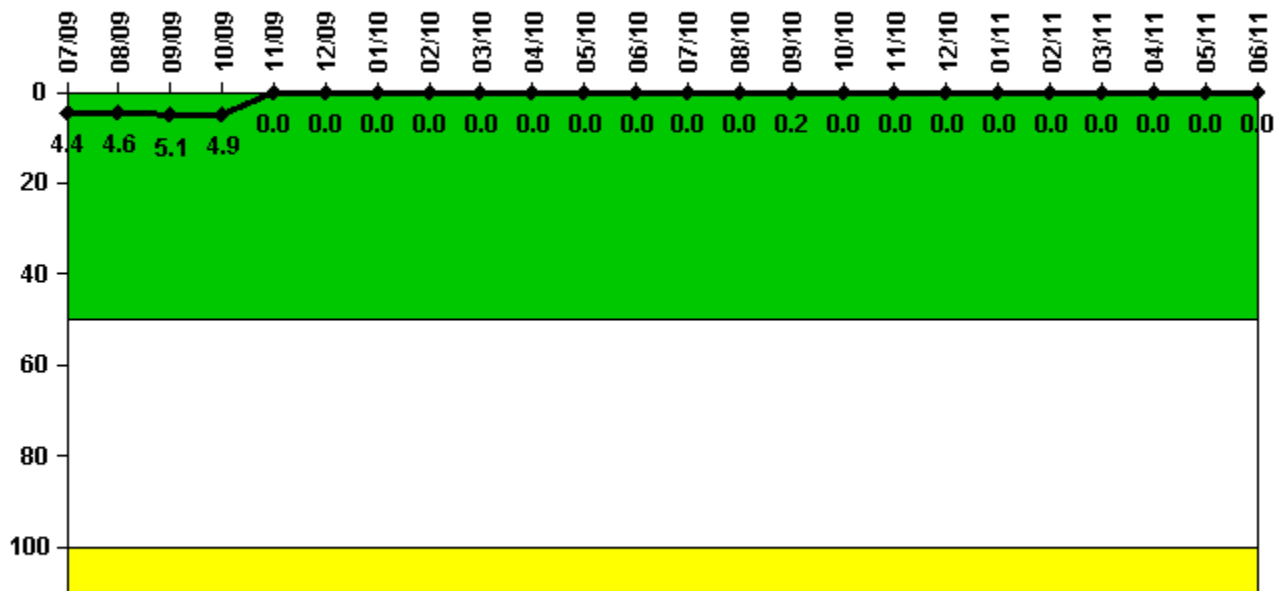
Thresholds: White > 50.0 Yellow > 100.0

Notes

Reactor Coolant System Activity	7/09	8/09	9/09	10/09	11/09	12/09	1/10	2/10	3/10	4/10	5/10	6/10
Maximum activity	0.000593	0.000574	0.000700	0.000612	0.000221	0.000250	0.000231	0.000464	0.000227	0.000300	0.000267	0.000287
Technical specification limit	1.0	1.0	1.0	1.0	1.0	1.0	1.0	1.0	1.0	1.0	1.0	1.0
Indicator value	0.1	0.1	0.1	0.1	0	0	0	0	0	0	0	0
Reactor Coolant System Activity	7/10	8/10	9/10	10/10	11/10	12/10	1/11	2/11	3/11	4/11	5/11	6/11
Maximum activity	0.000311	0.000379	0.000294	0.000392	0.000323	0.000315	0.000366	0.000339	0.000318	0.000448	0.000103	0.000193
Technical specification limit	1.0	1.0	1.0	1.0	1.0	1.0	1.0	1.0	1.0	1.0	1.0	1.0
Indicator value	0	0	0	0	0	0	0	0	0	0	0	0

Licensee Comments: none

Reactor Coolant System Leakage



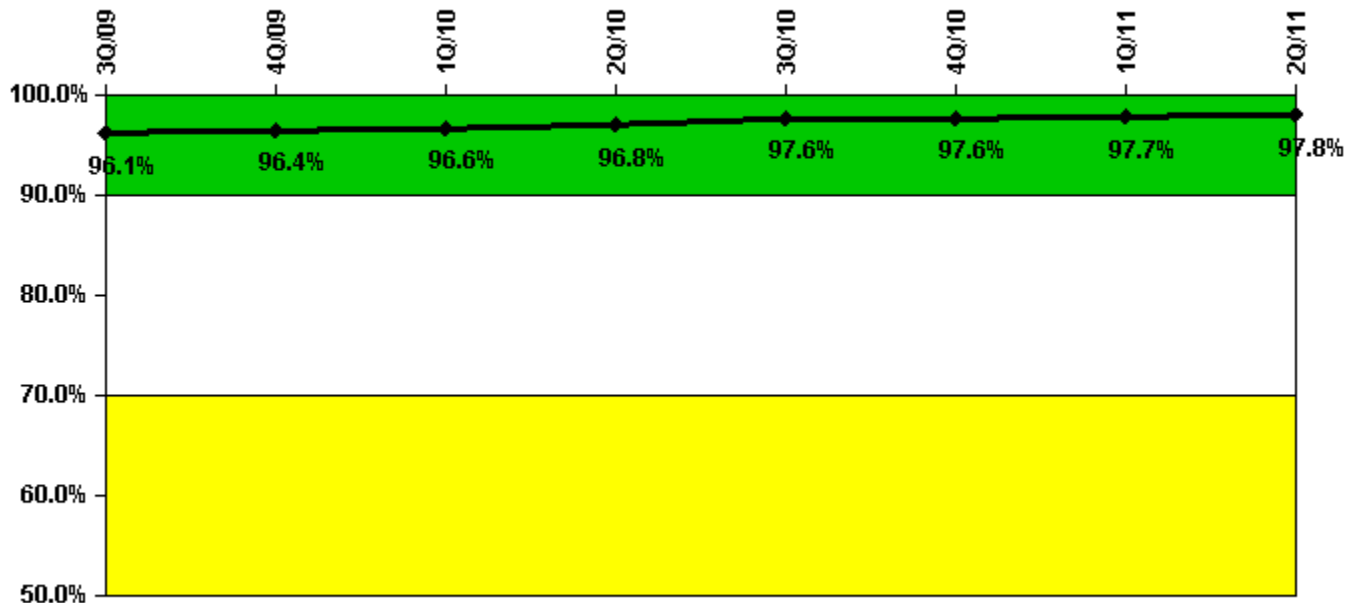
Thresholds: White > 50.0 Yellow > 100.0

Notes

Reactor Coolant System Leakage	7/09	8/09	9/09	10/09	11/09	12/09	1/10	2/10	3/10	4/10	5/10	6/10
Maximum leakage	0.438	0.459	0.511	0.490	0	0	0	0	0	0	0	0
Technical specification limit	10.0	10.0	10.0	10.0	10.0	10.0	10.0	10.0	10.0	10.0	10.0	10.0
Indicator value	4.4	4.6	5.1	4.9	0	0	0	0	0	0	0	0
Reactor Coolant System Leakage	7/10	8/10	9/10	10/10	11/10	12/10	1/11	2/11	3/11	4/11	5/11	6/11
Maximum leakage	0	0	0.016	0	0	0	0	0	0	0	0	0
Technical specification limit	10.0	10.0	10.0	10.0	10.0	10.0	10.0	10.0	10.0	10.0	10.0	10.0
Indicator value	0	0	0.2	0	0	0	0	0	0	0	0	0

Licensee Comments: none

Drill/Exercise Performance



Thresholds: White < 90.0% Yellow < 70.0%

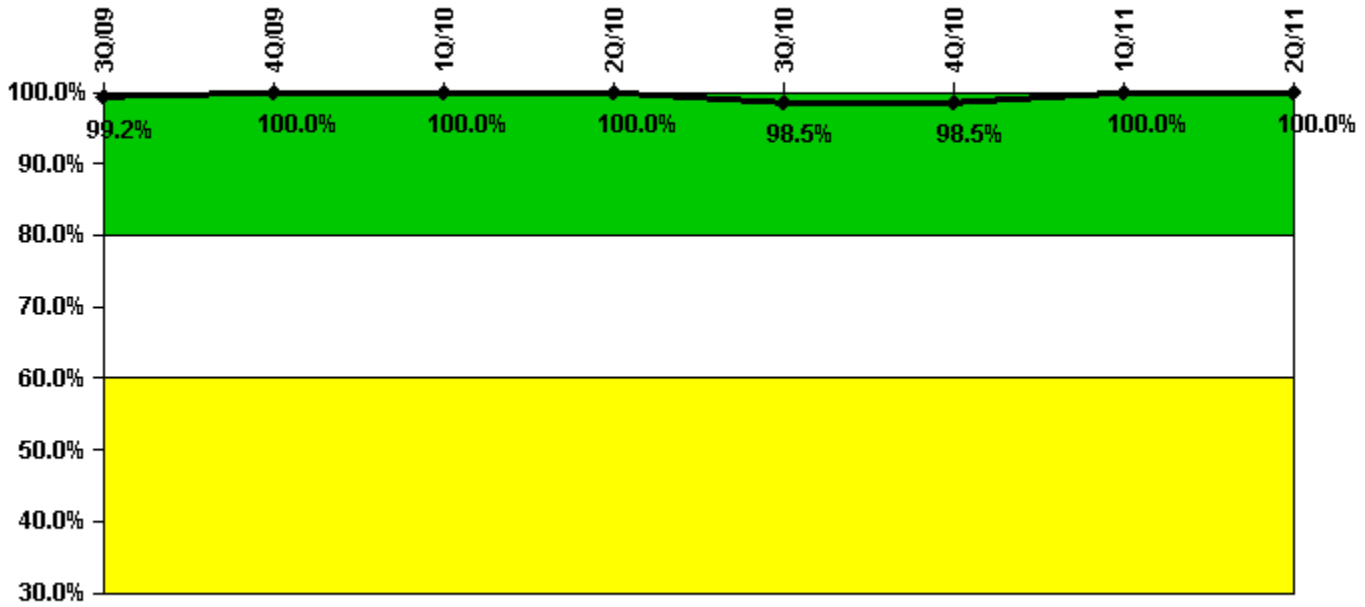
Notes

Drill/Exercise Performance	3Q/09	4Q/09	1Q/10	2Q/10	3Q/10	4Q/10	1Q/11	2Q/11
Successful opportunities	70.0	96.0	68.0	55.0	39.0	39.0	43.0	40.0
Total opportunities	72.0	98.0	70.0	56.0	39.0	40.0	44.0	41.0
Indicator value	96.1%	96.4%	96.6%	96.8%	97.6%	97.6%	97.7%	97.8%

Licensee Comments:

3Q/10: DEP data for September 2010 was changed from 39 to 25 for both total and successful opportunities. No change in color as a result of the correction.

ERO Drill Participation



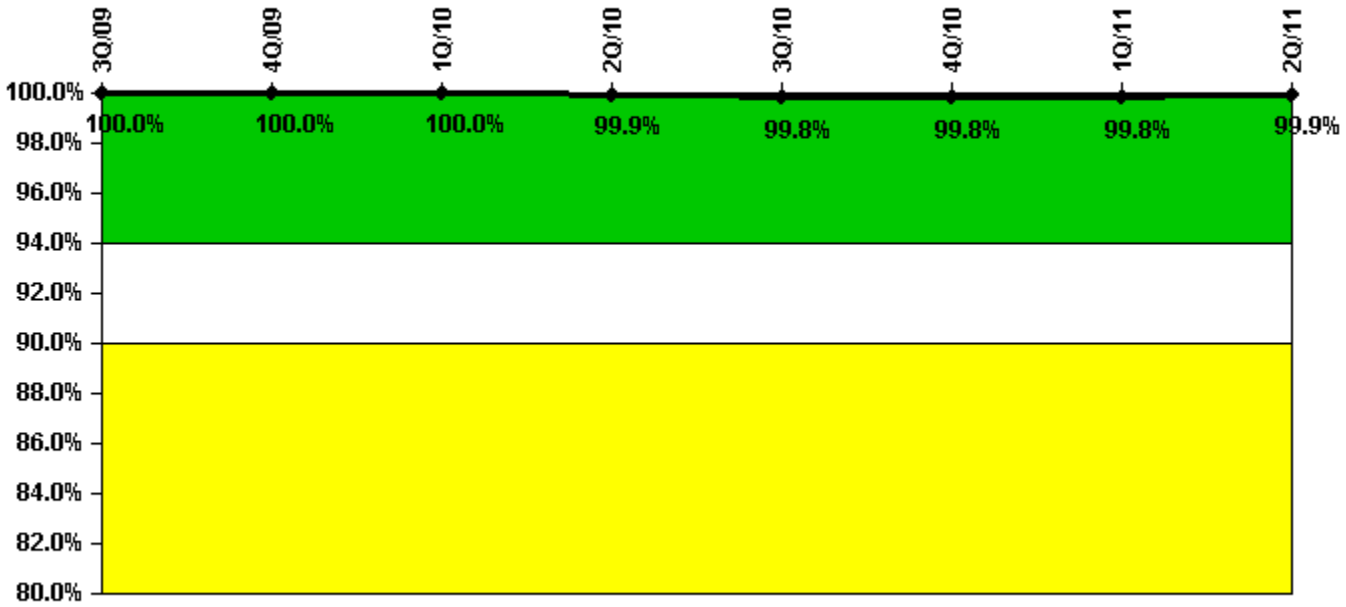
Thresholds: White < 80.0% Yellow < 60.0%

Notes

ERO Drill Participation	3Q/09	4Q/09	1Q/10	2Q/10	3Q/10	4Q/10	1Q/11	2Q/11
Participating Key personnel	127.0	130.0	130.0	128.0	130.0	132.0	128.0	130.0
Total Key personnel	128.0	130.0	130.0	128.0	132.0	134.0	128.0	130.0
Indicator value	99.2%	100.0%	100.0%	100.0%	98.5%	98.5%	100.0%	100.0%

Licensee Comments: none

Alert & Notification System



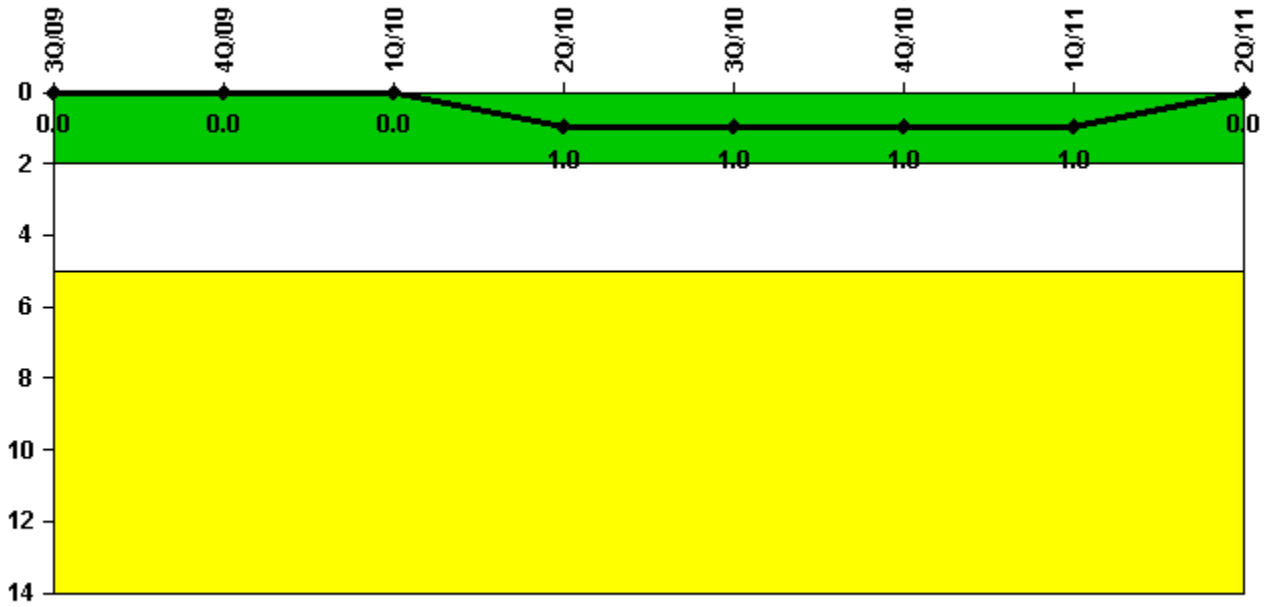
Thresholds: White < 94.0% Yellow < 90.0%

Notes

Alert & Notification System	3Q/09	4Q/09	1Q/10	2Q/10	3Q/10	4Q/10	1Q/11	2Q/11
Successful siren-tests	497	497	497	495	496	497	497	497
Total sirens-tests	497	497	497	497	497	497	497	497
Indicator value	100.0%	100.0%	100.0%	99.9%	99.8%	99.8%	99.8%	99.9%

Licensee Comments: none

Occupational Exposure Control Effectiveness



Thresholds: White > 2.0 Yellow > 5.0

Notes

Occupational Exposure Control Effectiveness	3Q/09	4Q/09	1Q/10	2Q/10	3Q/10	4Q/10	1Q/11	2Q/11
High radiation area occurrences	0	0	0	1	0	0	0	0
Very high radiation area occurrences	0	0	0	0	0	0	0	0
Unintended exposure occurrences	0	0	0	0	0	0	0	0
Indicator value	0	0	0	1	1	1	1	0

Licensee Comments: none

RETS/ODCM Radiological Effluent



Thresholds: White > 1.0 Yellow > 3.0

Notes

RETS/ODCM Radiological Effluent	3Q/09	4Q/09	1Q/10	2Q/10	3Q/10	4Q/10	1Q/11	2Q/11
RETS/ODCM occurrences	0	0	0	0	0	0	0	0
Indicator value	0	0	0	0	0	0	0	0

Licensee Comments: none

[Security](#) information not publicly available.