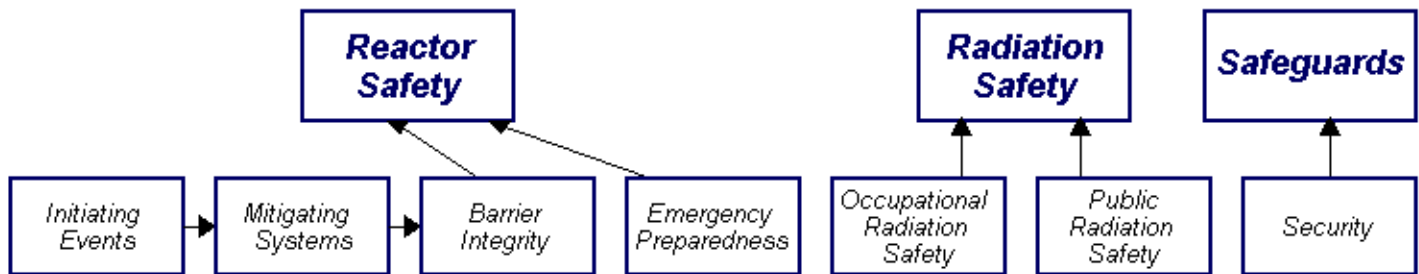
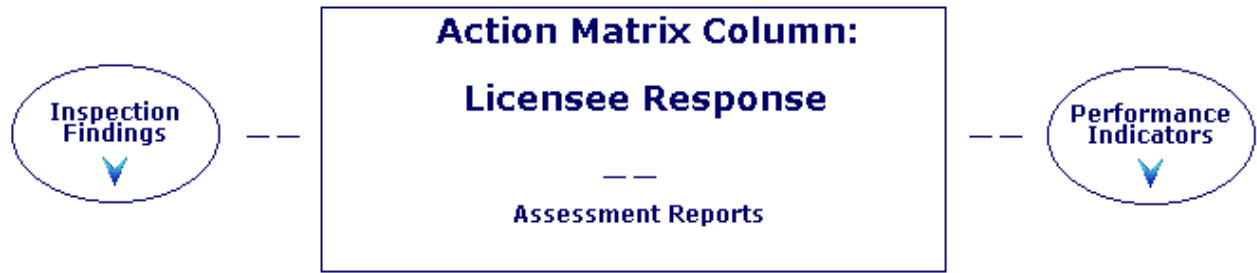


Salem 2 2Q/2011 Performance Summary

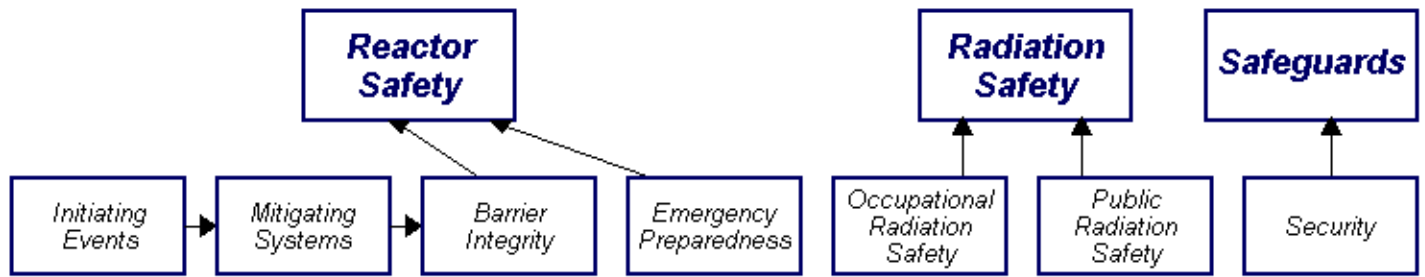


Performance Indicators

Unplanned Scrams (G)	Safety System Functional Failures (G)	Reactor Coolant System Activity (G)	Drill/Exercise Performance (G)	Occupational Exposure Control Effectiveness (G)	RETS/ODCM Radiological Effluent (G)
Unplanned Power Changes (G)	Emergency AC Power System (G)	Reactor Coolant System Leakage (G)	ERO Drill Participation (G)		
Unplanned Scrams with Complications (G)	High Pressure Injection System (G)		Alert and Notification System (G)		
	Heat Removal System (G)				
	Residual Heat Removal System (G)				
	Cooling Water Systems (G)				

Last Modified: August 16, 2011

Legend: R=Red W=White T=Thresholds under development N=Not Applicable
 Y=Yellow G=Green I=Insufficient data to calculate PI U=Unique Design



Most Significant Inspection Findings

2Q/2011	G	No findings this quarter	No findings this quarter	No findings this quarter	No findings this quarter	No findings this quarter
1Q/2011	No findings this quarter	G	G	No findings this quarter	No findings this quarter	No findings this quarter
4Q/2010	No findings this quarter	No findings this quarter	No findings this quarter	No findings this quarter	No findings this quarter	No findings this quarter
3Q/2010	No findings this quarter	No findings this quarter	No findings this quarter	No findings this quarter	No findings this quarter	No findings this quarter

Miscellaneous findings

Additional Inspection & Assessment Information

◆ **Assessment Reports/Inspection Plans:**

- 2Q/2011
- 1Q/2011
- 4Q/2010
- 3Q/2010

◆ **Cross Reference Of Assessment Reports**

◆ **List of Inspection Reports (IR)**

- ◆ List of Security IR Cover Letters
- ◆ List of Assessment Letters/Inspection Plans
- ◆ Baseline Inspection Completion Information

Last Modified: August 30, 2011