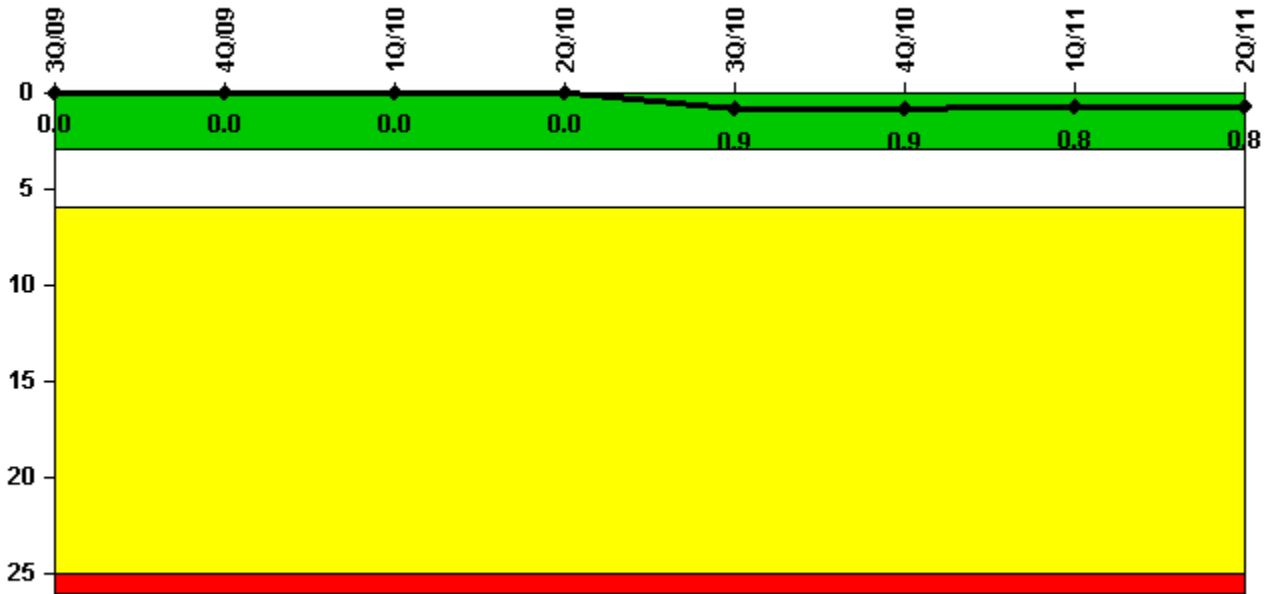


Quad Cities 2

2Q/2011 Performance Indicators

Licensee's General Comments: none

Unplanned Scrams per 7000 Critical Hrs



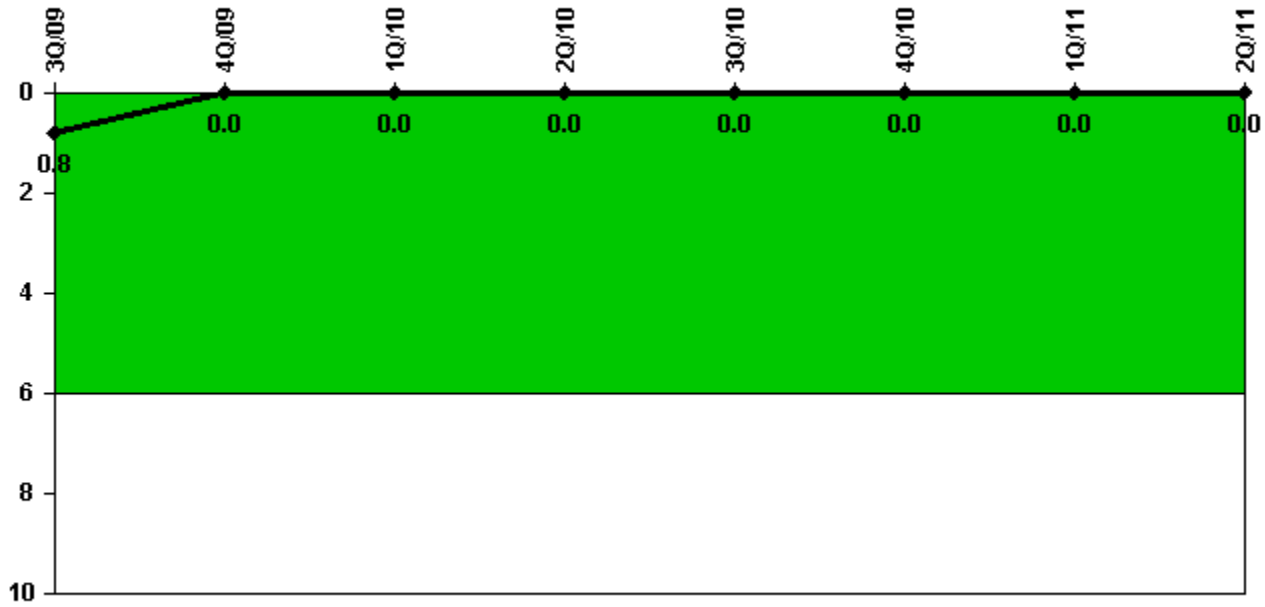
Thresholds: White > 3.0 Yellow > 6.0 Red > 25.0

Notes

Unplanned Scrams per 7000 Critical Hrs	3Q/09	4Q/09	1Q/10	2Q/10	3Q/10	4Q/10	1Q/11	2Q/11
Unplanned scrams	0	0	0	0	1.0	0	0	0
Critical hours	2208.0	2209.0	1752.5	1834.6	2145.0	2209.0	2159.0	2184.0
Indicator value	0	0	0	0	0.9	0.9	0.8	0.8

Licensee Comments: none

Unplanned Power Changes per 7000 Critical Hrs



Thresholds: White > 6.0

Notes

Unplanned Power Changes per 7000 Critical Hrs	3Q/09	4Q/09	1Q/10	2Q/10	3Q/10	4Q/10	1Q/11	2Q/11
Unplanned power changes	0	0	0	0	0	0	0	0
Critical hours	2208.0	2209.0	1752.5	1834.6	2145.0	2209.0	2159.0	2184.0
Indicator value	0.8	0	0	0	0	0	0	0

Licensee Comments: none

Unplanned Scrams with Complications



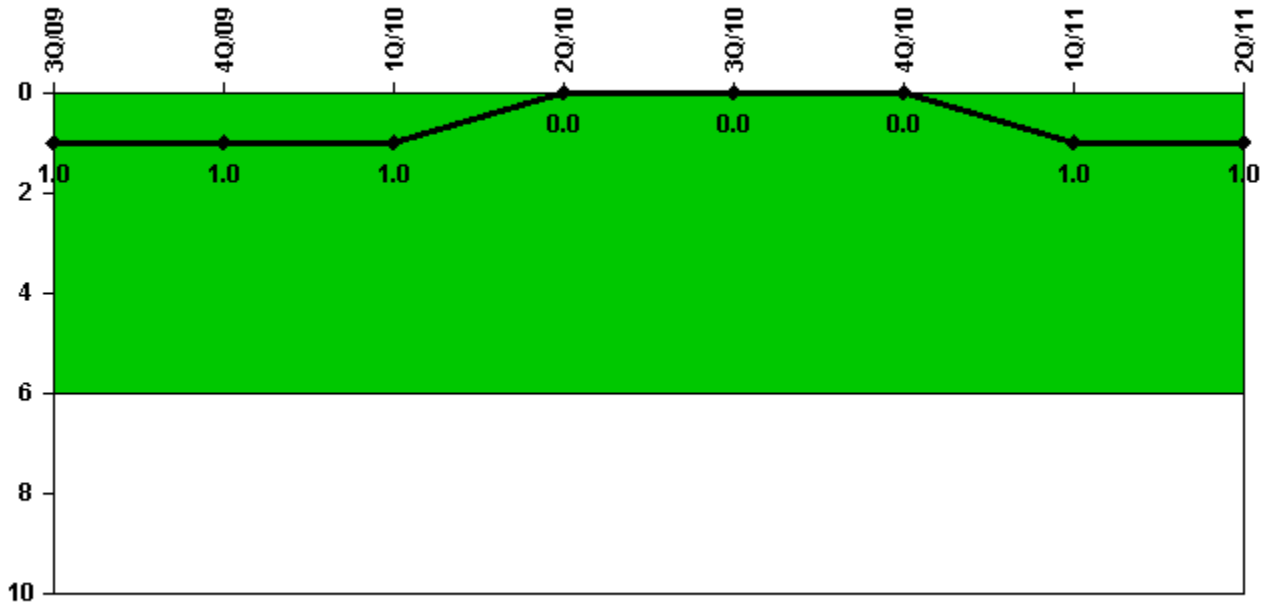
Thresholds: White > 1.0

Notes

Unplanned Scrams with Complications	3Q/09	4Q/09	1Q/10	2Q/10	3Q/10	4Q/10	1Q/11	2Q/11
Scrams with complications	0	0	0	0	0	0	0	0
Indicator value	0.0	0.0	0.0	0.0	0.0	0.0	0.0	0.0

Licensee Comments: none

Safety System Functional Failures (BWR)



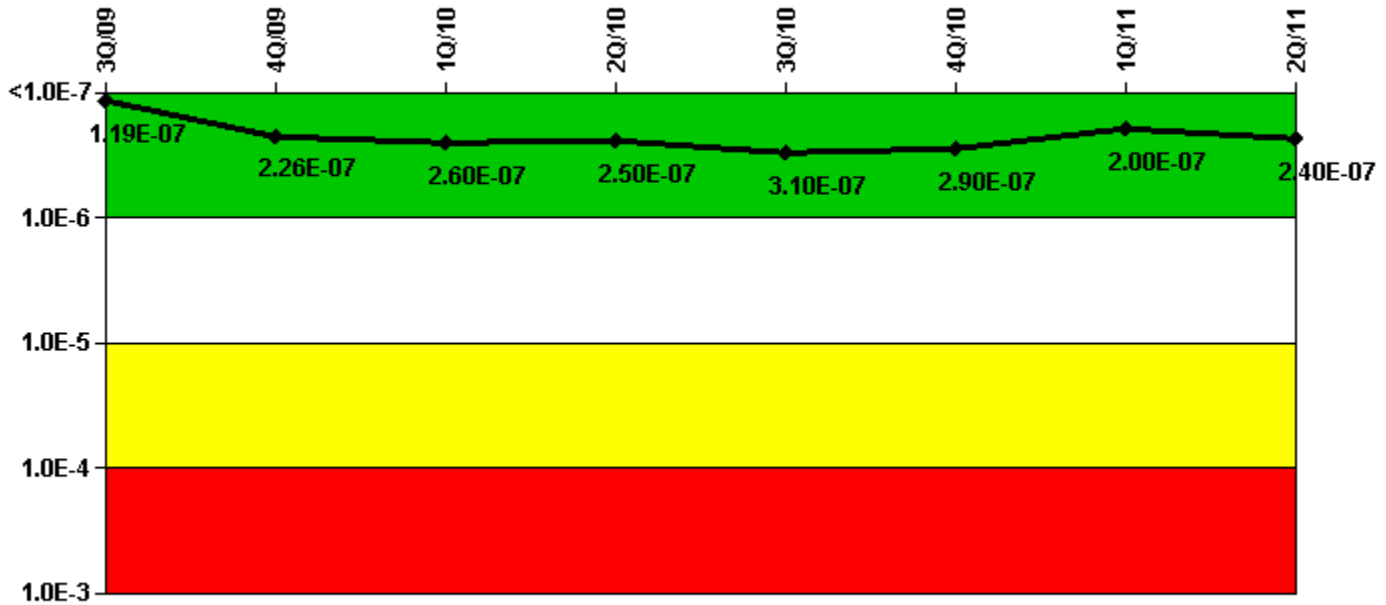
Thresholds: White > 6.0

Notes

Safety System Functional Failures (BWR)	3Q/09	4Q/09	1Q/10	2Q/10	3Q/10	4Q/10	1Q/11	2Q/11
Safety System Functional Failures	0	0	0	0	0	0	1	0
Indicator value	1	1	1	0	0	0	1	1

Licensee Comments: none

Mitigating Systems Performance Index, Emergency AC Power System



Thresholds: White > 1.00E-6 Yellow > 1.00E-5 Red > 1.00E-4

Notes

Mitigating Systems Performance Index, Emergency AC Power System	3Q/09	4Q/09	1Q/10	2Q/10	3Q/10	4Q/10	1Q/11	2Q/11
UAI (ΔCDF)	1.30E-07	1.50E-07	1.81E-07	1.76E-07	1.88E-07	1.66E-07	1.17E-07	1.57E-07
URI (ΔCDF)	-1.10E-08	7.60E-08	7.65E-08	7.64E-08	1.24E-07	1.25E-07	8.02E-08	7.84E-08
PLE	NO	NO	NO	NO	NO	NO	NO	NO
Indicator value	1.19E-07	2.26E-07	2.60E-07	2.50E-07	3.10E-07	2.90E-07	2.00E-07	2.40E-07

Licensee Comments:

2Q/11: Revised FVUAP, UAP, and CDF based on revision 5a of the MSPI Basis Document.

1Q/11: MSPI failure record 1065 was attributed to the both the diesel generator and the cooling water pump, in error. The diesel generator record was corrected to remove this failure, which drove a change to this indicator.

4Q/10: MSPI failure record 1065 was attributed to the both the diesel generator and the cooling water pump, in error. The diesel generator record was corrected to remove this failure, which drove a change to this indicator.

3Q/10: MSPI failure record 1065 was attributed to the both the diesel generator and the cooling water pump, in error. The diesel generator record was corrected to remove this failure, which drove a change to this indicator.

Mitigating Systems Performance Index, High Pressure Injection System



Thresholds: White > 1.00E-6 Yellow > 1.00E-5 Red > 1.00E-4


Notes

Mitigating Systems Performance Index, High Pressure Injection System	3Q/09	4Q/09	1Q/10	2Q/10	3Q/10	4Q/10	1Q/11	2Q/11
UAI (Δ CDF)	1.30E-08	9.30E-09	6.14E-09	-5.52E-09	-4.85E-09	-4.28E-09	-1.80E-09	5.87E-09
URI (Δ CDF)	-4.00E-08	-4.00E-08	-3.89E-08	-4.17E-08	-4.17E-08	-4.17E-08	-3.89E-08	-3.89E-08
PLE	NO	NO	NO	NO	NO	NO	NO	NO
Indicator value	-2.70E-08	-3.07E-08	-3.30E-08	-4.70E-08	-4.70E-08	-4.60E-08	-4.10E-08	-3.30E-08

Licensee Comments:

2Q/11: Revised FVUAP, UAP, and CDF based on revision 5a of the MSPI Basis Document.

Mitigating Systems Performance Index, Heat Removal System



Thresholds: White > 1.00E-6 Yellow > 1.00E-5 Red > 1.00E-4

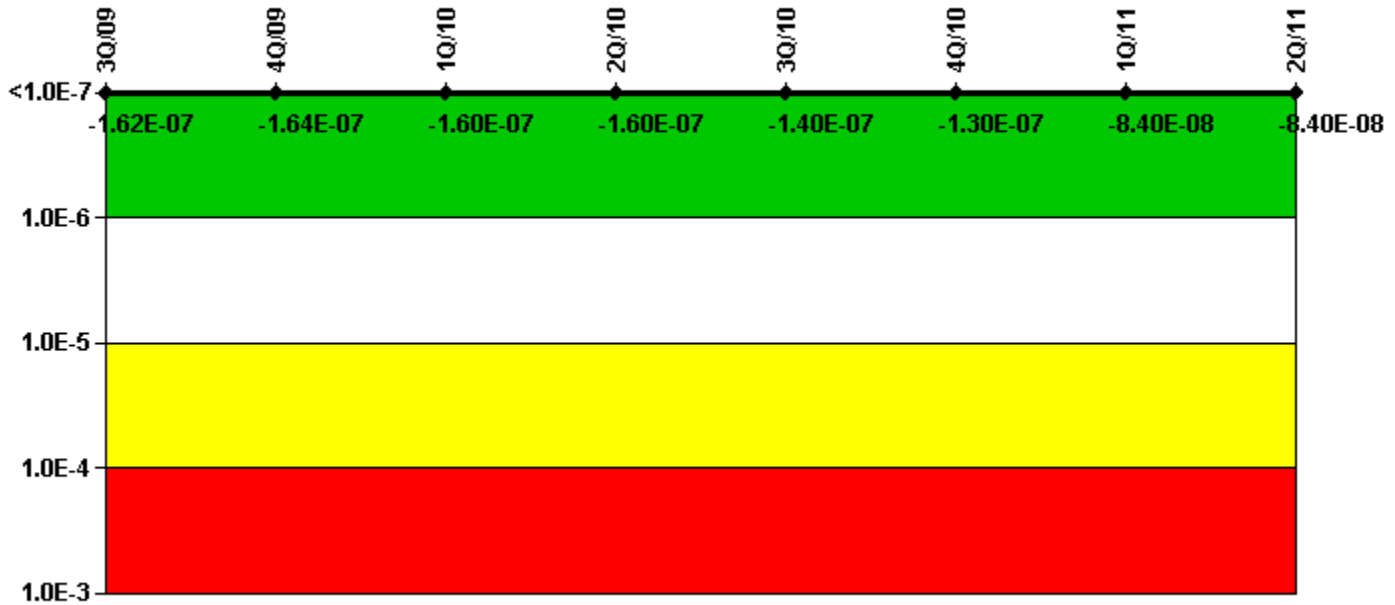
Notes

Mitigating Systems Performance Index, Heat Removal System	3Q/09	4Q/09	1Q/10	2Q/10	3Q/10	4Q/10	1Q/11	2Q/11
UAI (Δ CDF)	1.60E-09	9.00E-09	8.25E-09	8.37E-09	8.41E-09	1.57E-08	1.31E-08	1.38E-08
URI (Δ CDF)	-2.90E-08	-2.90E-08	-2.77E-08	-3.14E-08	-3.14E-08	-3.14E-08	-2.89E-08	-2.76E-08
PLE	NO	NO	NO	NO	NO	NO	NO	NO
Indicator value	-2.74E-08	-2.00E-08	-1.90E-08	-2.30E-08	-2.30E-08	-1.60E-08	-1.60E-08	-1.40E-08

Licensee Comments:

2Q/11: Revised FVUAP, UAP, and CDF based on revision 5a of the MSPI Basis Document.

Mitigating Systems Performance Index, Residual Heat Removal System



Thresholds: White > 1.00E-6 Yellow > 1.00E-5 Red > 1.00E-4


Notes

Mitigating Systems Performance Index, Residual Heat Removal System	3Q/09	4Q/09	1Q/10	2Q/10	3Q/10	4Q/10	1Q/11	2Q/11
UAI (Δ CDF)	-5.20E-08	-5.40E-08	-5.90E-08	-5.90E-08	-4.30E-08	-2.44E-08	1.82E-08	1.82E-08
URI (Δ CDF)	-1.10E-07	-1.10E-07	-1.05E-07	-1.05E-07	-1.02E-07	-1.02E-07	-1.02E-07	-1.02E-07
PLE	NO	NO	NO	NO	NO	NO	NO	NO
Indicator value	-1.62E-07	-1.64E-07	-1.60E-07	-1.60E-07	-1.40E-07	-1.30E-07	-8.40E-08	-8.40E-08

Licensee Comments:

2Q/11: Revised FVUAP, UAP, and CDF based on revision 5a of the MSPI Basis Document.

Mitigating Systems Performance Index, Cooling Water Systems



Thresholds: White > 1.00E-6 Yellow > 1.00E-5 Red > 1.00E-4

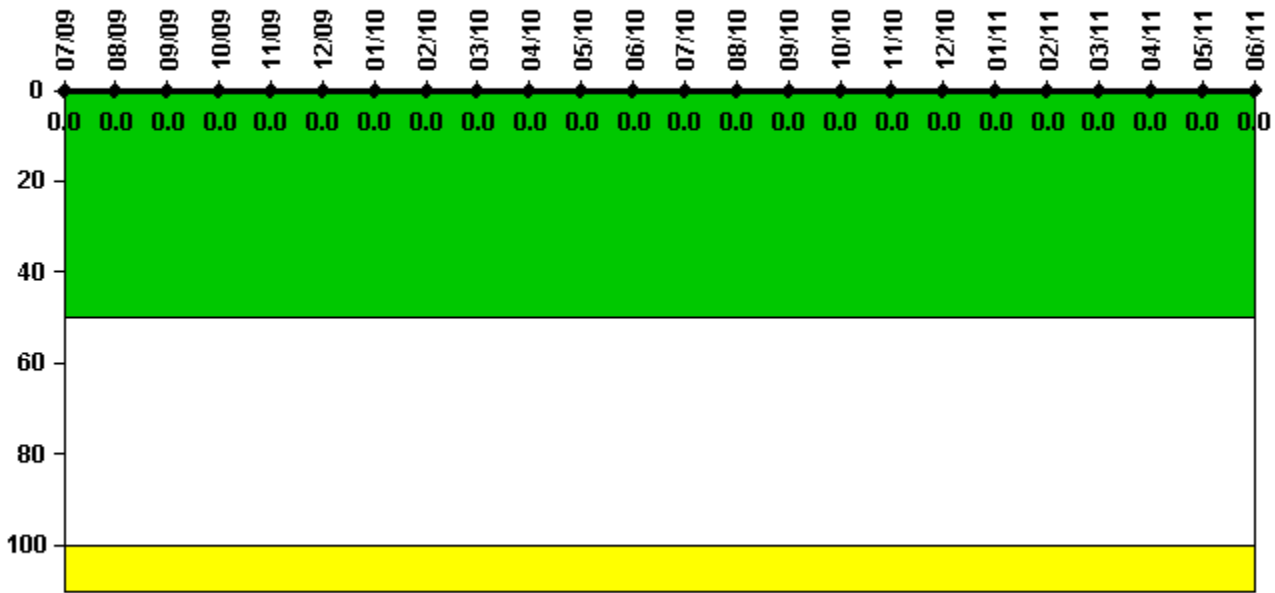
Notes

Mitigating Systems Performance Index, Cooling Water Systems	3Q/09	4Q/09	1Q/10	2Q/10	3Q/10	4Q/10	1Q/11	2Q/11
UAI (Δ CDF)	-4.00E-08	-4.00E-08	-3.96E-08	-3.96E-08	-3.96E-08	-3.96E-08	-3.96E-08	-3.96E-08
URI (Δ CDF)	-1.00E-09	-1.00E-09	-9.97E-10	-9.97E-10	-9.97E-10	1.94E-10	1.94E-10	1.94E-10
PLE	NO	NO	NO	NO	NO	NO	NO	NO
Indicator value	-4.10E-08	-4.10E-08	-4.10E-08	-4.10E-08	-4.10E-08	-3.90E-08	-3.90E-08	-3.90E-08

Licensee Comments:

2Q/11: Revised FVUAP, UAP, and CDF based on revision 5a of the MSPI Basis Document.

Reactor Coolant System Activity



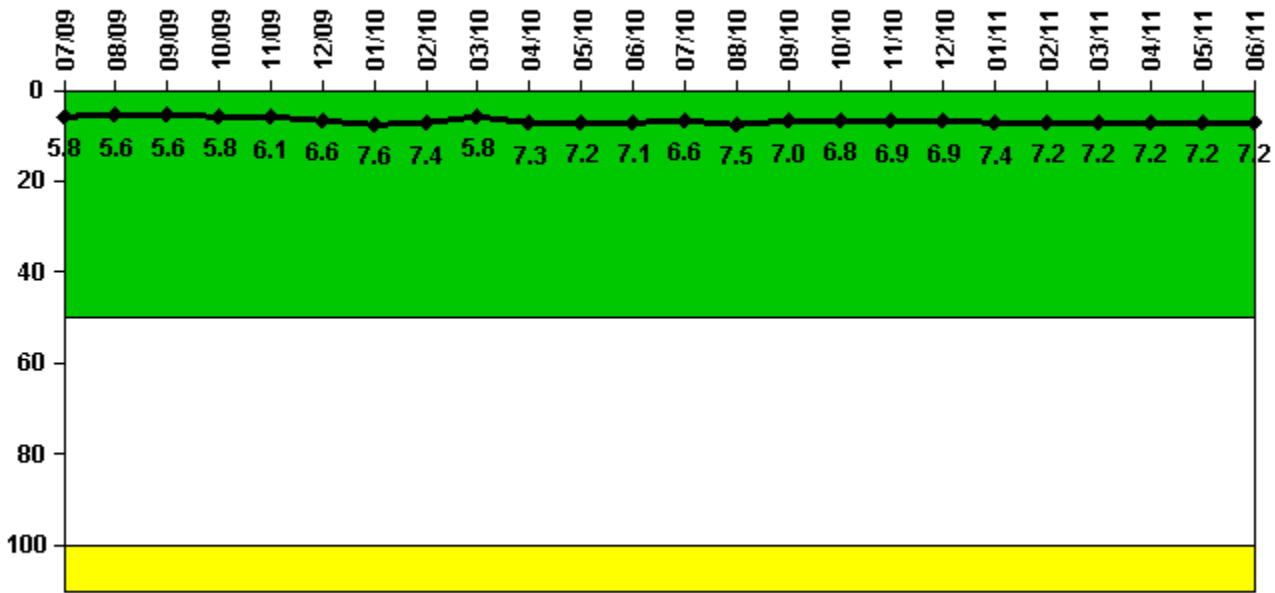
Thresholds: White > 50.0 Yellow > 100.0

Notes

Reactor Coolant System Activity	7/09	8/09	9/09	10/09	11/09	12/09	1/10	2/10	3/10	4/10	5/10	6/10
Maximum activity	0.000013	0.000012	0.000021	0.000016	0.000012	0.000010	0.000013	0.000010	0.000008	0.000006	0.000006	0.000005
Technical specification limit	0.2	0.2	0.2	0.2	0.2	0.2	0.2	0.2	0.2	0.2	0.2	0.2
Indicator value	0	0	0	0	0	0	0	0	0	0	0	0
Reactor Coolant System Activity	7/10	8/10	9/10	10/10	11/10	12/10	1/11	2/11	3/11	4/11	5/11	6/11
Maximum activity	0.000009	0.000010	0.000009	0.000008	0.000009	0.000004	0.000009	0.000004	0.000004	0.000009	0.000008	0.000008
Technical specification limit	0.2	0.2	0.2	0.2	0.2	0.2	0.2	0.2	0.2	0.2	0.2	0.2
Indicator value	0	0	0	0	0	0	0	0	0	0	0	0

Licensee Comments: none

Reactor Coolant System Leakage



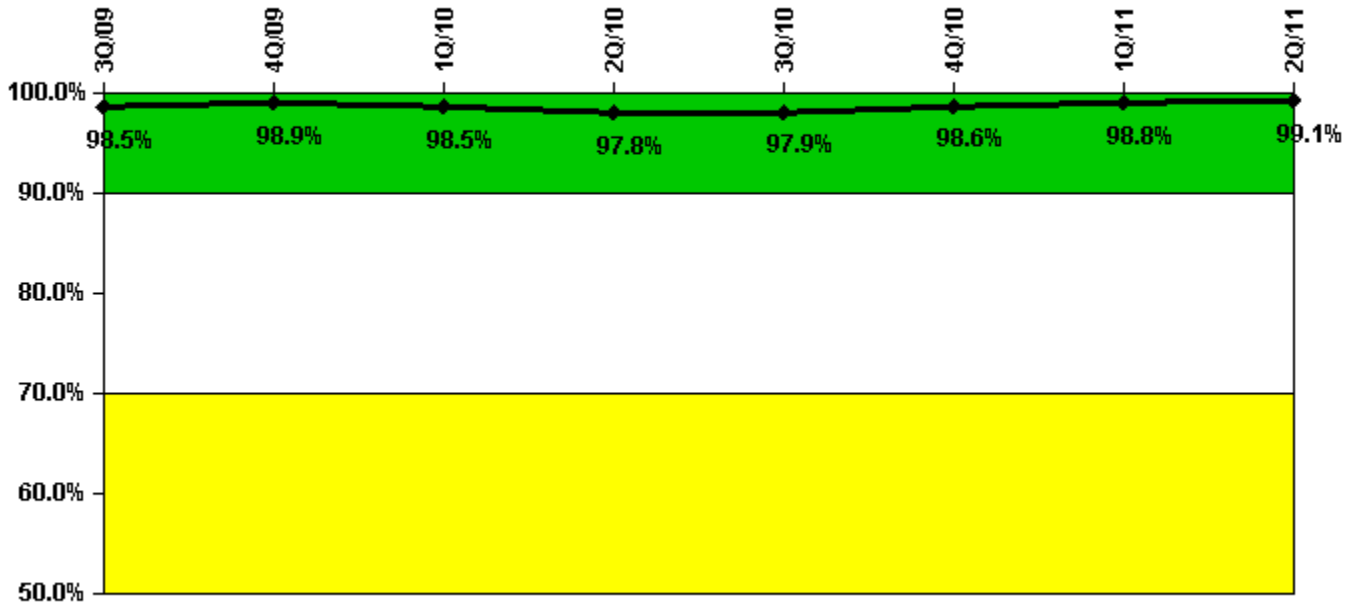
Thresholds: White > 50.0 Yellow > 100.0

Notes

Reactor Coolant System Leakage	7/09	8/09	9/09	10/09	11/09	12/09	1/10	2/10	3/10	4/10	5/10	6/10
Maximum leakage	1.440	1.410	1.400	1.460	1.520	1.660	1.910	1.860	1.450	1.830	1.810	1.780
Technical specification limit	25.0	25.0	25.0	25.0	25.0	25.0	25.0	25.0	25.0	25.0	25.0	25.0
Indicator value	5.8	5.6	5.6	5.8	6.1	6.6	7.6	7.4	5.8	7.3	7.2	7.1
Reactor Coolant System Leakage	7/10	8/10	9/10	10/10	11/10	12/10	1/11	2/11	3/11	4/11	5/11	6/11
Maximum leakage	1.655	1.867	1.745	1.704	1.718	1.727	1.858	1.793	1.789	1.798	1.801	1.795
Technical specification limit	25.0	25.0	25.0	25.0	25.0	25.0	25.0	25.0	25.0	25.0	25.0	25.0
Indicator value	6.6	7.5	7.0	6.8	6.9	6.9	7.4	7.2	7.2	7.2	7.2	7.2

Licensee Comments: none

Drill/Exercise Performance



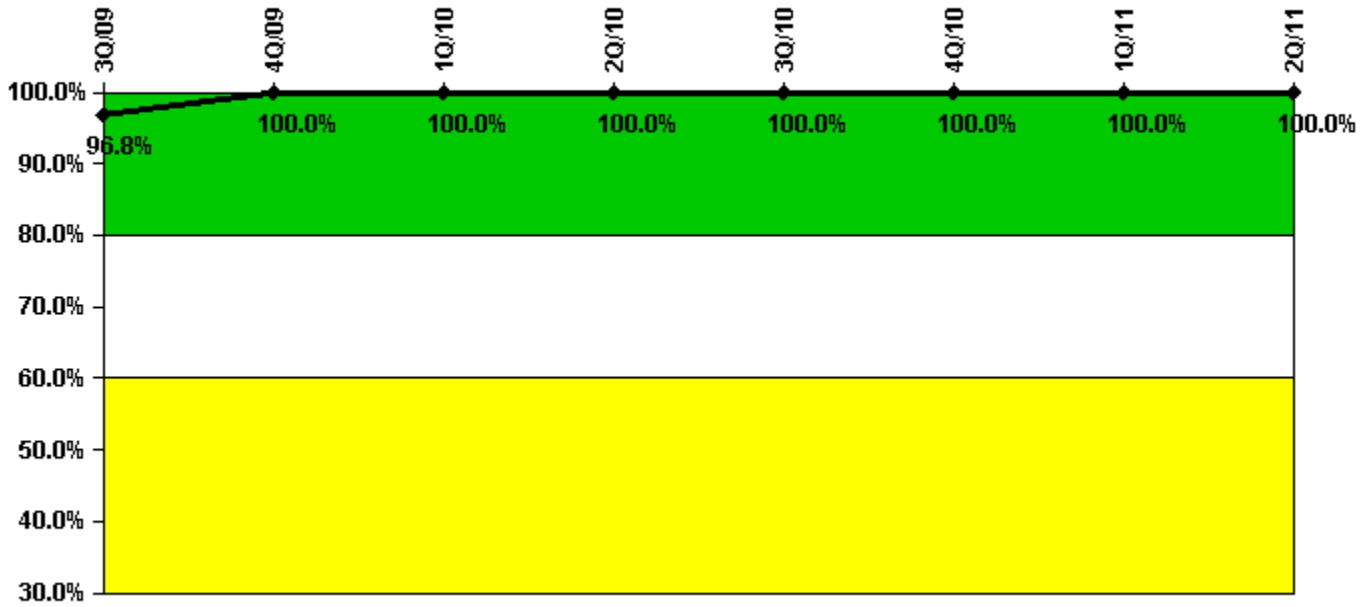
Thresholds: White < 90.0% Yellow < 70.0%

Notes

Drill/Exercise Performance	3Q/09	4Q/09	1Q/10	2Q/10	3Q/10	4Q/10	1Q/11	2Q/11
Successful opportunities	70.0	42.0	17.0	44.0	37.0	39.0	62.0	10.0
Total opportunities	70.0	42.0	18.0	46.0	37.0	39.0	62.0	10.0
Indicator value	98.5%	98.9%	98.5%	97.8%	97.9%	98.6%	98.8%	99.1%

Licensee Comments: none

ERO Drill Participation



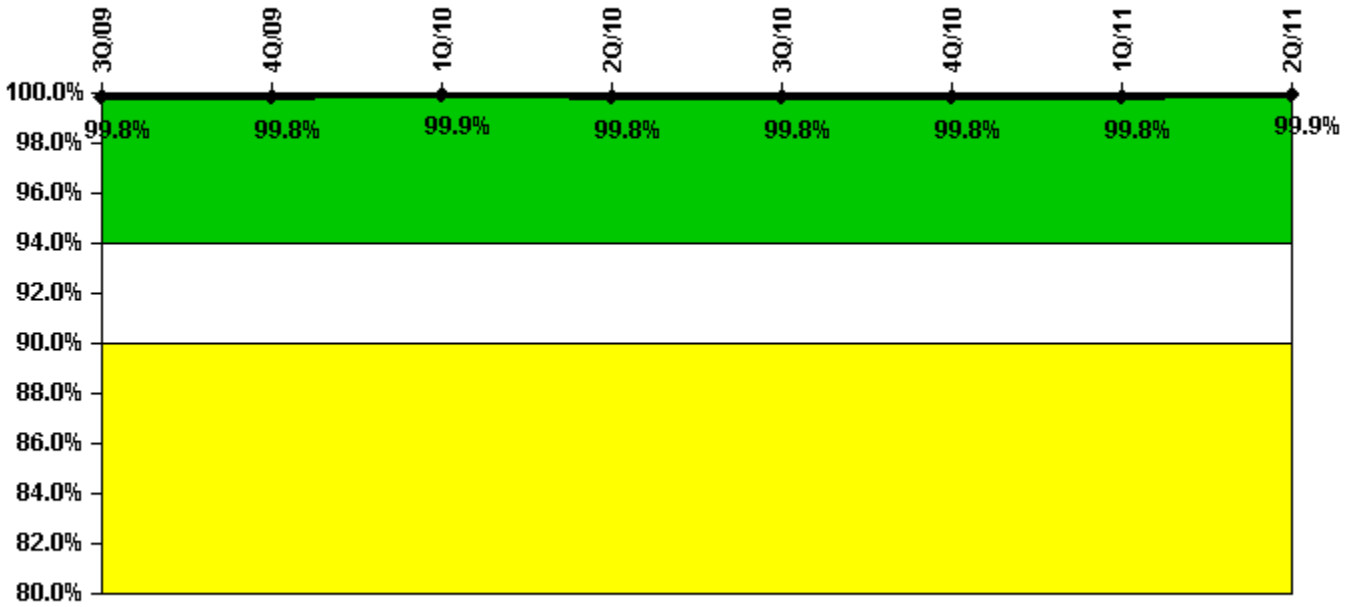
Thresholds: White < 80.0% Yellow < 60.0%

Notes

ERO Drill Participation	3Q/09	4Q/09	1Q/10	2Q/10	3Q/10	4Q/10	1Q/11	2Q/11
Participating Key personnel	61.0	64.0	61.0	66.0	69.0	70.0	75.0	75.0
Total Key personnel	63.0	64.0	61.0	66.0	69.0	70.0	75.0	75.0
Indicator value	96.8%	100.0%	100.0%	100.0%	100.0%	100.0%	100.0%	100.0%

Licensee Comments: none

Alert & Notification System



Thresholds: White < 94.0% Yellow < 90.0%

Notes

Alert & Notification System	3Q/09	4Q/09	1Q/10	2Q/10	3Q/10	4Q/10	1Q/11	2Q/11
Successful siren-tests	3372	3326	2643	2675	2723	2728	2686	2686
Total sirens-tests	3380	3328	2646	2688	2730	2730	2688	2688
Indicator value	99.8%	99.8%	99.9%	99.8%	99.8%	99.8%	99.8%	99.9%

Licensee Comments: none

Occupational Exposure Control Effectiveness



Thresholds: White > 2.0 Yellow > 5.0

Notes

Occupational Exposure Control Effectiveness	3Q/09	4Q/09	1Q/10	2Q/10	3Q/10	4Q/10	1Q/11	2Q/11
High radiation area occurrences	0	0	0	0	0	0	0	0
Very high radiation area occurrences	0	0	0	0	0	0	0	0
Unintended exposure occurrences	0	0	0	0	0	0	0	0
Indicator value	0	0	0	0	0	0	0	0

Licensee Comments: none

RETS/ODCM Radiological Effluent



Thresholds: White > 1.0 Yellow > 3.0

Notes

RETS/ODCM Radiological Effluent	3Q/09	4Q/09	1Q/10	2Q/10	3Q/10	4Q/10	1Q/11	2Q/11
RETS/ODCM occurrences	0	0	0	0	0	0	0	0
Indicator value	0	0	0	0	0	0	0	0

Licensee Comments: none

[Security](#) information not publicly available.