

# Palisades

## 2Q/2011 Performance Indicators

Licensee's General Comments: none

### Unplanned Scrams per 7000 Critical Hrs



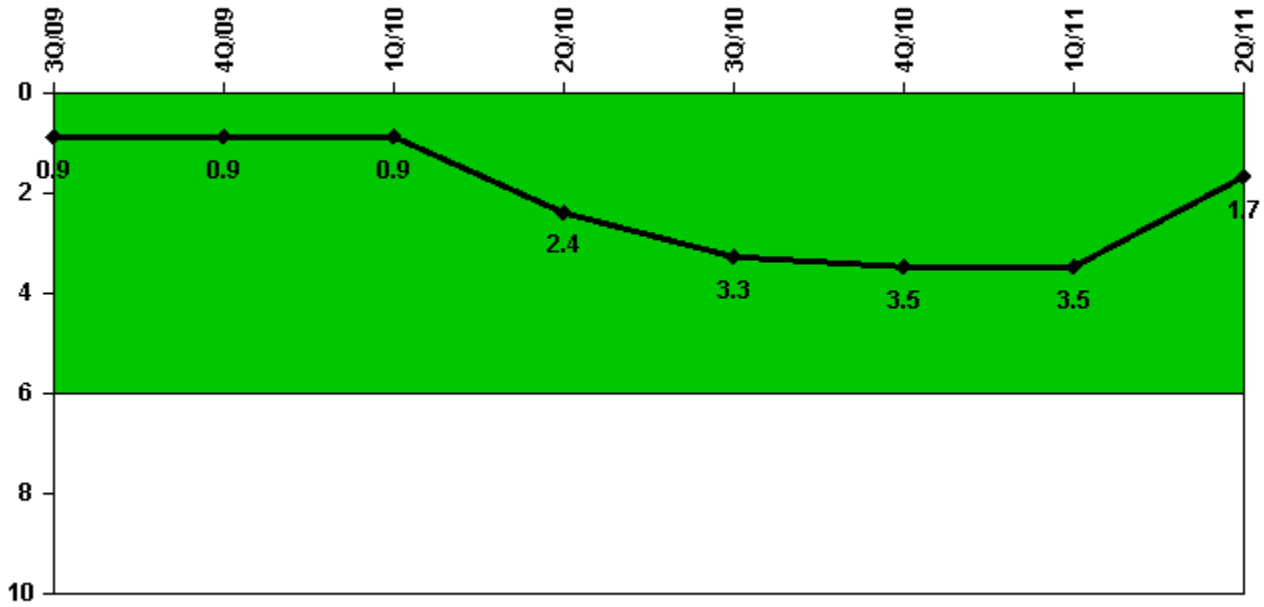
Thresholds: White > 3.0 Yellow > 6.0 Red > 25.0

### Notes

Unplanned Scrams per 7000 Critical Hrs	3Q/09	4Q/09	1Q/10	2Q/10	3Q/10	4Q/10	1Q/11	2Q/11
Unplanned scrams	0	0	0	0	0	0	1.0	0
Critical hours	2208.0	2209.0	2159.0	2031.9	2167.6	1594.9	2111.3	2184.0
Indicator value	0	0	0	0	0	0	0.9	0.9

Licensee Comments: none

## Unplanned Power Changes per 7000 Critical Hrs



Thresholds: White > 6.0

### Notes

Unplanned Power Changes per 7000 Critical Hrs	3Q/09	4Q/09	1Q/10	2Q/10	3Q/10	4Q/10	1Q/11	2Q/11
Unplanned power changes	0	0	1.0	2.0	1.0	0	1.0	0
Critical hours	2208.0	2209.0	2159.0	2031.9	2167.6	1594.9	2111.3	2184.0
Indicator value	0.9	0.9	0.9	2.4	3.3	3.5	3.5	1.7

Licensee Comments: none

# Unplanned Scrams with Complications



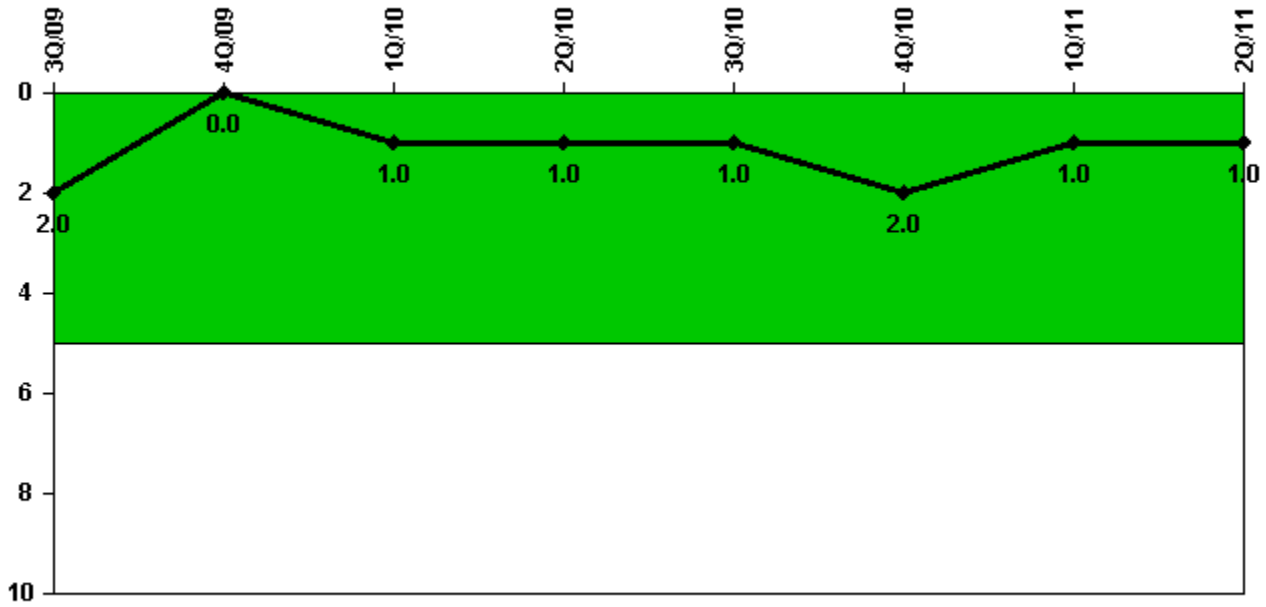
Thresholds: White > 1.0

## Notes

Unplanned Scrams with Complications	3Q/09	4Q/09	1Q/10	2Q/10	3Q/10	4Q/10	1Q/11	2Q/11
Scrams with complications	0	0	0	0	0	0	0	0
Indicator value	0.0	0.0	0.0	0.0	0.0	0.0	0.0	0.0

Licensee Comments: none

## Safety System Functional Failures (PWR)




Thresholds: White > 5.0

### Notes

Safety System Functional Failures (PWR)	3Q/09	4Q/09	1Q/10	2Q/10	3Q/10	4Q/10	1Q/11	2Q/11
Safety System Functional Failures	0	0	1	0	0	1	0	0
Indicator value	2	0	1	1	1	2	1	1

Licensee Comments: none

# Mitigating Systems Performance Index, Emergency AC Power System



Thresholds: White > 1.00E-6 Yellow > 1.00E-5 Red > 1.00E-4


## Notes

Mitigating Systems Performance Index, Emergency AC Power System	3Q/09	4Q/09	1Q/10	2Q/10	3Q/10	4Q/10	1Q/11	2Q/11
UAI ( $\Delta$ CDF)	2.60E-08	2.90E-08	2.82E-08	-2.35E-08	-2.36E-08	-2.36E-08	-2.36E-08	-2.36E-08
URI ( $\Delta$ CDF)	-6.60E-09	-5.90E-09	-5.21E-09	-4.25E-08	-4.25E-08	-4.25E-08	-4.25E-08	-4.25E-08
PLE	NO	NO	NO	NO	NO	NO	NO	NO
Indicator value	1.94E-08	2.31E-08	2.30E-08	-6.60E-08	-6.60E-08	-6.60E-08	-6.60E-08	-6.60E-08

Licensee Comments:

2Q/11: Evaluation is pending of Emergency Diesel Generator K-6BG Jacket Water Pump P-211B Mechanical Seal Leakage identified in April 2011. (Reference CR-PLP-2011-01933)

# Mitigating Systems Performance Index, High Pressure Injection System




Thresholds: White > 1.00E-6 Yellow > 1.00E-5 Red > 1.00E-4

## Notes

Mitigating Systems Performance Index, High Pressure Injection System	3Q/09	4Q/09	1Q/10	2Q/10	3Q/10	4Q/10	1Q/11	2Q/11
UAI ( $\Delta$ CDF)	-6.80E-08	3.10E-08	6.09E-08	4.11E-08	8.73E-09	-1.38E-08	7.23E-09	9.52E-10
URI ( $\Delta$ CDF)	-2.70E-07	-2.70E-07	-2.65E-07	-2.65E-07	-2.65E-07	-2.65E-07	-2.65E-07	-2.65E-07
PLE	NO	NO	NO	NO	NO	NO	NO	NO
Indicator value	-3.38E-07	-2.39E-07	-2.00E-07	-2.20E-07	-2.60E-07	-2.80E-07	-2.60E-07	-2.60E-07

Licensee Comments: none

# Mitigating Systems Performance Index, Heat Removal System




Thresholds: White > 1.00E-6 Yellow > 1.00E-5 Red > 1.00E-4

## Notes

Mitigating Systems Performance Index, Heat Removal System	3Q/09	4Q/09	1Q/10	2Q/10	3Q/10	4Q/10	1Q/11	2Q/11
UAI ( $\Delta$ CDF)	2.20E-08	1.80E-08	2.03E-08	3.36E-08	3.15E-08	3.05E-08	3.21E-08	3.63E-08
URI ( $\Delta$ CDF)	2.80E-07	-2.80E-07	-2.77E-07	-2.77E-07	-2.77E-07	-2.77E-07	-2.78E-07	-2.01E-07
PLE	NO	NO	NO	NO	NO	NO	NO	NO
Indicator value	3.02E-07	-2.62E-07	-2.60E-07	-2.40E-07	-2.50E-07	-2.50E-07	-2.50E-07	-1.60E-07

Licensee Comments: none

# Mitigating Systems Performance Index, Residual Heat Removal System



Thresholds: White > 1.00E-6 Yellow > 1.00E-5 Red > 1.00E-4

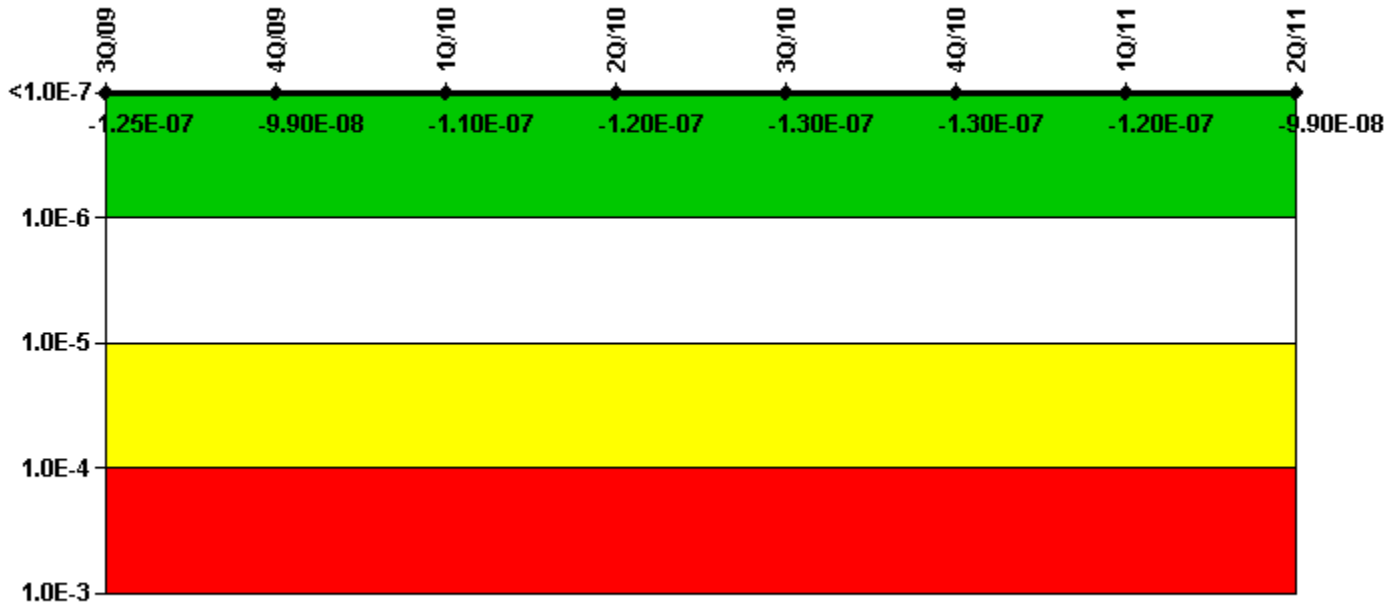
## Notes

Mitigating Systems Performance Index, Residual Heat Removal System	3Q/09	4Q/09	1Q/10	2Q/10	3Q/10	4Q/10	1Q/11	2Q/11
UAI ( $\Delta$ CDF)	-4.10E-10	-4.80E-10	-3.39E-10	-3.02E-10	-3.51E-10	-4.08E-10	-3.96E-10	-4.52E-10
URI ( $\Delta$ CDF)	-4.00E-08	-4.00E-08	-4.04E-08	-4.04E-08	-4.04E-08	-4.04E-08	-4.04E-08	-4.04E-08
PLE	NO	NO	NO	NO	NO	NO	NO	NO
Indicator value	-4.04E-08	-4.05E-08	-4.10E-08	-4.10E-08	-4.10E-08	-4.10E-08	-4.10E-08	-4.10E-08

Licensee Comments: none



# Mitigating Systems Performance Index, Cooling Water Systems




Thresholds: White > 1.00E-6 Yellow > 1.00E-5 Red > 1.00E-4

## Notes

Mitigating Systems Performance Index, Cooling Water Systems	3Q/09	4Q/09	1Q/10	2Q/10	3Q/10	4Q/10	1Q/11	2Q/11
UAI ( $\Delta$ CDF)	5.50E-08	8.10E-08	7.05E-08	6.84E-08	5.75E-08	5.98E-08	6.53E-08	8.72E-08
URI ( $\Delta$ CDF)	-1.80E-07	-1.80E-07	-1.84E-07	-1.87E-07	-1.87E-07	-1.87E-07	-1.87E-07	-1.87E-07
PLE	NO	NO	NO	NO	NO	NO	NO	NO
Indicator value	-1.25E-07	-9.90E-08	-1.10E-07	-1.20E-07	-1.30E-07	-1.30E-07	-1.20E-07	-9.90E-08

Licensee Comments: none

# Reactor Coolant System Activity



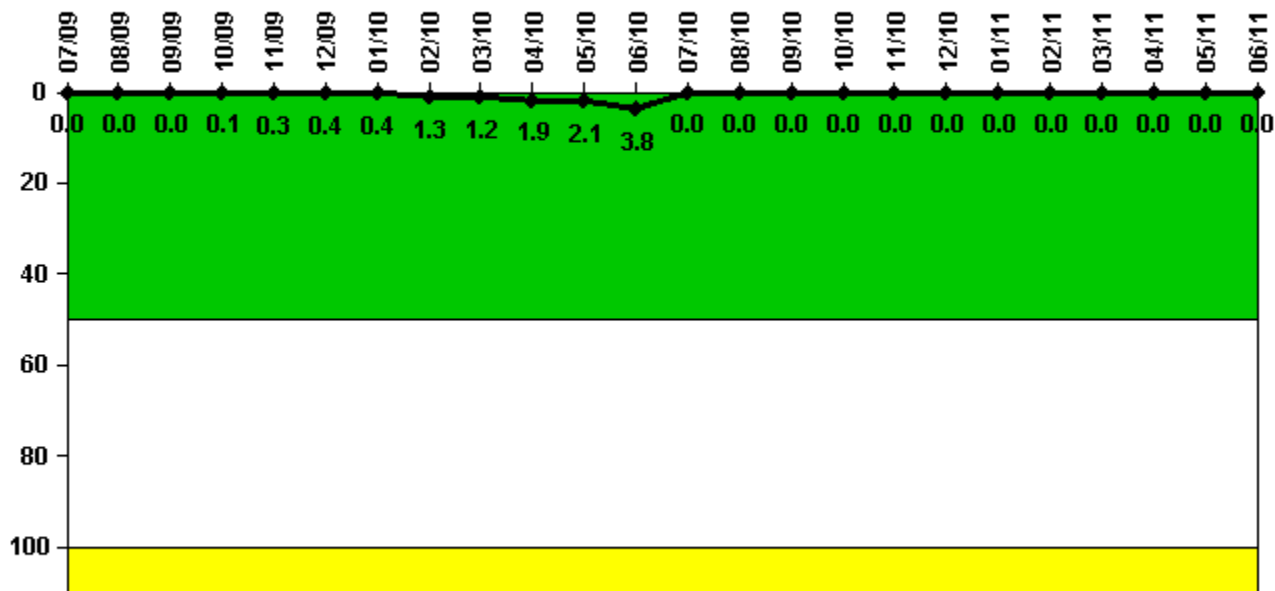
Thresholds: White > 50.0 Yellow > 100.0

## Notes

Reactor Coolant System Activity	7/09	8/09	9/09	10/09	11/09	12/09	1/10	2/10	3/10	4/10	5/10	6/10
Maximum activity	0.008310	0.008260	0.008190	0.007360	0.007120	0.007170	0.010300	0.011000	0.007520	0.010600	0.011600	0.012100
Technical specification limit	1.0	1.0	1.0	1.0	1.0	1.0	1.0	1.0	1.0	1.0	1.0	1.0
Indicator value	0.8	0.8	0.8	0.7	0.7	0.7	1.0	1.1	0.8	1.1	1.2	1.2
Reactor Coolant System Activity	7/10	8/10	9/10	10/10	11/10	12/10	1/11	2/11	3/11	4/11	5/11	6/11
Maximum activity	0.010500	0.012300	0.009200	0.010100	0.004300	0.005100	0.005050	0.005660	0.005970	0.005970	0.006320	0.006520
Technical specification limit	1.0	1.0	1.0	1.0	1.0	1.0	1.0	1.0	1.0	1.0	1.0	1.0
Indicator value	1.1	1.2	0.9	1.0	0.4	0.5	0.5	0.6	0.6	0.6	0.6	0.7

Licensee Comments: none

## Reactor Coolant System Leakage



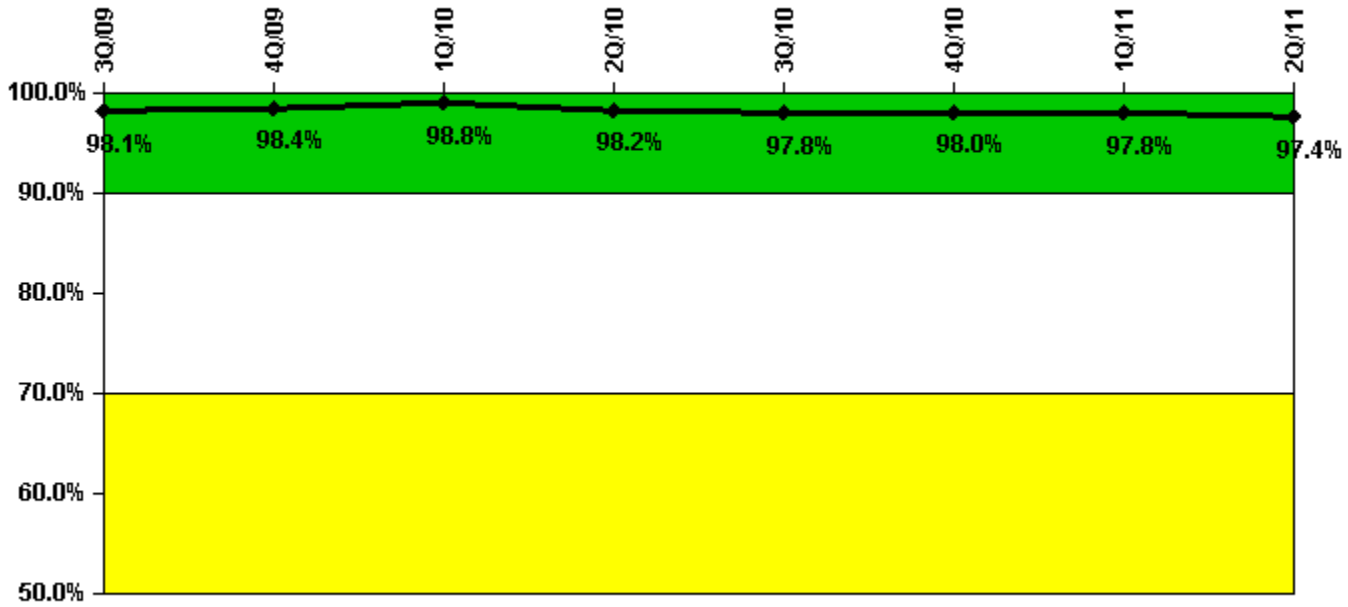
Thresholds: White > 50.0 Yellow > 100.0

### Notes

Reactor Coolant System Leakage	7/09	8/09	9/09	10/09	11/09	12/09	1/10	2/10	3/10	4/10	5/10	6/10
Maximum leakage	0.003	0.004	0.003	0.013	0.026	0.037	0.037	0.132	0.119	0.185	0.211	0.383
Technical specification limit	10.0	10.0	10.0	10.0	10.0	10.0	10.0	10.0	10.0	10.0	10.0	10.0
Indicator value	0	0	0	0.1	0.3	0.4	0.4	1.3	1.2	1.9	2.1	3.8
Reactor Coolant System Leakage	7/10	8/10	9/10	10/10	11/10	12/10	1/11	2/11	3/11	4/11	5/11	6/11
Maximum leakage	0.003	0.001	0.001	0.001	0.001	0.002	0.001	0.001	0.001	0.001	0.001	0.001
Technical specification limit	10.0	10.0	10.0	10.0	10.0	10.0	10.0	10.0	10.0	10.0	10.0	10.0
Indicator value	0	0	0	0	0	0	0	0	0	0	0	0

Licensee Comments: none

## Drill/Exercise Performance



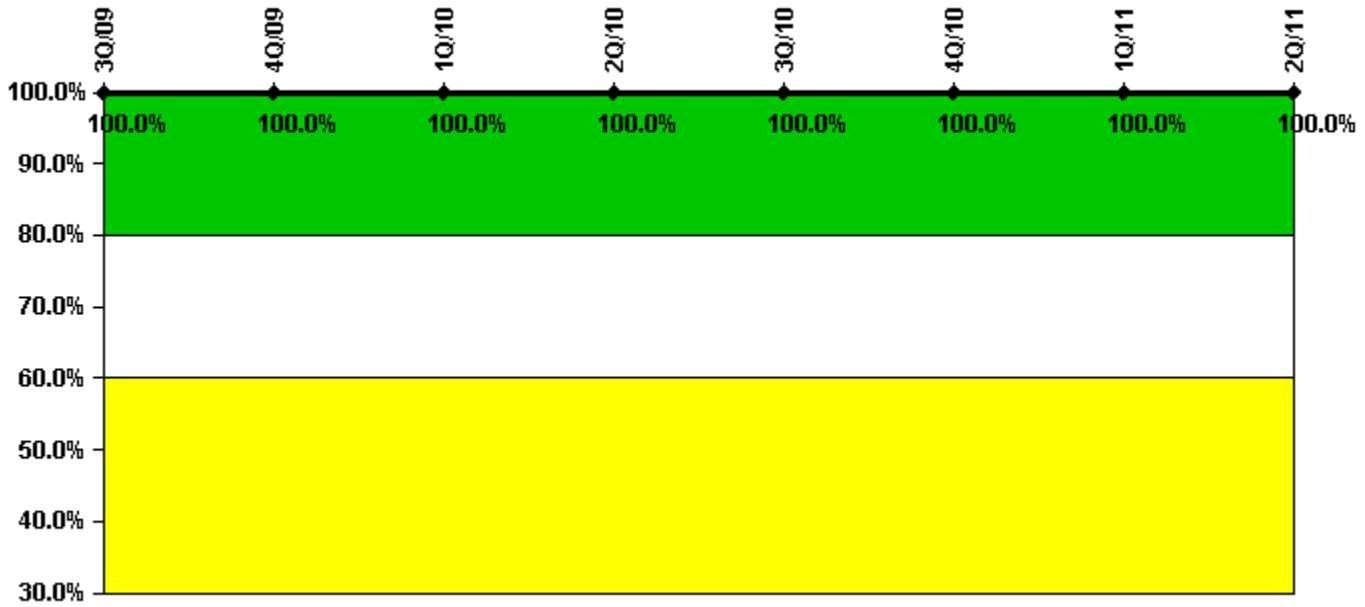
Thresholds: White < 90.0% Yellow < 70.0%

### Notes

Drill/Exercise Performance	3Q/09	4Q/09	1Q/10	2Q/10	3Q/10	4Q/10	1Q/11	2Q/11
Successful opportunities	23.0	22.0	89.0	28.0	23.0	32.0	76.0	50.0
Total opportunities	24.0	22.0	90.0	30.0	24.0	32.0	78.0	52.0
Indicator value	98.1%	98.4%	98.8%	98.2%	97.8%	98.0%	97.8%	97.4%

Licensee Comments: none

# ERO Drill Participation



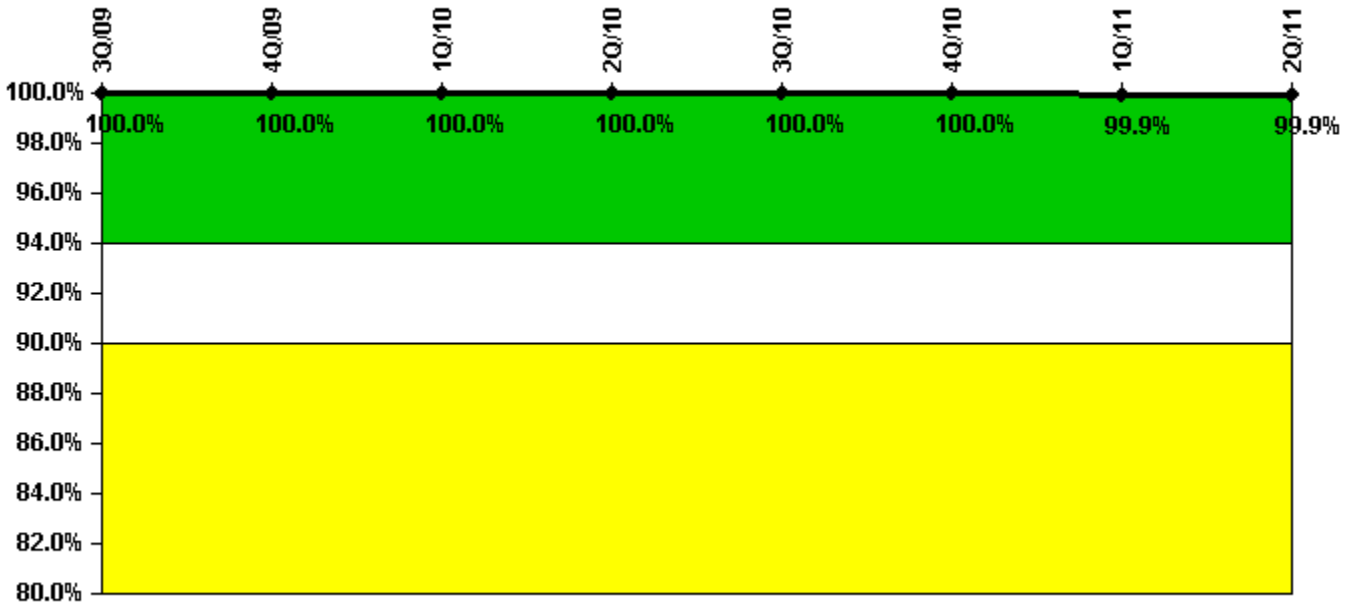
Thresholds: White < 80.0% Yellow < 60.0%

## Notes

ERO Drill Participation	3Q/09	4Q/09	1Q/10	2Q/10	3Q/10	4Q/10	1Q/11	2Q/11
Participating Key personnel	122.0	123.0	75.0	80.0	82.0	81.0	80.0	82.0
Total Key personnel	122.0	123.0	75.0	80.0	82.0	81.0	80.0	82.0
Indicator value	100.0%	100.0%	100.0%	100.0%	100.0%	100.0%	100.0%	100.0%

Licensee Comments: none

# Alert & Notification System



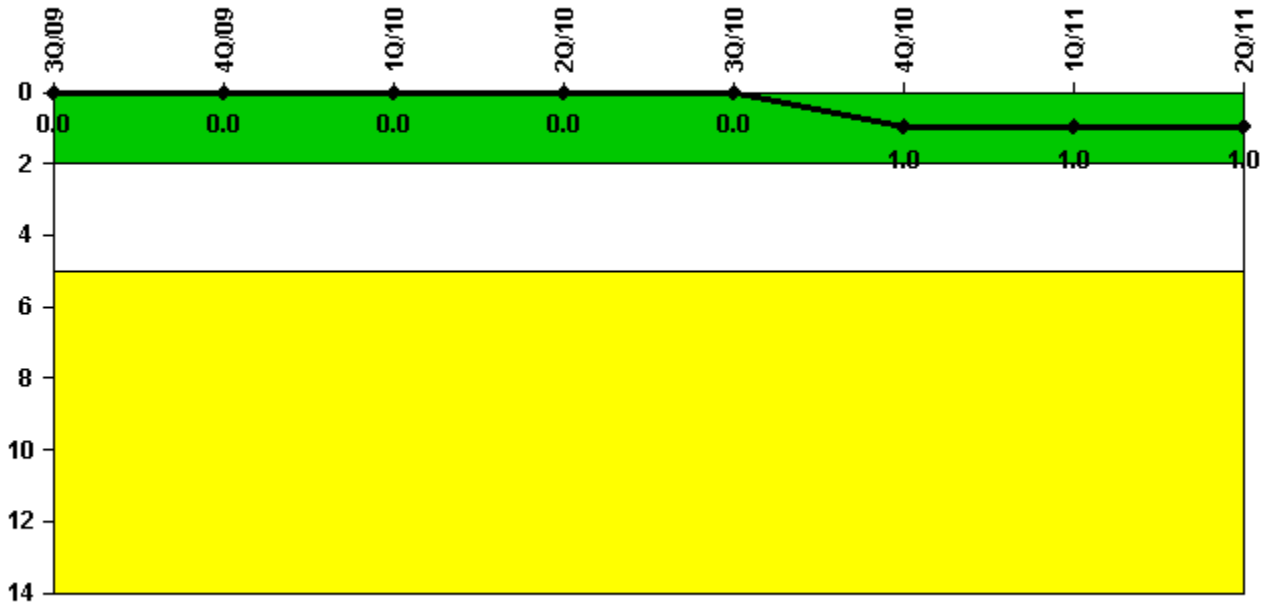
Thresholds: White < 94.0% Yellow < 90.0%

## Notes

Alert & Notification System	3Q/09	4Q/09	1Q/10	2Q/10	3Q/10	4Q/10	1Q/11	2Q/11
Successful siren-tests	183	183	183	183	183	183	182	183
Total sirens-tests	183	183	183	183	183	183	183	183
Indicator value	100.0%	100.0%	100.0%	100.0%	100.0%	100.0%	99.9%	99.9%

Licensee Comments: none

# Occupational Exposure Control Effectiveness



Thresholds: White > 2.0 Yellow > 5.0

## Notes

Occupational Exposure Control Effectiveness	3Q/09	4Q/09	1Q/10	2Q/10	3Q/10	4Q/10	1Q/11	2Q/11
High radiation area occurrences	0	0	0	0	0	0	0	0
Very high radiation area occurrences	0	0	0	0	0	0	0	0
Unintended exposure occurrences	0	0	0	0	0	1	0	0
<b>Indicator value</b>	<b>0</b>	<b>0</b>	<b>0</b>	<b>0</b>	<b>0</b>	<b>1</b>	<b>1</b>	<b>1</b>

Licensee Comments: none

## RETS/ODCM Radiological Effluent



Thresholds: White > 1.0 Yellow > 3.0

### Notes

RETS/ODCM Radiological Effluent	3Q/09	4Q/09	1Q/10	2Q/10	3Q/10	4Q/10	1Q/11	2Q/11
RETS/ODCM occurrences	0	0	0	0	0	0	0	0
Indicator value	0	0	0	0	0	0	0	0

Licensee Comments: none

[Security](#) information not publicly available.