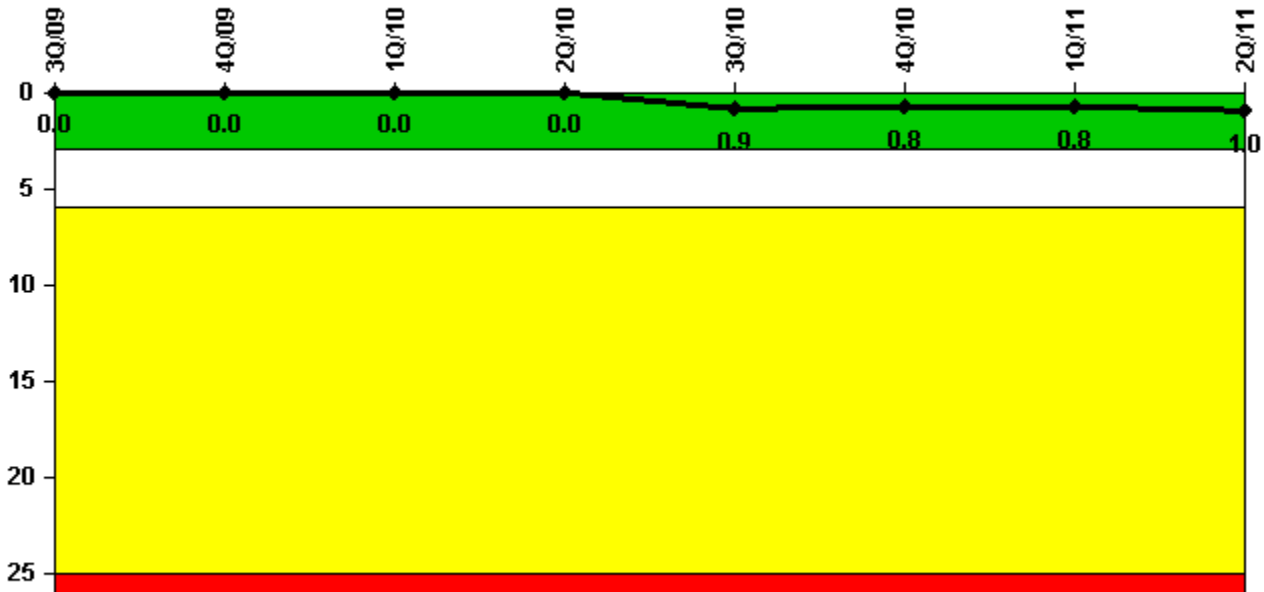


Ocone 1

2Q/2011 Performance Indicators

Licensee's General Comments: none

Unplanned Scrams per 7000 Critical Hrs



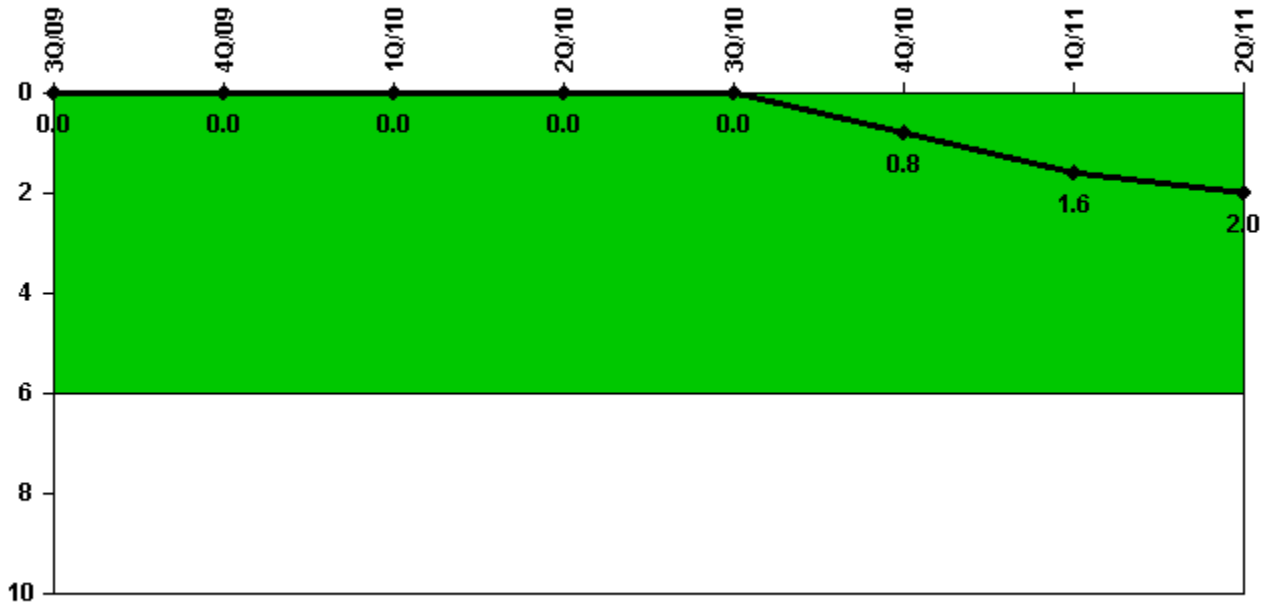
Thresholds: White > 3.0 Yellow > 6.0 Red > 25.0

Notes

| Unplanned Scrams per 7000 Critical Hrs | 3Q/09 | 4Q/09 | 1Q/10 | 2Q/10 | 3Q/10 | 4Q/10 | 1Q/11 | 2Q/11 |
|--|--------|-------|--------|--------|--------|--------|--------|-------|
| Unplanned scrams | 0 | 0 | 0 | 0 | 1.0 | 0 | 0 | 0 |
| Critical hours | 2179.0 | 932.5 | 2159.0 | 2184.0 | 2170.9 | 2209.0 | 1976.6 | 553.6 |
| Indicator value | 0 | 0 | 0 | 0 | 0.9 | 0.8 | 0.8 | 1.0 |

Licensee Comments: none

Unplanned Power Changes per 7000 Critical Hrs



Thresholds: White > 6.0

Notes

| Unplanned Power Changes per 7000 Critical Hrs | 3Q/09 | 4Q/09 | 1Q/10 | 2Q/10 | 3Q/10 | 4Q/10 | 1Q/11 | 2Q/11 |
|---|--------|-------|--------|--------|--------|--------|--------|-------|
| Unplanned power changes | 0 | 0 | 0 | 0 | 0 | 1.0 | 1.0 | 0 |
| Critical hours | 2179.0 | 932.5 | 2159.0 | 2184.0 | 2170.9 | 2209.0 | 1976.6 | 553.6 |
| Indicator value | 0 | 0 | 0 | 0 | 0 | 0.8 | 1.6 | 2.0 |

Licensee Comments: none

Unplanned Scrams with Complications



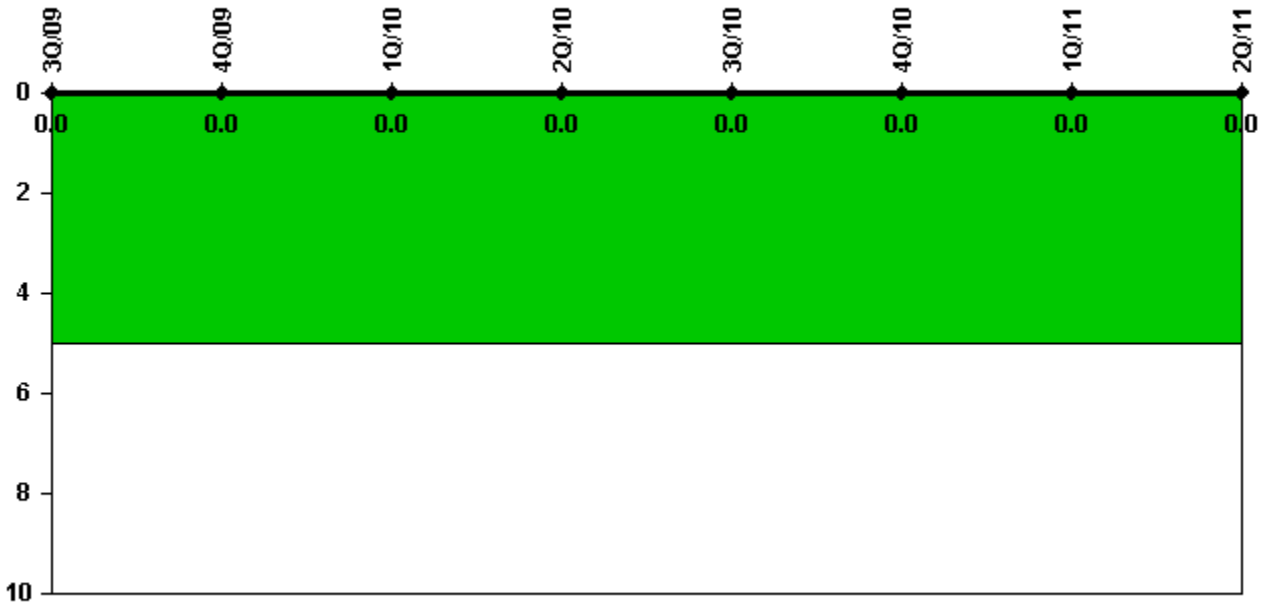
Thresholds: White > 1.0

Notes

| Unplanned Scrams with Complications | 3Q/09 | 4Q/09 | 1Q/10 | 2Q/10 | 3Q/10 | 4Q/10 | 1Q/11 | 2Q/11 |
|-------------------------------------|-------|-------|-------|-------|-------|-------|-------|-------|
| Scrams with complications | 0 | 0 | 0 | 0 | 0 | 0 | 0 | 0 |
| | | | | | | | | |
| Indicator value | 0.0 | 0.0 | 0.0 | 0.0 | 0.0 | 0.0 | 0.0 | 0.0 |

Licensee Comments: none

Safety System Functional Failures (PWR)




Thresholds: White > 5.0

Notes

| Safety System Functional Failures (PWR) | 3Q/09 | 4Q/09 | 1Q/10 | 2Q/10 | 3Q/10 | 4Q/10 | 1Q/11 | 2Q/11 |
|---|-------|-------|-------|-------|-------|-------|-------|-------|
| Safety System Functional Failures | 0 | 0 | 0 | 0 | 0 | 0 | 0 | 0 |
| Indicator value | 0 | 0 | 0 | 0 | 0 | 0 | 0 | 0 |

Licensee Comments: none

Mitigating Systems Performance Index, Emergency AC Power System



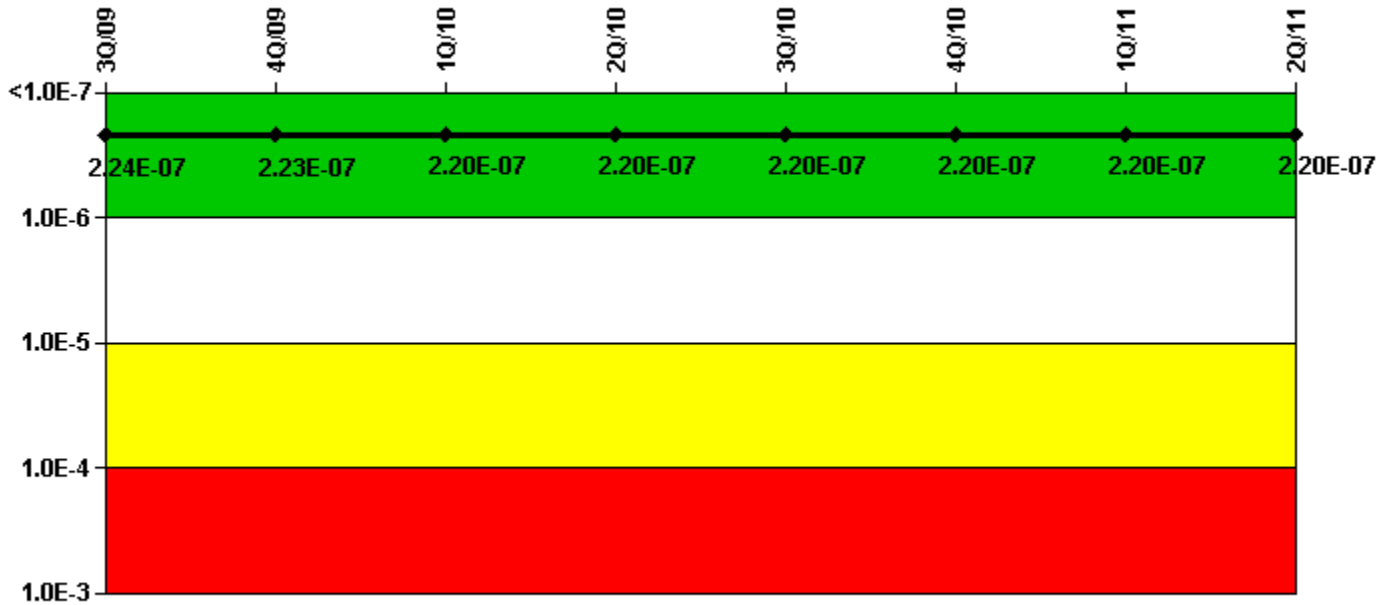
Thresholds: White > 1.00E-6 Yellow > 1.00E-5 Red > 1.00E-4

Notes

| Mitigating Systems Performance Index, Emergency AC Power System | 3Q/09 | 4Q/09 | 1Q/10 | 2Q/10 | 3Q/10 | 4Q/10 | 1Q/11 | 2Q/11 |
|---|-----------|-----------|-----------|-----------|-----------|-----------|-----------|-----------|
| UAI (Δ CDF) | 1.10E-06 | 1.00E-06 | 2.34E-07 | -2.18E-07 | 3.52E-07 | 3.75E-07 | 6.36E-07 | 5.98E-07 |
| URI (Δ CDF) | -2.00E-06 | -2.00E-06 | -2.03E-06 | -2.03E-06 | -1.85E-06 | -1.85E-06 | -2.03E-06 | -2.03E-06 |
| PLE | NO | NO | NO | NO | NO | NO | NO | NO |
| Indicator value | -9.00E-07 | -1.00E-06 | -1.80E-06 | -2.30E-06 | -1.50E-06 | -1.50E-06 | -1.40E-06 | -1.40E-06 |

Licensee Comments: none

Mitigating Systems Performance Index, High Pressure Injection System



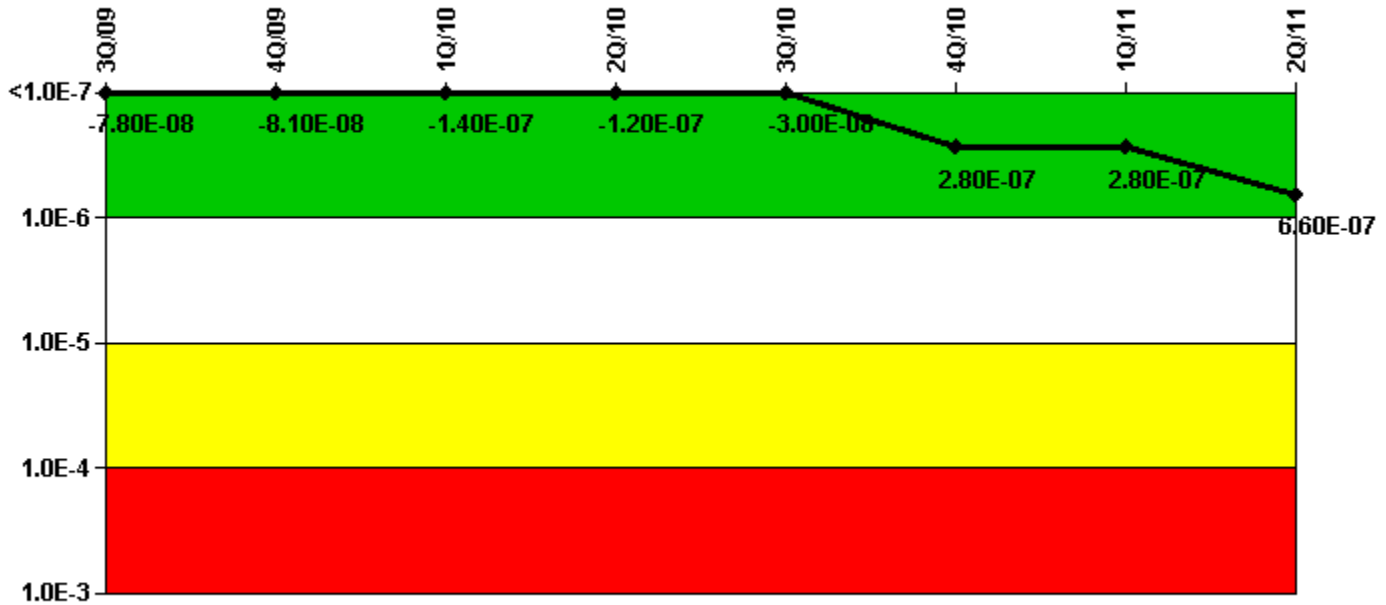
Thresholds: White > 1.00E-6 Yellow > 1.00E-5 Red > 1.00E-4

Notes

| Mitigating Systems Performance Index, High Pressure Injection System | 3Q/09 | 4Q/09 | 1Q/10 | 2Q/10 | 3Q/10 | 4Q/10 | 1Q/11 | 2Q/11 |
|--|-----------|-----------|-----------|-----------|-----------|-----------|-----------|-----------|
| UAI (Δ CDF) | -2.60E-08 | -2.70E-08 | -2.72E-08 | -2.72E-08 | -2.72E-08 | -2.72E-08 | -2.67E-08 | -2.58E-08 |
| URI (Δ CDF) | 2.50E-07 | 2.50E-07 | 2.50E-07 | 2.50E-07 | 2.50E-07 | 2.50E-07 | 2.50E-07 | 2.50E-07 |
| PLE | NO | NO | NO | NO | NO | NO | NO | NO |
| Indicator value | 2.24E-07 | 2.23E-07 | 2.20E-07 | 2.20E-07 | 2.20E-07 | 2.20E-07 | 2.20E-07 | 2.20E-07 |

Licensee Comments: none

Mitigating Systems Performance Index, Heat Removal System



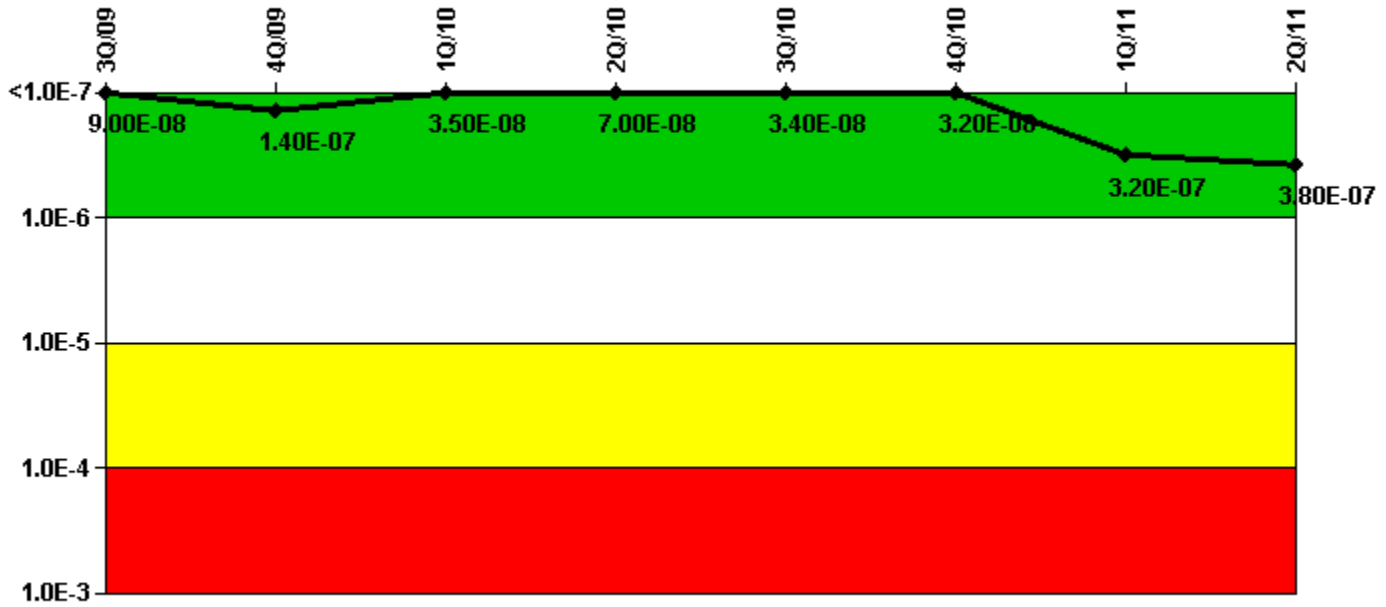
Thresholds: White > $1.00E-6$ Yellow > $1.00E-5$ Red > $1.00E-4$

Notes

| Mitigating Systems Performance Index, Heat Removal System | 3Q/09 | 4Q/09 | 1Q/10 | 2Q/10 | 3Q/10 | 4Q/10 | 1Q/11 | 2Q/11 |
|---|-------------|-------------|-------------|-------------|-------------|------------|------------|------------|
| UAI (Δ CDF) | $7.20E-08$ | $6.90E-08$ | $6.19E-08$ | $8.44E-08$ | $1.72E-07$ | $1.82E-07$ | $1.81E-07$ | $1.41E-07$ |
| URI (Δ CDF) | $-1.50E-07$ | $-1.50E-07$ | $-2.02E-07$ | $-2.02E-07$ | $-2.02E-07$ | $1.02E-07$ | $1.02E-07$ | $5.17E-07$ |
| PLE | NO | NO | NO | NO | NO | NO | NO | NO |
| Indicator value | $-7.80E-08$ | $-8.10E-08$ | $-1.40E-07$ | $-1.20E-07$ | $-3.00E-08$ | $2.80E-07$ | $2.80E-07$ | $6.60E-07$ |

Licensee Comments: none

Mitigating Systems Performance Index, Residual Heat Removal System




Thresholds: White > 1.00E-6 Yellow > 1.00E-5 Red > 1.00E-4

Notes

| Mitigating Systems Performance Index, Residual Heat Removal System | 3Q/09 | 4Q/09 | 1Q/10 | 2Q/10 | 3Q/10 | 4Q/10 | 1Q/11 | 2Q/11 |
|--|-----------|-----------|-----------|-----------|-----------|-----------|-----------|-----------|
| UAI (Δ CDF) | 2.20E-07 | 2.70E-07 | 1.61E-07 | 1.95E-07 | 1.59E-07 | 1.57E-07 | 4.44E-07 | 5.06E-07 |
| URI (Δ CDF) | -1.30E-07 | -1.30E-07 | -1.25E-07 | -1.25E-07 | -1.25E-07 | -1.25E-07 | -1.25E-07 | -1.25E-07 |
| PLE | NO | NO | NO | NO | NO | NO | NO | NO |
| Indicator value | 9.00E-08 | 1.40E-07 | 3.50E-08 | 7.00E-08 | 3.40E-08 | 3.20E-08 | 3.20E-07 | 3.80E-07 |

Licensee Comments: none

Mitigating Systems Performance Index, Cooling Water Systems



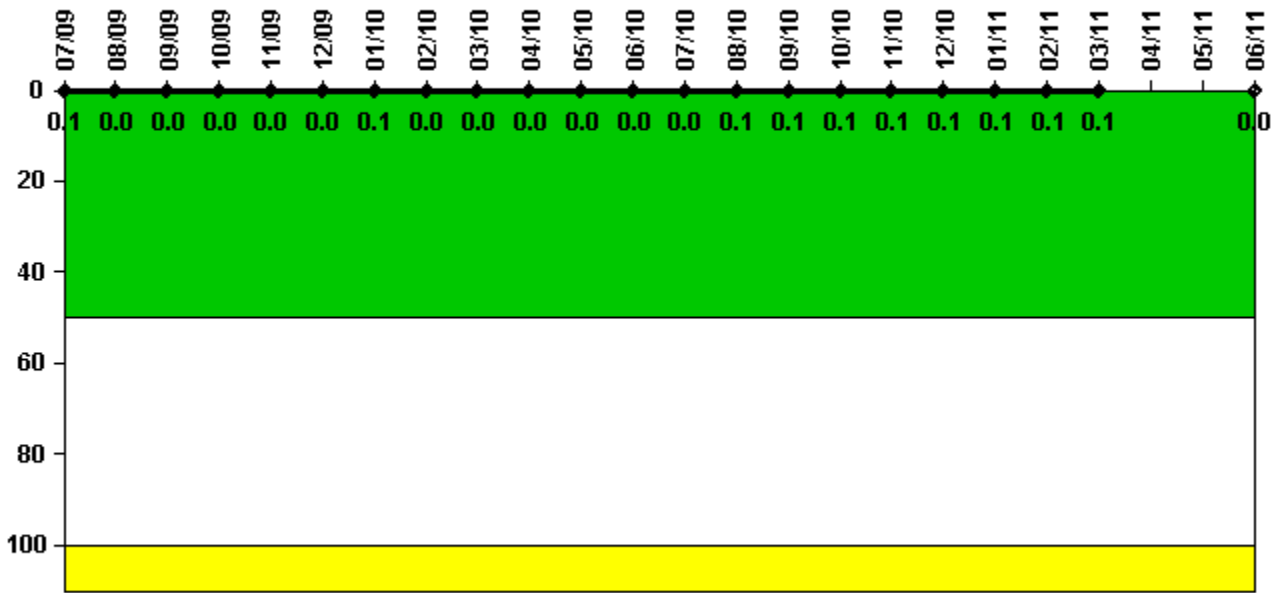
Thresholds: White > 1.00E-6 Yellow > 1.00E-5 Red > 1.00E-4

Notes

| Mitigating Systems Performance Index, Cooling Water Systems | 3Q/09 | 4Q/09 | 1Q/10 | 2Q/10 | 3Q/10 | 4Q/10 | 1Q/11 | 2Q/11 |
|---|-----------|-----------|-----------|-----------|-----------|-----------|-----------|-----------|
| UAI (Δ CDF) | -2.10E-08 | -8.70E-09 | -2.33E-08 | -1.27E-08 | -1.35E-08 | -2.94E-08 | -2.51E-08 | -2.30E-08 |
| URI (Δ CDF) | -4.20E-08 | -4.20E-08 | -4.20E-08 | -4.20E-08 | -4.20E-08 | -4.20E-08 | -4.20E-08 | -4.20E-08 |
| PLE | NO | NO | NO | NO | NO | NO | NO | NO |
| Indicator value | -6.30E-08 | -5.07E-08 | -6.50E-08 | -5.50E-08 | -5.60E-08 | -7.10E-08 | -6.70E-08 | -6.50E-08 |

Licensee Comments: none

Reactor Coolant System Activity



Thresholds: White > 50.0 Yellow > 100.0

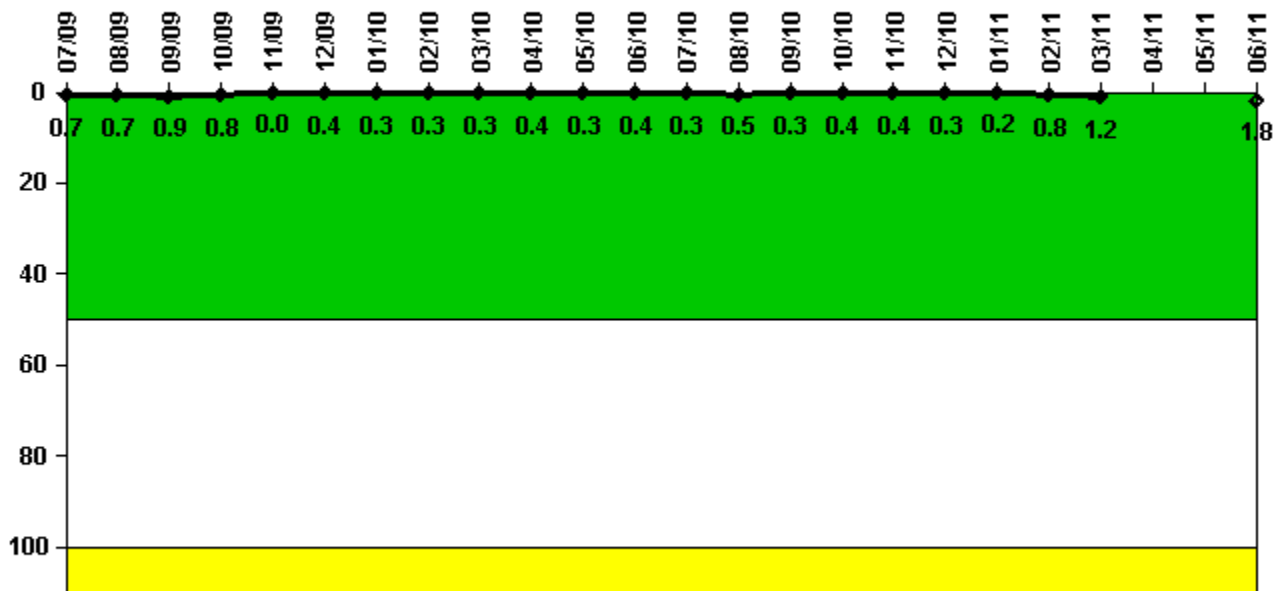
Notes

| Reactor Coolant System Activity | 7/09 | 8/09 | 9/09 | 10/09 | 11/09 | 12/09 | 1/10 | 2/10 | 3/10 | 4/10 | 5/10 | 6/10 |
|---------------------------------|----------|----------|----------|----------|-------|----------|----------|----------|----------|----------|----------|----------|
| Maximum activity | 0.000524 | 0.000490 | 0.000454 | 0.000498 | 0 | 0.000232 | 0.000538 | 0.000261 | 0.000434 | 0.000418 | 0.000356 | 0.000321 |
| Technical specification limit | 1.0 | 1.0 | 1.0 | 1.0 | 1.0 | 1.0 | 1.0 | 1.0 | 1.0 | 1.0 | 1.0 | 1.0 |
| Indicator value | 0.1 | 0 | 0 | 0 | 0 | 0 | 0.1 | 0 | 0 | 0 | 0 | 0 |

| Reactor Coolant System Activity | 7/10 | 8/10 | 9/10 | 10/10 | 11/10 | 12/10 | 1/11 | 2/11 | 3/11 | 4/11 | 5/11 | 6/11 |
|---------------------------------|----------|----------|----------|----------|----------|----------|----------|----------|----------|------|------|----------|
| Maximum activity | 0.000347 | 0.000893 | 0.000788 | 0.000618 | 0.000731 | 0.000750 | 0.000868 | 0.000844 | 0.000849 | N/A | N/A | 0.000334 |
| Technical specification limit | 1.0 | 1.0 | 1.0 | 1.0 | 1.0 | 1.0 | 1.0 | 1.0 | 1.0 | 1.0 | 1.0 | 1.0 |
| Indicator value | 0 | 0.1 | 0.1 | 0.1 | 0.1 | 0.1 | 0.1 | 0.1 | 0.1 | N/A | N/A | 0 |

Licensee Comments: none

Reactor Coolant System Leakage



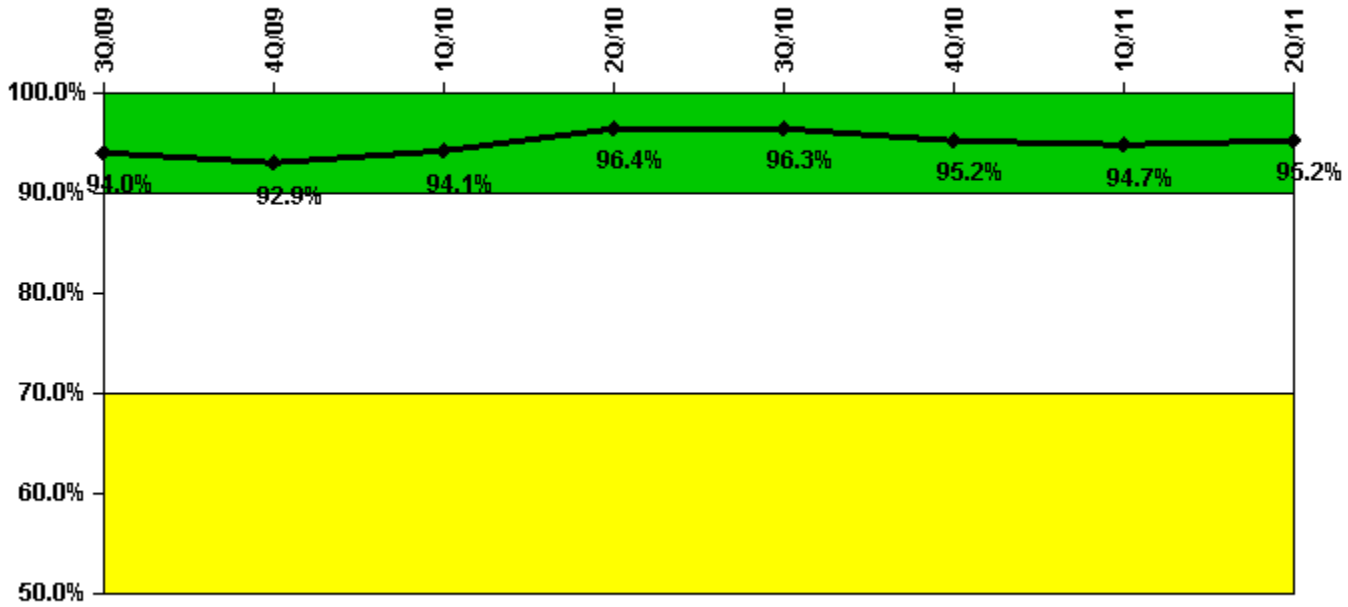
Thresholds: White > 50.0 Yellow > 100.0

Notes

| | | | | | | | | | | | | |
|---------------------------------------|-------------|-------------|-------------|--------------|--------------|--------------|-------------|-------------|-------------|-------------|-------------|-------------|
| Reactor Coolant System Leakage | 7/09 | 8/09 | 9/09 | 10/09 | 11/09 | 12/09 | 1/10 | 2/10 | 3/10 | 4/10 | 5/10 | 6/10 |
| Maximum leakage | 0.071 | 0.068 | 0.085 | 0.084 | 0 | 0.036 | 0.033 | 0.028 | 0.029 | 0.044 | 0.028 | 0.037 |
| Technical specification limit | 10.0 | 10.0 | 10.0 | 10.0 | 10.0 | 10.0 | 10.0 | 10.0 | 10.0 | 10.0 | 10.0 | 10.0 |
| Indicator value | 0.7 | 0.7 | 0.9 | 0.8 | 0 | 0.4 | 0.3 | 0.3 | 0.3 | 0.4 | 0.3 | 0.4 |
| Reactor Coolant System Leakage | 7/10 | 8/10 | 9/10 | 10/10 | 11/10 | 12/10 | 1/11 | 2/11 | 3/11 | 4/11 | 5/11 | 6/11 |
| Maximum leakage | 0.032 | 0.047 | 0.028 | 0.039 | 0.038 | 0.031 | 0.022 | 0.076 | 0.121 | N/A | N/A | 0.180 |
| Technical specification limit | 10.0 | 10.0 | 10.0 | 10.0 | 10.0 | 10.0 | 10.0 | 10.0 | 10.0 | 10.0 | 10.0 | 10.0 |
| Indicator value | 0.3 | 0.5 | 0.3 | 0.4 | 0.4 | 0.3 | 0.2 | 0.8 | 1.2 | N/A | N/A | 1.8 |

Licensee Comments: none

Drill/Exercise Performance



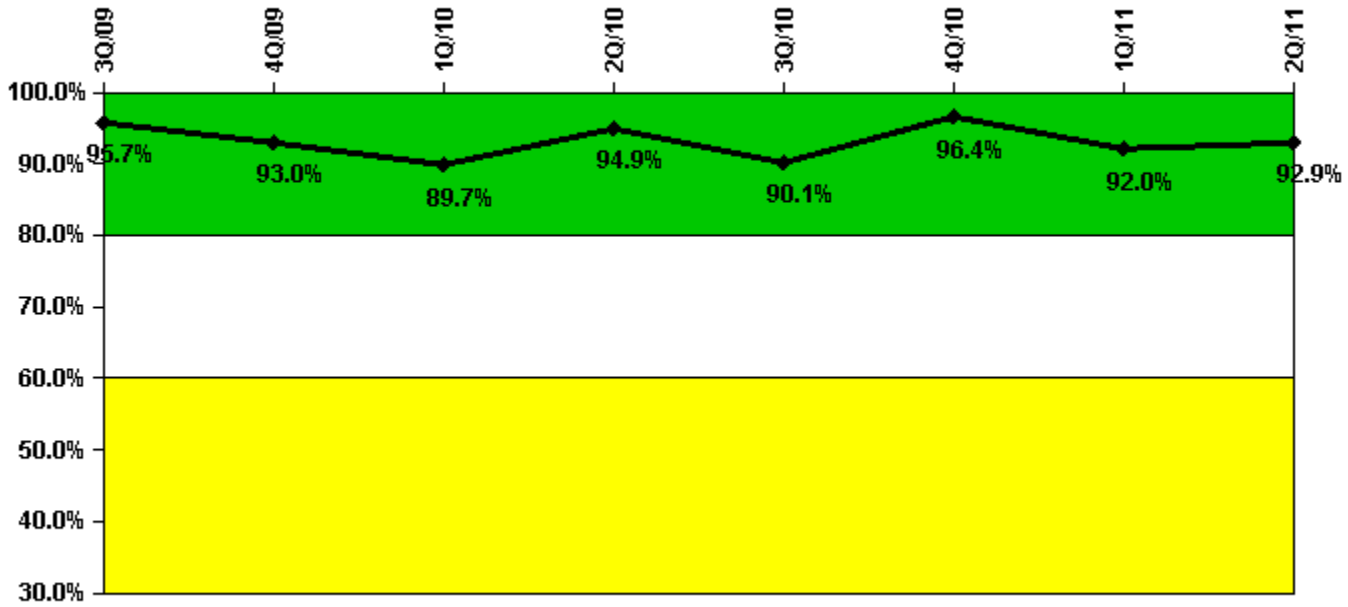
Thresholds: White < 90.0% Yellow < 70.0%

Notes

| Drill/Exercise Performance | 3Q/09 | 4Q/09 | 1Q/10 | 2Q/10 | 3Q/10 | 4Q/10 | 1Q/11 | 2Q/11 |
|----------------------------|-------|-------|-------|-------|-------|-------|-------|-------|
| Successful opportunities | 24.0 | 16.0 | 35.0 | 4.0 | 24.0 | 13.0 | 28.0 | 16.0 |
| Total opportunities | 24.0 | 18.0 | 35.0 | 4.0 | 27.0 | 15.0 | 29.0 | 16.0 |
| | | | | | | | | |
| Indicator value | 94.0% | 92.9% | 94.1% | 96.4% | 96.3% | 95.2% | 94.7% | 95.2% |

Licensee Comments: none

ERO Drill Participation



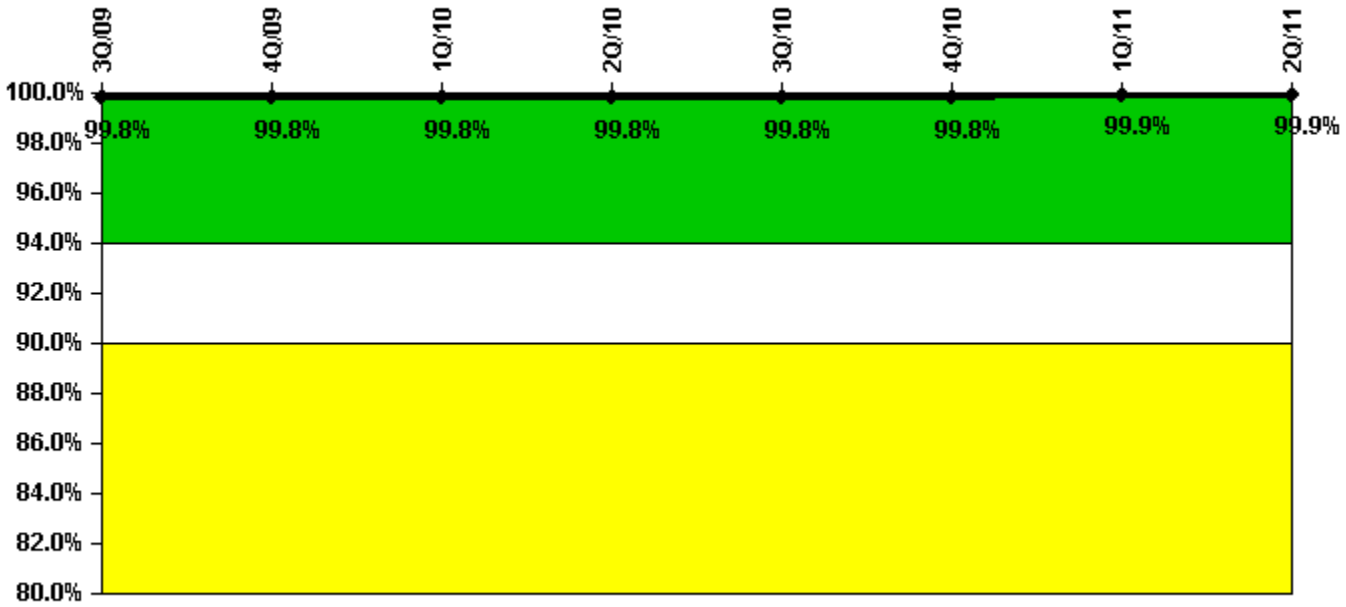
Thresholds: White < 80.0% Yellow < 60.0%

Notes

| ERO Drill Participation | 3Q/09 | 4Q/09 | 1Q/10 | 2Q/10 | 3Q/10 | 4Q/10 | 1Q/11 | 2Q/11 |
|-----------------------------|-------|-------|-------|-------|-------|-------|-------|-------|
| Participating Key personnel | 133.0 | 132.0 | 122.0 | 131.0 | 127.0 | 132.0 | 127.0 | 130.0 |
| Total Key personnel | 139.0 | 142.0 | 136.0 | 138.0 | 141.0 | 137.0 | 138.0 | 140.0 |
| | | | | | | | | |
| Indicator value | 95.7% | 93.0% | 89.7% | 94.9% | 90.1% | 96.4% | 92.0% | 92.9% |

Licensee Comments: none

Alert & Notification System



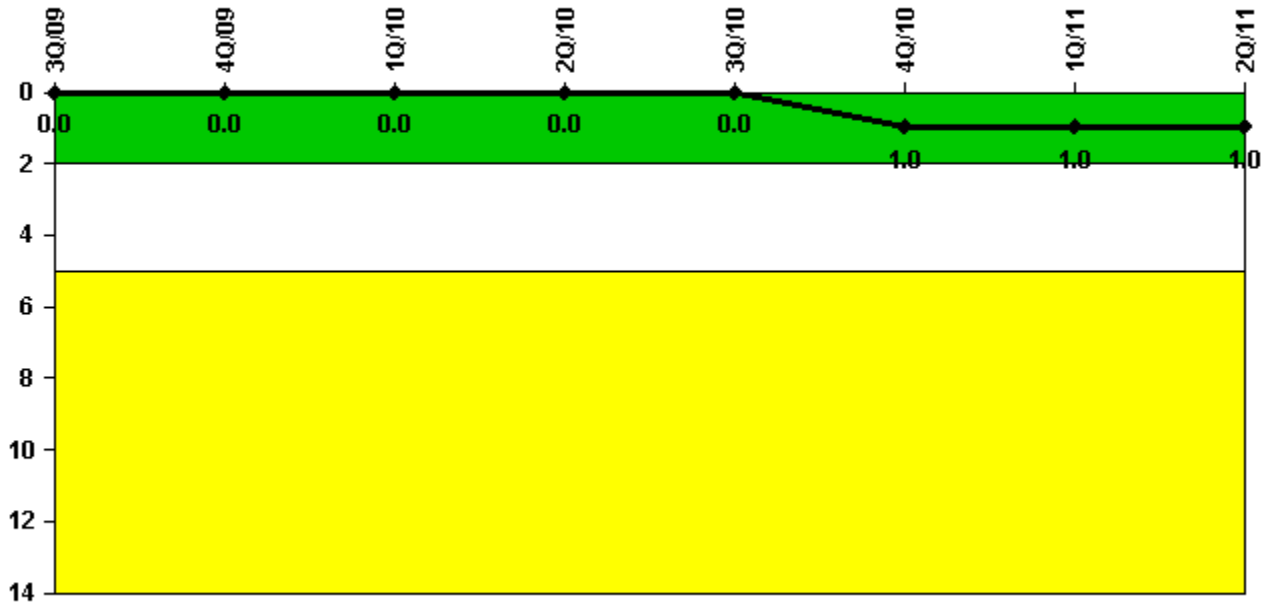
Thresholds: White < 94.0% Yellow < 90.0%

Notes

| Alert & Notification System | 3Q/09 | 4Q/09 | 1Q/10 | 2Q/10 | 3Q/10 | 4Q/10 | 1Q/11 | 2Q/11 |
|-----------------------------|-------|-------|-------|-------|-------|-------|-------|-------|
| Successful siren-tests | 1751 | 1753 | 1749 | 1752 | 1753 | 1752 | 1753 | 1751 |
| Total sirens-tests | 1755 | 1755 | 1755 | 1755 | 1755 | 1752 | 1755 | 1755 |
| | | | | | | | | |
| Indicator value | 99.8% | 99.8% | 99.8% | 99.8% | 99.8% | 99.8% | 99.9% | 99.9% |

Licensee Comments: none

Occupational Exposure Control Effectiveness



Thresholds: White > 2.0 Yellow > 5.0

Notes

| Occupational Exposure Control Effectiveness | 3Q/09 | 4Q/09 | 1Q/10 | 2Q/10 | 3Q/10 | 4Q/10 | 1Q/11 | 2Q/11 |
|---|----------|----------|----------|----------|----------|----------|----------|----------|
| High radiation area occurrences | 0 | 0 | 0 | 0 | 0 | 1 | 0 | 0 |
| Very high radiation area occurrences | 0 | 0 | 0 | 0 | 0 | 0 | 0 | 0 |
| Unintended exposure occurrences | 0 | 0 | 0 | 0 | 0 | 0 | 0 | 0 |
| Indicator value | 0 | 0 | 0 | 0 | 0 | 1 | 1 | 1 |

Licensee Comments: none

RETS/ODCM Radiological Effluent



Thresholds: White > 1.0 Yellow > 3.0

Notes

| RETS/ODCM Radiological Effluent | 3Q/09 | 4Q/09 | 1Q/10 | 2Q/10 | 3Q/10 | 4Q/10 | 1Q/11 | 2Q/11 |
|---------------------------------|-------|-------|-------|-------|-------|-------|-------|-------|
| RETS/ODCM occurrences | 0 | 0 | 0 | 0 | 0 | 0 | 0 | 0 |
| Indicator value | 0 | 0 | 0 | 0 | 0 | 0 | 0 | 0 |

Licensee Comments: none

[Security](#) information not publicly available.