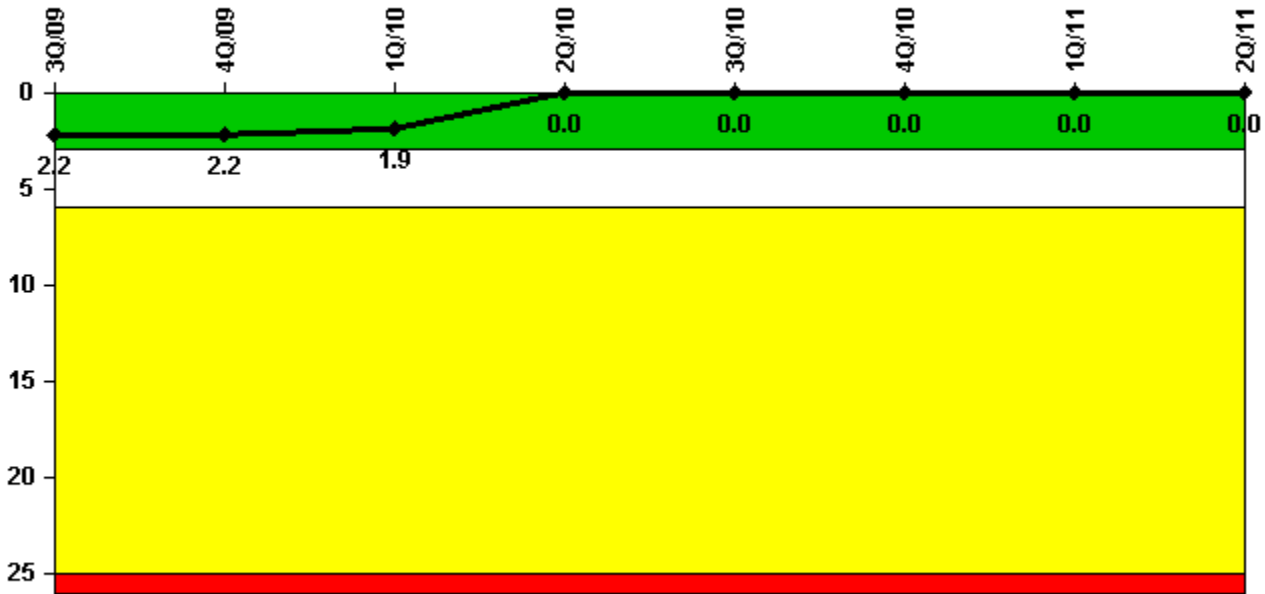


Hatch 2

2Q/2011 Performance Indicators

Licensee's General Comments: none

Unplanned Scrams per 7000 Critical Hrs



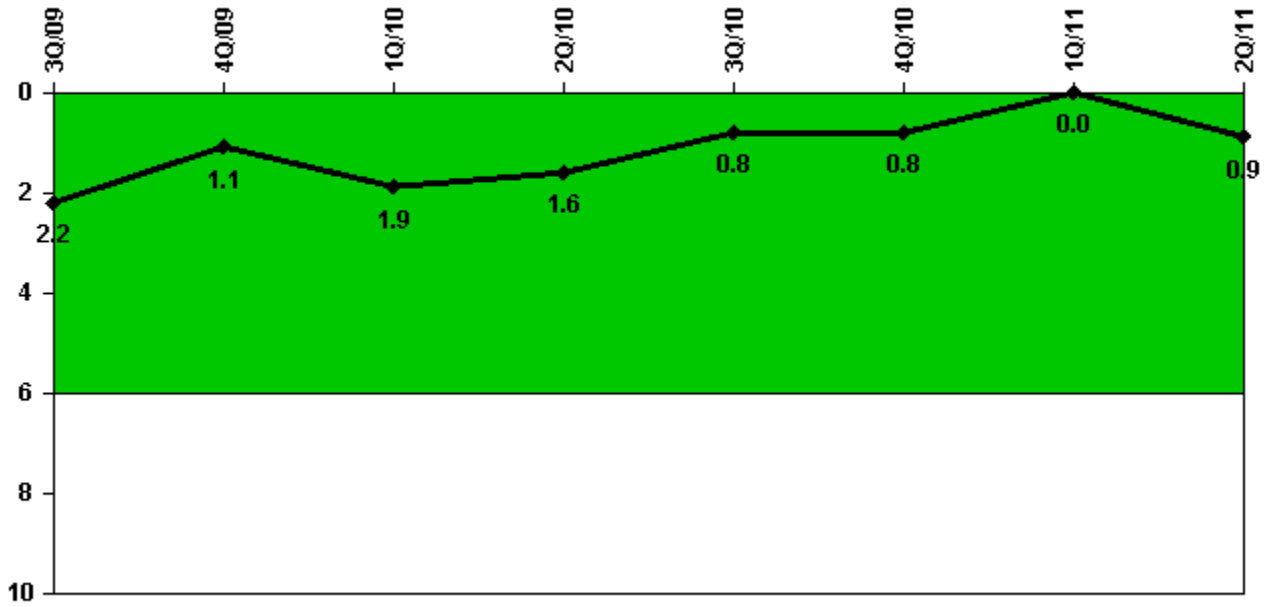
Thresholds: White > 3.0 Yellow > 6.0 Red > 25.0

Notes

Unplanned Scrams per 7000 Critical Hrs	3Q/09	4Q/09	1Q/10	2Q/10	3Q/10	4Q/10	1Q/11	2Q/11
Unplanned scrams	0	0	0	0	0	0	0	0
Critical hours	2208.0	2209.0	2159.0	1925.1	2208.0	2209.0	2065.1	1324.7
Indicator value	2.2	2.2	1.9	0	0	0	0	0

Licensee Comments: none

Unplanned Power Changes per 7000 Critical Hrs



Thresholds: White > 6.0

Notes

Unplanned Power Changes per 7000 Critical Hrs	3Q/09	4Q/09	1Q/10	2Q/10	3Q/10	4Q/10	1Q/11	2Q/11
Unplanned power changes	1.0	0	1.0	0	0	0	0	1.0
Critical hours	2208.0	2209.0	2159.0	1925.1	2208.0	2209.0	2065.1	1324.7
Indicator value	2.2	1.1	1.9	1.6	0.8	0.8	0	0.9

Licensee Comments: none

Unplanned Scrams with Complications



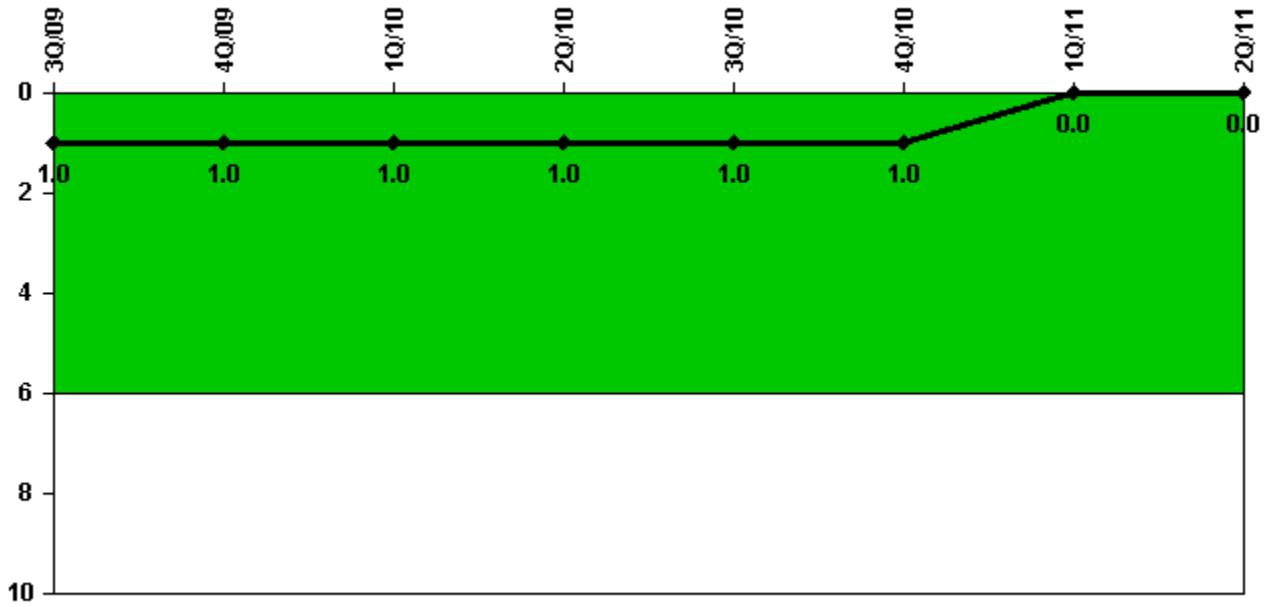
Thresholds: White > 1.0

Notes

Unplanned Scrams with Complications	3Q/09	4Q/09	1Q/10	2Q/10	3Q/10	4Q/10	1Q/11	2Q/11
Scrams with complications	0	0	0	0	0	0	0	0
Indicator value	0.0	0.0	0.0	0.0	0.0	0.0	0.0	0.0

Licensee Comments: none

Safety System Functional Failures (BWR)



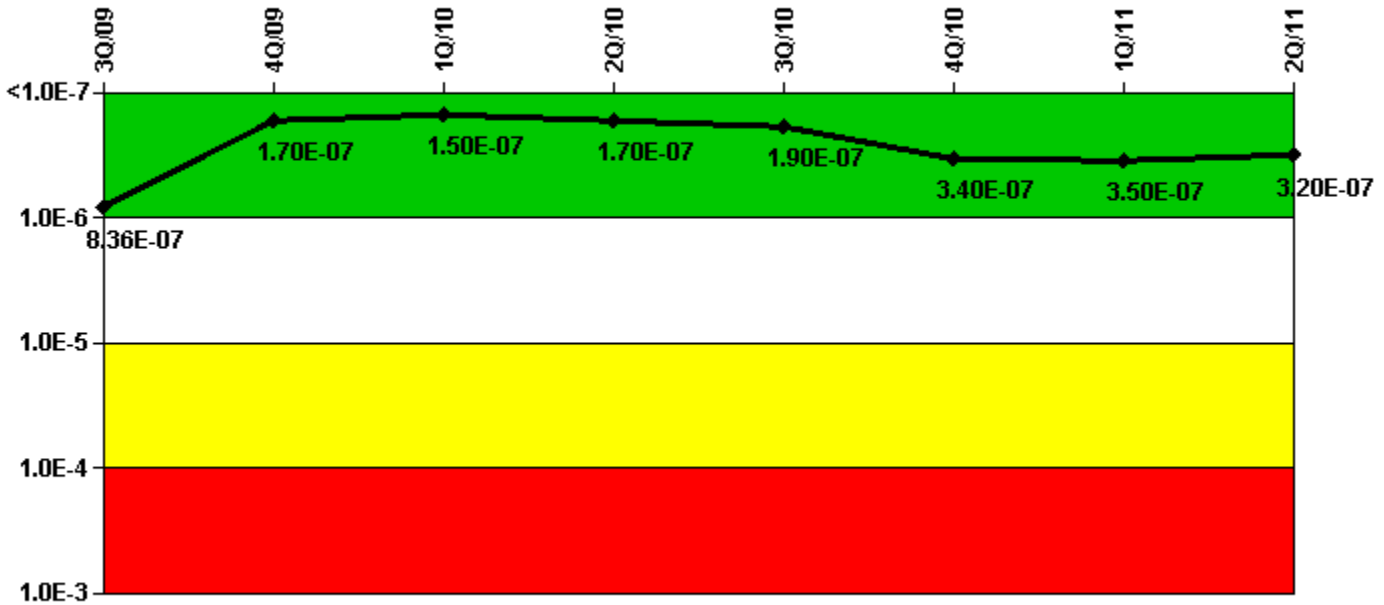
Thresholds: White > 6.0

Notes

Safety System Functional Failures (BWR)	3Q/09	4Q/09	1Q/10	2Q/10	3Q/10	4Q/10	1Q/11	2Q/11
Safety System Functional Failures	0	0	1	0	0	0	0	0
Indicator value	1	1	1	1	1	1	0	0

Licensee Comments: none

Mitigating Systems Performance Index, Emergency AC Power System



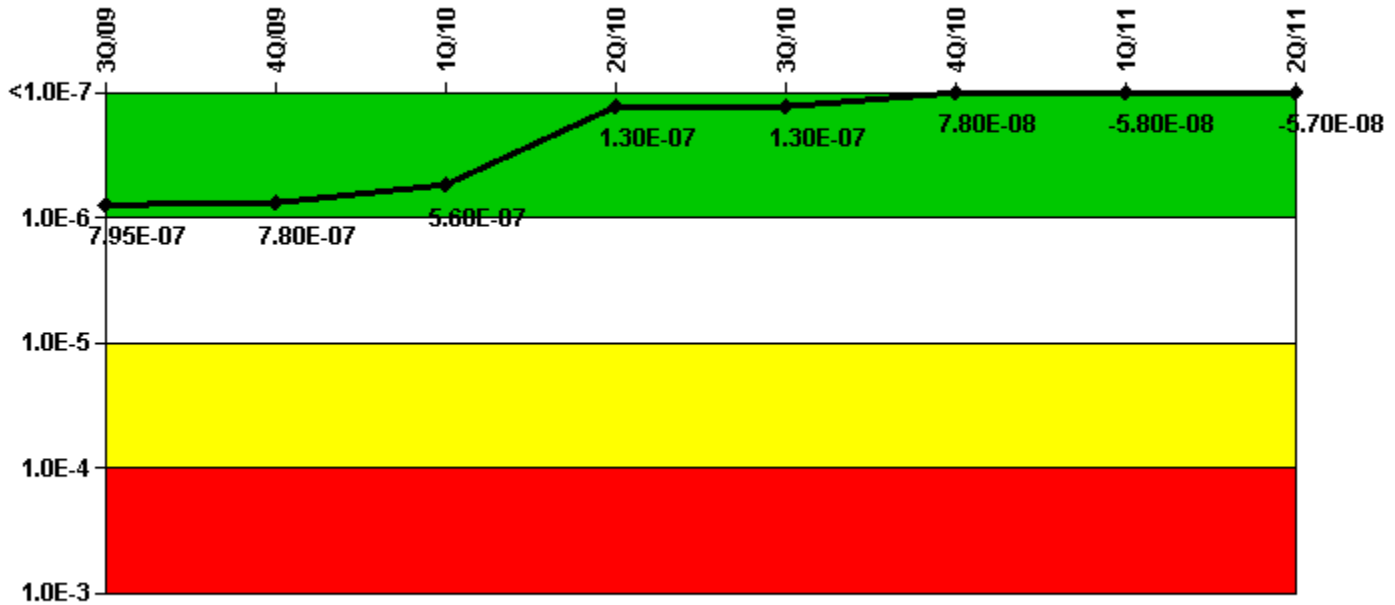
Thresholds: White > 1.00E-6 Yellow > 1.00E-5 Red > 1.00E-4

Notes

Mitigating Systems Performance Index, Emergency AC Power System	3Q/09	4Q/09	1Q/10	2Q/10	3Q/10	4Q/10	1Q/11	2Q/11
UAI (Δ CDF)	6.60E-08	8.56E-08	8.26E-08	9.03E-08	1.32E-07	2.07E-07	2.22E-07	1.75E-07
URI (Δ CDF)	7.70E-07	8.04E-08	7.13E-08	7.51E-08	5.79E-08	1.35E-07	1.30E-07	1.44E-07
PLE	NO	NO	NO	NO	NO	NO	NO	NO
Indicator value	8.36E-07	1.70E-07	1.50E-07	1.70E-07	1.90E-07	3.40E-07	3.50E-07	3.20E-07

Licensee Comments: none

Mitigating Systems Performance Index, High Pressure Injection System



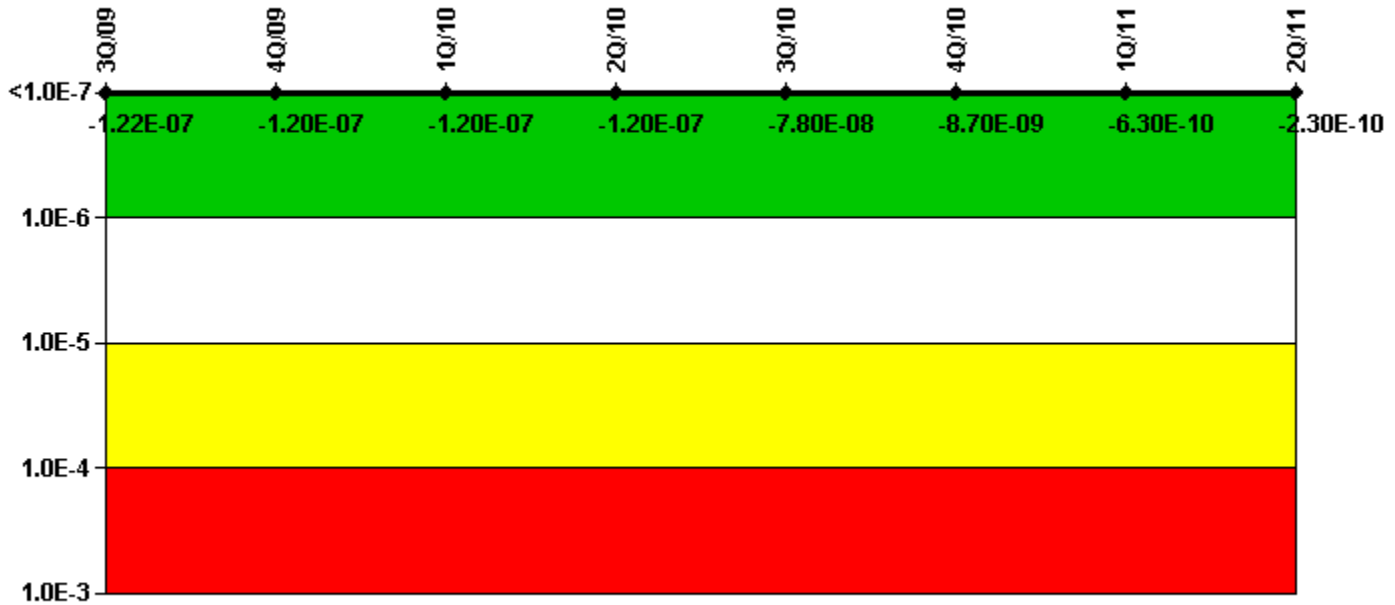
Thresholds: White > 1.00E-6 Yellow > 1.00E-5 Red > 1.00E-4

Notes

Mitigating Systems Performance Index, High Pressure Injection System	3Q/09	4Q/09	1Q/10	2Q/10	3Q/10	4Q/10	1Q/11	2Q/11
UAI (Δ CDF)	-4.80E-09	-4.81E-09	-1.40E-08	-2.62E-08	-2.62E-08	-1.46E-08	-2.24E-08	-2.24E-08
URI (Δ CDF)	8.00E-07	7.82E-07	5.70E-07	1.52E-07	1.52E-07	9.27E-08	-3.61E-08	-3.51E-08
PLE	NO	NO	NO	NO	NO	NO	NO	NO
Indicator value	7.95E-07	7.80E-07	5.60E-07	1.30E-07	1.30E-07	7.80E-08	-5.80E-08	-5.70E-08

Licensee Comments: none

Mitigating Systems Performance Index, Heat Removal System



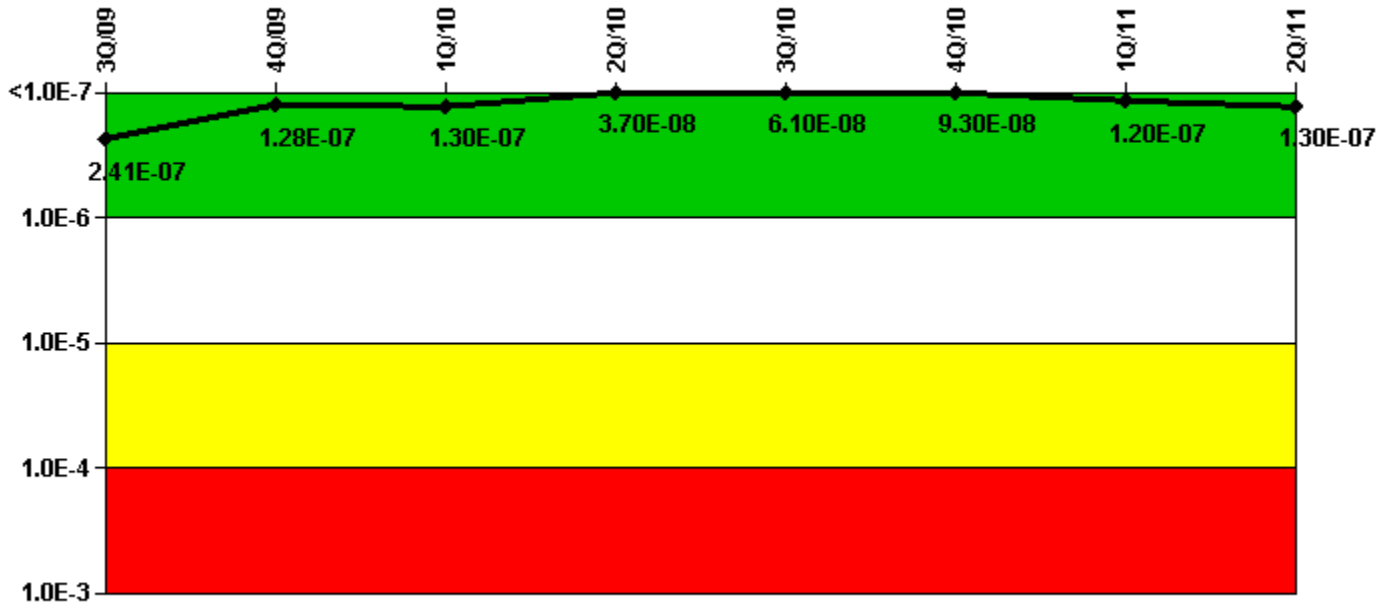
Thresholds: White > 1.00E-6 Yellow > 1.00E-5 Red > 1.00E-4

Notes

Mitigating Systems Performance Index, Heat Removal System	3Q/09	4Q/09	1Q/10	2Q/10	3Q/10	4Q/10	1Q/11	2Q/11
UAI (Δ CDF)	-4.00E-08	-3.95E-08	-3.96E-08	-3.96E-08	5.54E-09	1.01E-08	1.51E-08	1.61E-08
URI (Δ CDF)	-8.20E-08	-8.15E-08	-7.91E-08	-7.92E-08	-8.34E-08	-1.88E-08	-1.57E-08	-1.63E-08
PLE	NO	NO	NO	NO	NO	NO	NO	NO
Indicator value	-1.22E-07	-1.20E-07	-1.20E-07	-1.20E-07	-7.80E-08	-8.70E-09	-6.30E-10	-2.30E-10

Licensee Comments: none

Mitigating Systems Performance Index, Residual Heat Removal System



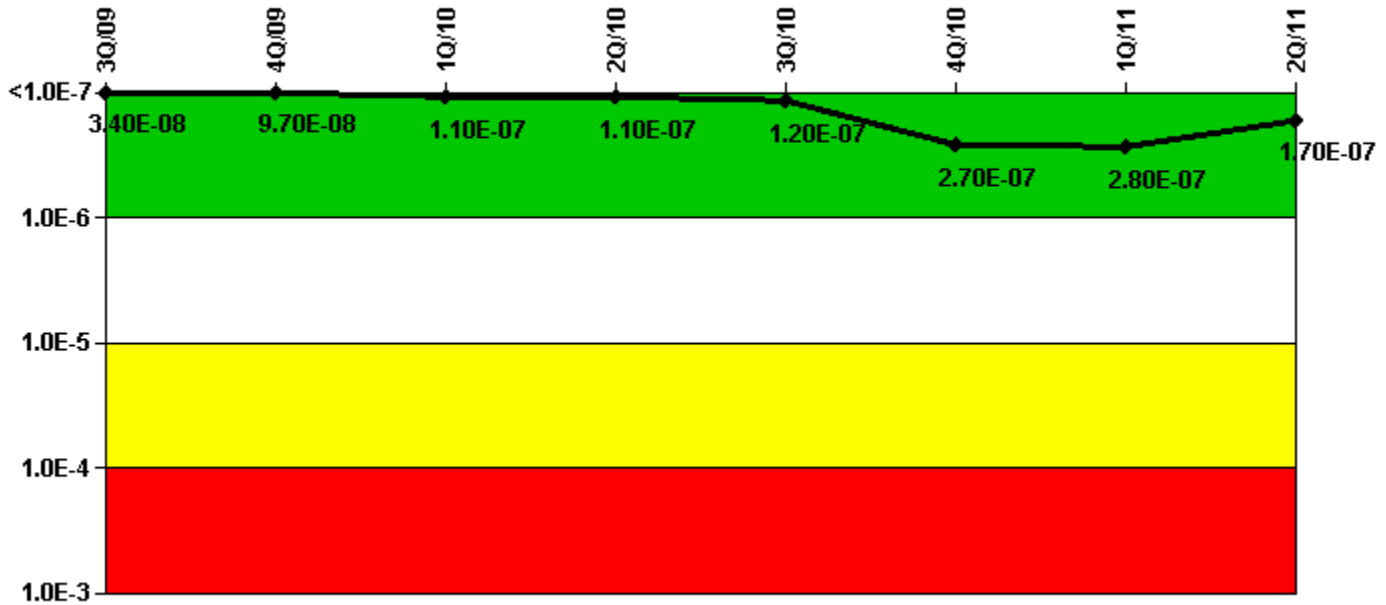
Thresholds: White > 1.00E-6 Yellow > 1.00E-5 Red > 1.00E-4

Notes

Mitigating Systems Performance Index, Residual Heat Removal System	3Q/09	4Q/09	1Q/10	2Q/10	3Q/10	4Q/10	1Q/11	2Q/11
UAI (Δ CDF)	1.10E-08	-2.20E-09	-3.80E-09	8.17E-09	3.29E-08	5.86E-08	6.81E-08	7.23E-08
URI (Δ CDF)	2.30E-07	1.30E-07	1.34E-07	2.89E-08	2.82E-08	3.47E-08	4.73E-08	5.41E-08
PLE	NO	NO	NO	NO	NO	NO	NO	NO
Indicator value	2.41E-07	1.28E-07	1.30E-07	3.70E-08	6.10E-08	9.30E-08	1.20E-07	1.30E-07

Licensee Comments: none

Mitigating Systems Performance Index, Cooling Water Systems



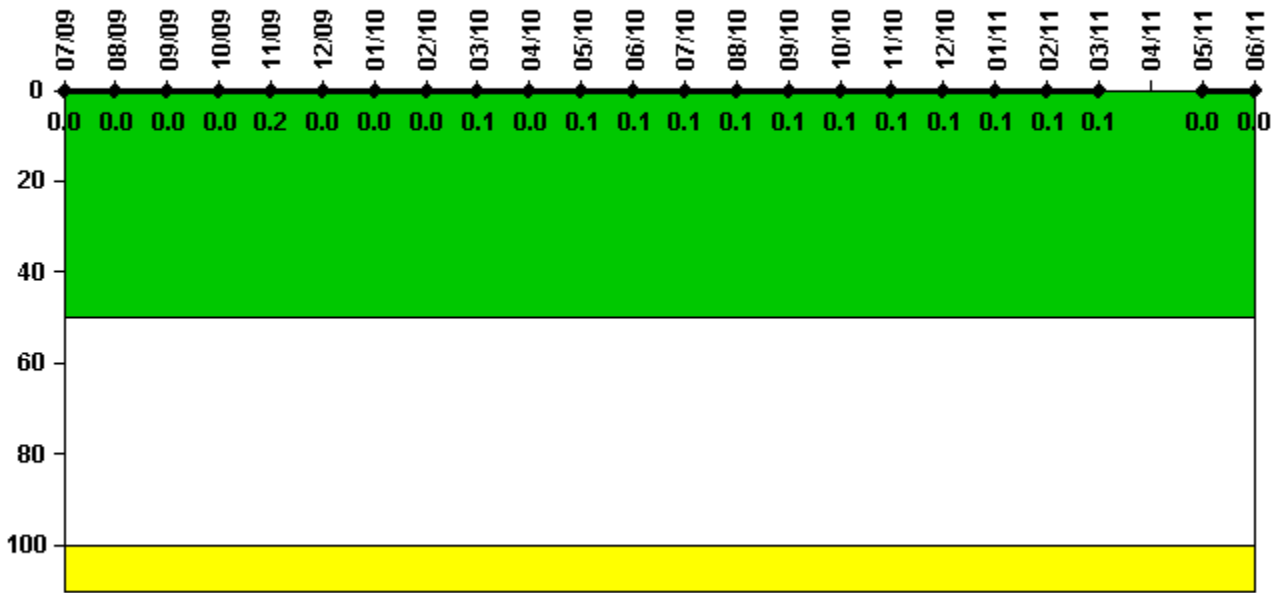
Thresholds: White > 1.00E-6 Yellow > 1.00E-5 Red > 1.00E-4

Notes

Mitigating Systems Performance Index, Cooling Water Systems	3Q/09	4Q/09	1Q/10	2Q/10	3Q/10	4Q/10	1Q/11	2Q/11
UAI (Δ CDF)	6.04E-08	6.27E-08	6.72E-08	6.57E-08	6.63E-08	1.40E-07	1.41E-07	7.78E-08
URI (Δ CDF)	-2.61E-08	3.46E-08	4.41E-08	4.64E-08	4.87E-08	1.32E-07	1.37E-07	8.92E-08
PLE	NO	NO	NO	NO	NO	NO	NO	NO
Indicator value	3.40E-08	9.70E-08	1.10E-07	1.10E-07	1.20E-07	2.70E-07	2.80E-07	1.70E-07

Licensee Comments: none

Reactor Coolant System Activity



Thresholds: White > 50.0 Yellow > 100.0


Notes

Reactor Coolant System Activity	7/09	8/09	9/09	10/09	11/09	12/09	1/10	2/10	3/10	4/10	5/10	6/10
Maximum activity	0.000005	0.000004	0.000004	0.000002	0.000356	0.000031	0.000051	0.000085	0.000124	0.000075	0.000125	0.000113
Technical specification limit	0.2	0.2	0.2	0.2	0.2	0.2	0.2	0.2	0.2	0.2	0.2	0.2
Indicator value	0	0	0	0	0.2	0	0	0	0.1	0	0.1	0.1
Reactor Coolant System Activity	7/10	8/10	9/10	10/10	11/10	12/10	1/11	2/11	3/11	4/11	5/11	6/11
Maximum activity	0.000127	0.000143	0.000143	0.000136	0.000128	0.000126	0.000121	0.000115	0.000111	N/A	0.000045	0.000054
Technical specification limit	0.2	0.2	0.2	0.2	0.2	0.2	0.2	0.2	0.2	0.2	0.2	0.2
Indicator value	0.1	0.1	0.1	0.1	0.1	0.1	0.1	0.1	0.1	N/A	0	0

Licensee Comments:

6/11: Unit 2 was in a refueling outage the month of April.

Reactor Coolant System Leakage



Thresholds: White > 50.0 Yellow > 100.0

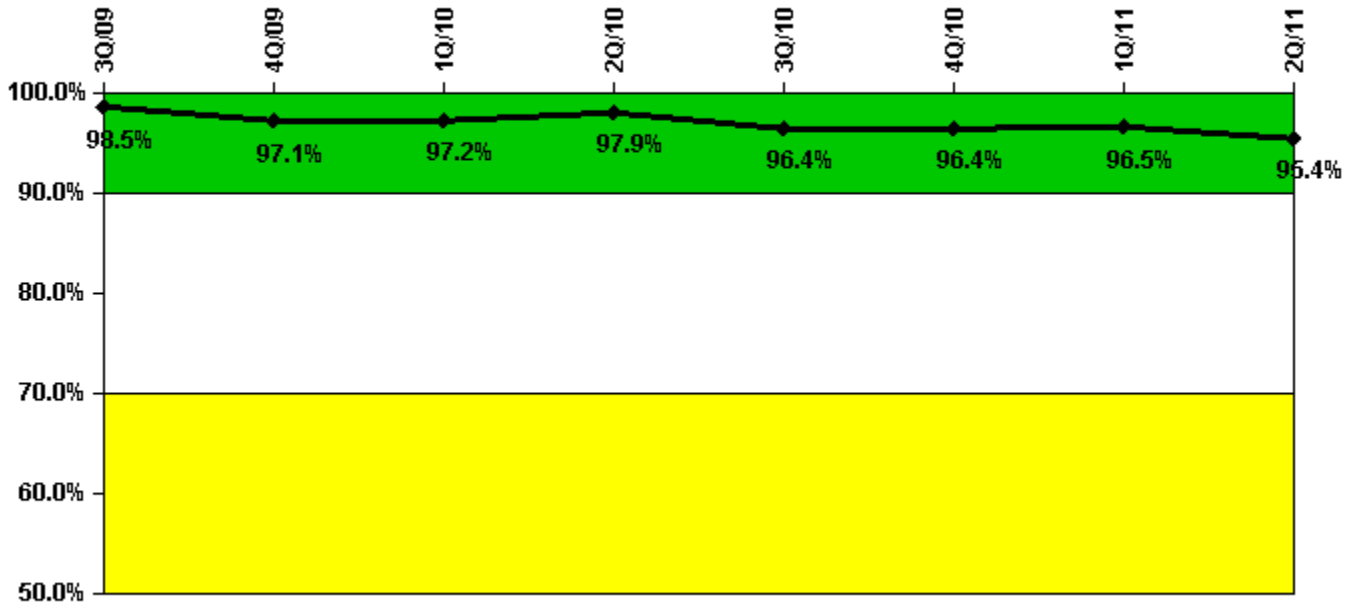
Notes

Reactor Coolant System Leakage	7/09	8/09	9/09	10/09	11/09	12/09	1/10	2/10	3/10	4/10	5/10	6/10
Maximum leakage	1.740	1.740	1.710	1.700	1.630	1.610	1.600	1.580	1.600	1.720	1.750	1.770
Technical specification limit	30.0	30.0	30.0	30.0	30.0	30.0	30.0	30.0	30.0	30.0	30.0	30.0
Indicator value	5.8	5.8	5.7	5.7	5.4	5.4	5.3	5.3	5.3	5.7	5.8	5.9
Reactor Coolant System Leakage	7/10	8/10	9/10	10/10	11/10	12/10	1/11	2/11	3/11	4/11	5/11	6/11
Maximum leakage	1.740	1.610	1.520	1.500	1.420	1.420	1.350	1.360	1.440	N/A	1.770	1.770
Technical specification limit	30.0	30.0	30.0	30.0	30.0	30.0	30.0	30.0	30.0	30.0	30.0	30.0
Indicator value	5.8	5.4	5.1	5.0	4.7	4.7	4.5	4.5	4.8	N/A	5.9	5.9

Licensee Comments:

6/11: Unit 2 was in a Refueling Outage during the month of April

Drill/Exercise Performance



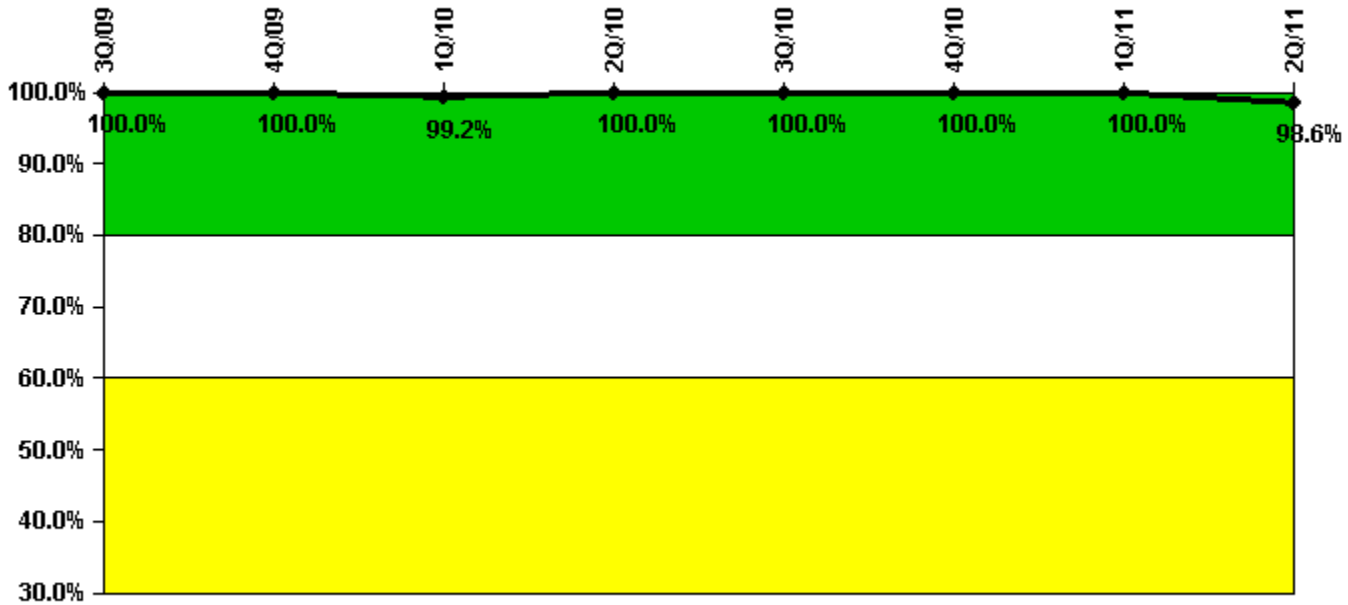
Thresholds: White < 90.0% Yellow < 70.0%

Notes

Drill/Exercise Performance	3Q/09	4Q/09	1Q/10	2Q/10	3Q/10	4Q/10	1Q/11	2Q/11
Successful opportunities	10.0	12.0	12.0	27.0	38.0	8.0	8.0	30.0
Total opportunities	10.0	14.0	12.0	28.0	40.0	8.0	8.0	32.0
Indicator value	98.5%	97.1%	97.2%	97.9%	96.4%	96.4%	96.5%	95.4%

Licensee Comments: none

ERO Drill Participation



Thresholds: White < 80.0% Yellow < 60.0%

Notes

ERO Drill Participation	3Q/09	4Q/09	1Q/10	2Q/10	3Q/10	4Q/10	1Q/11	2Q/11
Participating Key personnel	136.0	134.0	129.0	135.0	136.0	138.0	136.0	141.0
Total Key personnel	136.0	134.0	130.0	135.0	136.0	138.0	136.0	143.0
Indicator value	100.0%	100.0%	99.2%	100.0%	100.0%	100.0%	100.0%	98.6%

Licensee Comments: none

Alert & Notification System

**Not applicable due to
unique design
characteristics.
Performance in this area
will be assessed through
focused NRC inspection
efforts.**

Notes

Alert & Notification System	3Q/09	4Q/09	1Q/10	2Q/10	3Q/10	4Q/10	1Q/11	2Q/11
Successful siren-tests								
Total sirens-tests								
Indicator value								

Licensee Comments:

2Q/11: Plant Hatch does not use sirens as an emergency notification system.

Occupational Exposure Control Effectiveness



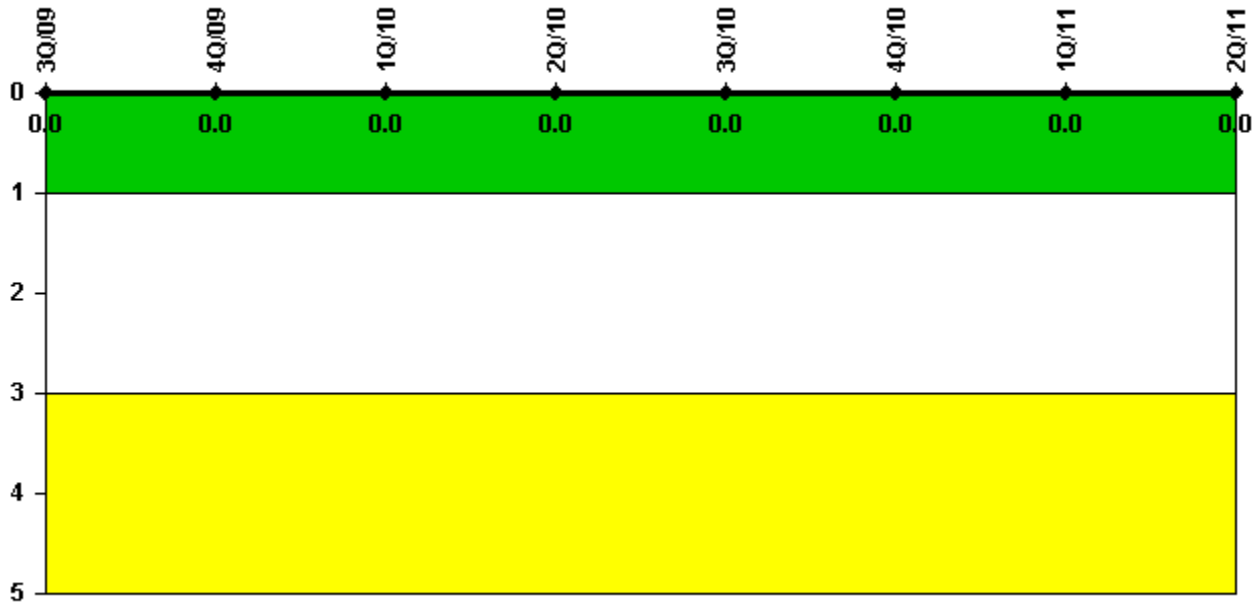
Thresholds: White > 2.0 Yellow > 5.0

Notes

Occupational Exposure Control Effectiveness	3Q/09	4Q/09	1Q/10	2Q/10	3Q/10	4Q/10	1Q/11	2Q/11
High radiation area occurrences	0	0	0	0	0	0	0	0
Very high radiation area occurrences	0	0	0	0	0	0	0	0
Unintended exposure occurrences	0	0	0	0	0	0	0	0
Indicator value	0	0	0	0	0	0	0	0

Licensee Comments: none

RETS/ODCM Radiological Effluent



Thresholds: White > 1.0 Yellow > 3.0

Notes

RETS/ODCM Radiological Effluent	3Q/09	4Q/09	1Q/10	2Q/10	3Q/10	4Q/10	1Q/11	2Q/11
RETS/ODCM occurrences	0	0	0	0	0	0	0	0
Indicator value	0	0	0	0	0	0	0	0

Licensee Comments: none

[Security](#) information not publicly available.