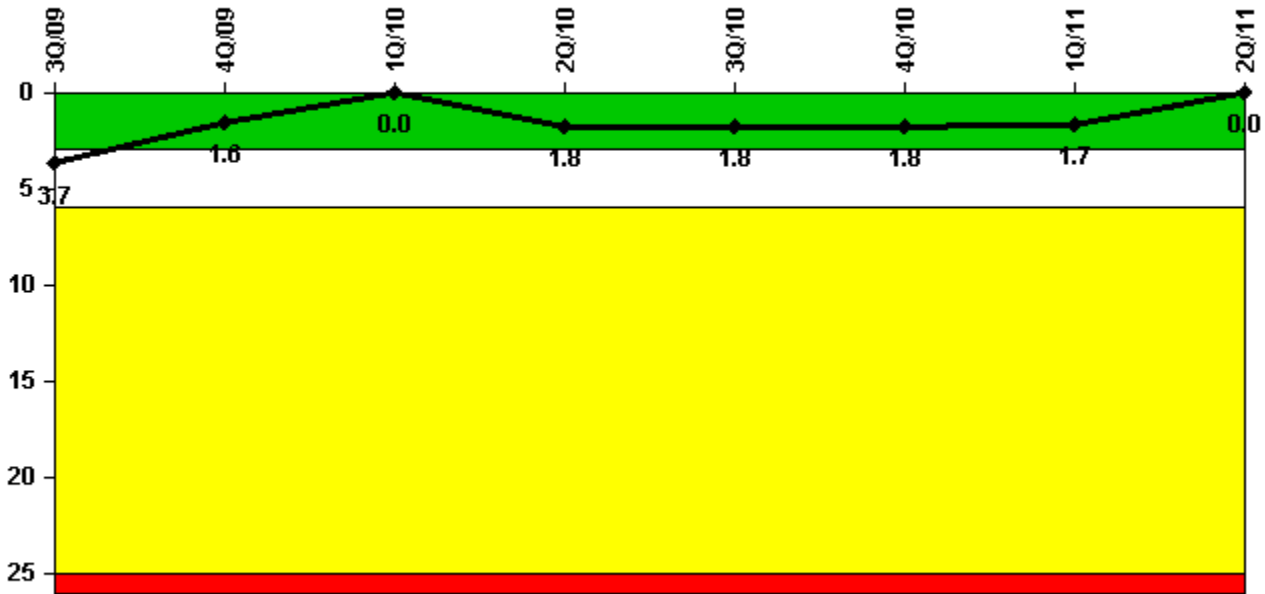


Arkansas Nuclear 1

2Q/2011 Performance Indicators

Licensee's General Comments: none

Unplanned Scrams per 7000 Critical Hrs



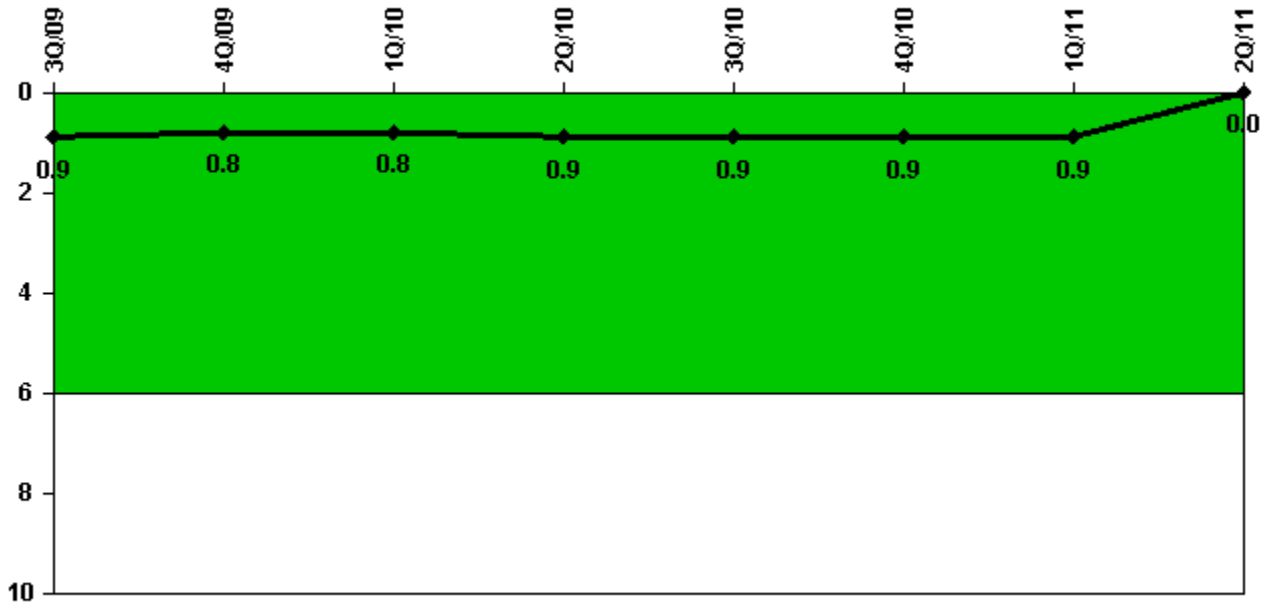
Thresholds: White > 3.0 Yellow > 6.0 Red > 25.0

Notes

Unplanned Scrams per 7000 Critical Hrs	3Q/09	4Q/09	1Q/10	2Q/10	3Q/10	4Q/10	1Q/11	2Q/11
Unplanned scrams	0	0	0	2.0	0	0	0	0
Critical hours	2208.0	2209.0	1903.0	1611.9	2208.0	2209.0	2159.0	2184.0
Indicator value	3.7	1.6	0	1.8	1.8	1.8	1.7	0

Licensee Comments: none

Unplanned Power Changes per 7000 Critical Hrs



Thresholds: White > 6.0

Notes

Unplanned Power Changes per 7000 Critical Hrs	3Q/09	4Q/09	1Q/10	2Q/10	3Q/10	4Q/10	1Q/11	2Q/11
Unplanned power changes	0	0	0	1.0	0	0	0	0
Critical hours	2208.0	2209.0	1903.0	1611.9	2208.0	2209.0	2159.0	2184.0
Indicator value	0.9	0.8	0.8	0.9	0.9	0.9	0.9	0

Licensee Comments: none

Unplanned Scrams with Complications



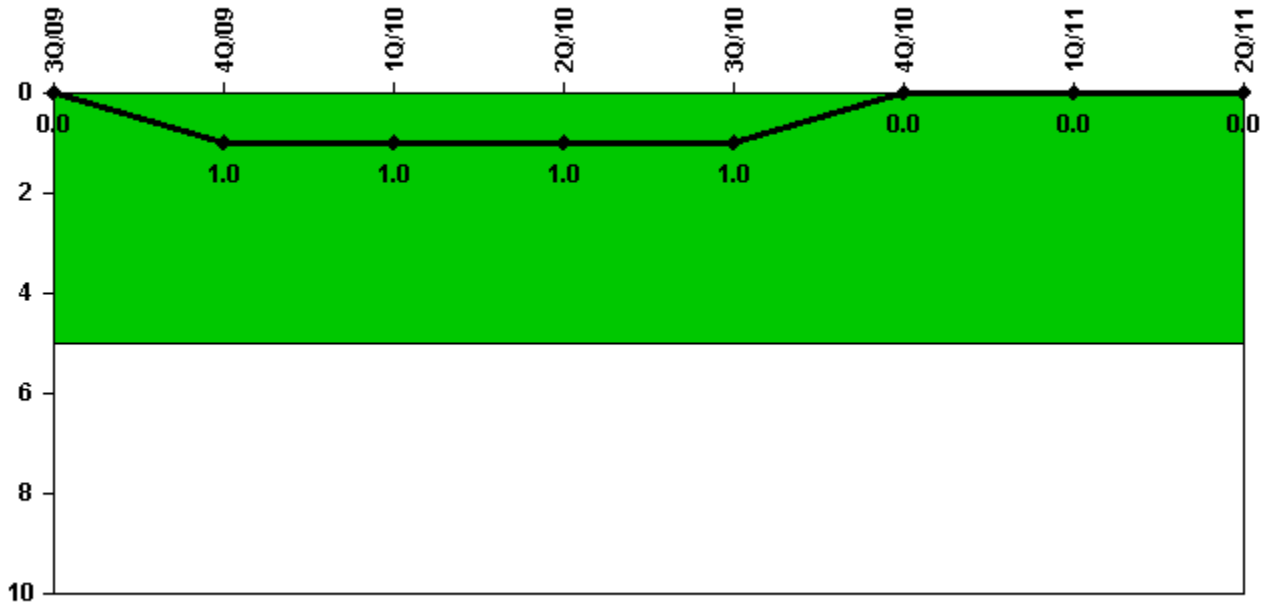
Thresholds: White > 1.0

Notes

Unplanned Scrams with Complications	3Q/09	4Q/09	1Q/10	2Q/10	3Q/10	4Q/10	1Q/11	2Q/11
Scrams with complications	0	0	0	0	0	0	0	0
Indicator value	0.0	0.0	0.0	0.0	0.0	0.0	0.0	0.0

Licensee Comments: none

Safety System Functional Failures (PWR)



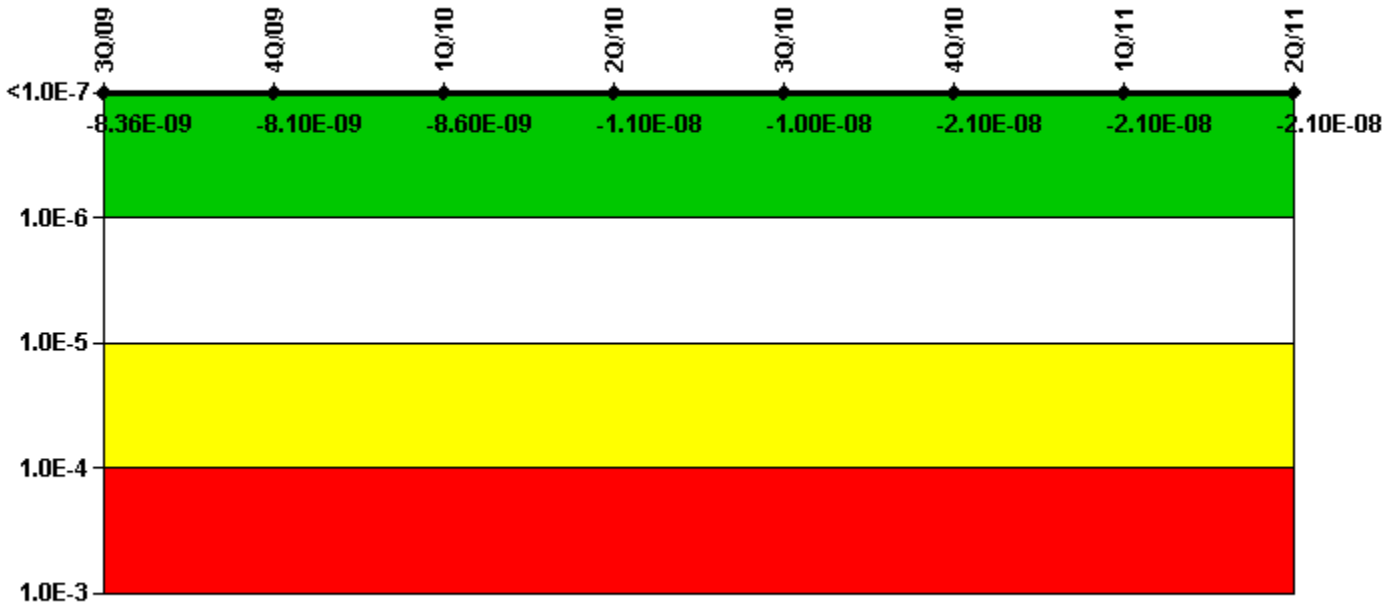
Thresholds: White > 5.0

Notes

Safety System Functional Failures (PWR)	3Q/09	4Q/09	1Q/10	2Q/10	3Q/10	4Q/10	1Q/11	2Q/11
Safety System Functional Failures	0	1	0	0	0	0	0	0
Indicator value	0	1	1	1	1	0	0	0

Licensee Comments: none

Mitigating Systems Performance Index, Emergency AC Power System



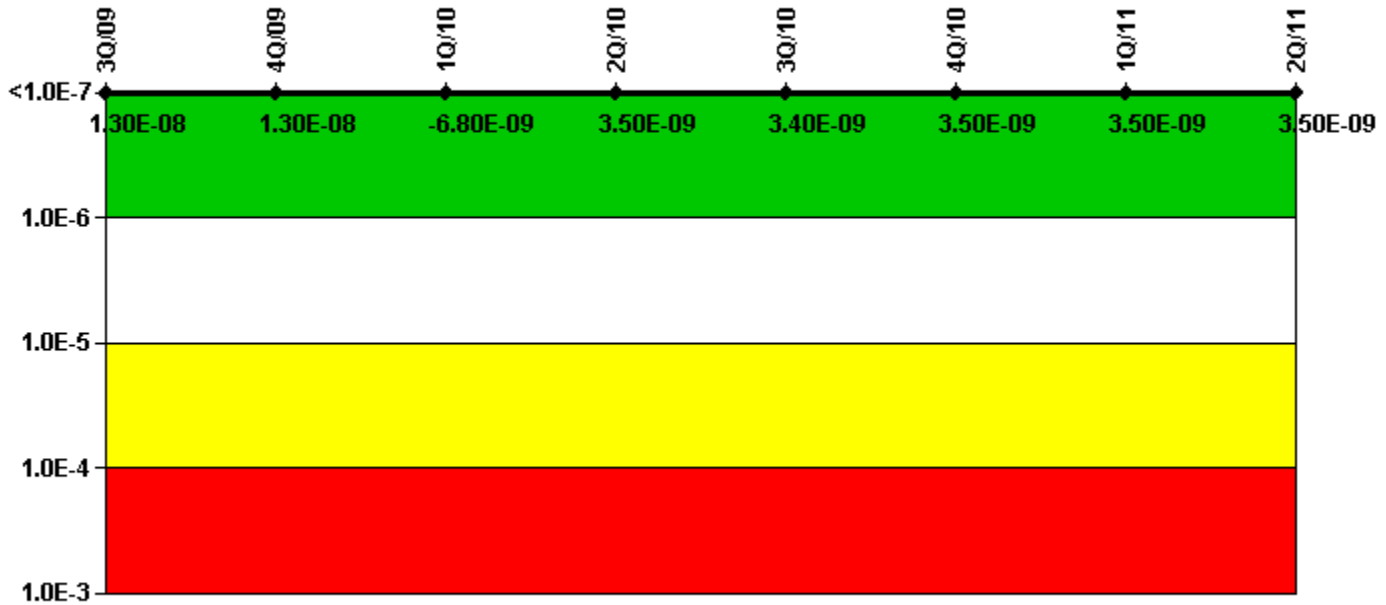
Thresholds: White > 1.00E-6 Yellow > 1.00E-5 Red > 1.00E-4

Notes

Mitigating Systems Performance Index, Emergency AC Power System	3Q/09	4Q/09	1Q/10	2Q/10	3Q/10	4Q/10	1Q/11	2Q/11
UAI (Δ CDF)	9.40E-10	1.90E-09	1.27E-09	-2.11E-09	-2.11E-09	-2.38E-09	-2.38E-09	-2.38E-09
URI (Δ CDF)	-9.30E-09	-1.00E-08	-9.84E-09	-8.78E-09	-8.22E-09	-1.82E-08	-1.82E-08	-1.83E-08
PLE	NO	NO	NO	NO	NO	NO	NO	NO
Indicator value	-8.36E-09	-8.10E-09	-8.60E-09	-1.10E-08	-1.00E-08	-2.10E-08	-2.10E-08	-2.10E-08

Licensee Comments: none

Mitigating Systems Performance Index, High Pressure Injection System



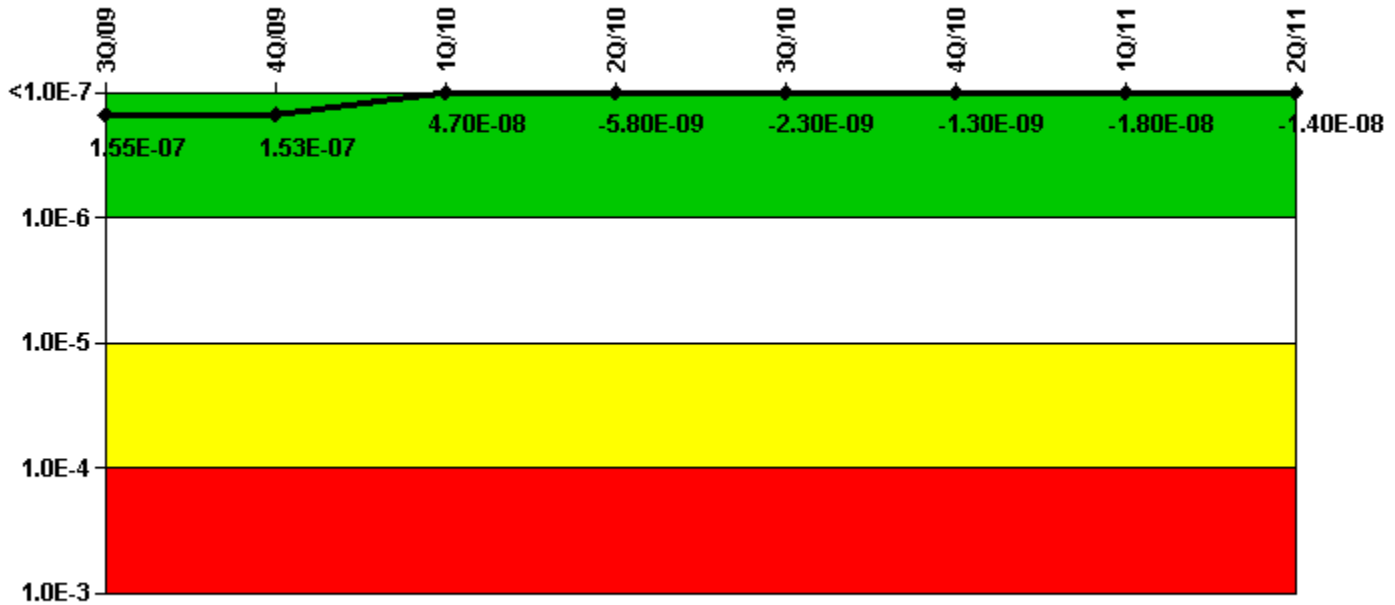
Thresholds: White > 1.00E-6 Yellow > 1.00E-5 Red > 1.00E-4

Notes

Mitigating Systems Performance Index, High Pressure Injection System	3Q/09	4Q/09	1Q/10	2Q/10	3Q/10	4Q/10	1Q/11	2Q/11
UAI (Δ CDF)	3.20E-08	3.20E-08	2.12E-11	2.13E-11	1.78E-11	-4.47E-12	-4.45E-12	-4.45E-12
URI (Δ CDF)	-1.90E-08	-1.90E-08	-6.81E-09	3.46E-09	3.40E-09	3.54E-09	3.54E-09	3.51E-09
PLE	NO	NO	NO	NO	NO	NO	NO	NO
Indicator value	1.30E-08	1.30E-08	-6.80E-09	3.50E-09	3.40E-09	3.50E-09	3.50E-09	3.50E-09

Licensee Comments: none

Mitigating Systems Performance Index, Heat Removal System



Thresholds: White > 1.00E-6 Yellow > 1.00E-5 Red > 1.00E-4

Notes

Mitigating Systems Performance Index, Heat Removal System	3Q/09	4Q/09	1Q/10	2Q/10	3Q/10	4Q/10	1Q/11	2Q/11
UAI (Δ CDF)	9.70E-08	9.30E-08	2.70E-08	1.94E-08	2.47E-08	2.60E-08	9.71E-09	1.31E-08
URI (Δ CDF)	5.80E-08	6.00E-08	2.03E-08	-2.51E-08	-2.69E-08	-2.73E-08	-2.73E-08	-2.72E-08
PLE	NO	NO	NO	NO	NO	NO	NO	NO
Indicator value	1.55E-07	1.53E-07	4.70E-08	-5.80E-09	-2.30E-09	-1.30E-09	-1.80E-08	-1.40E-08

Licensee Comments: none

Mitigating Systems Performance Index, Residual Heat Removal System



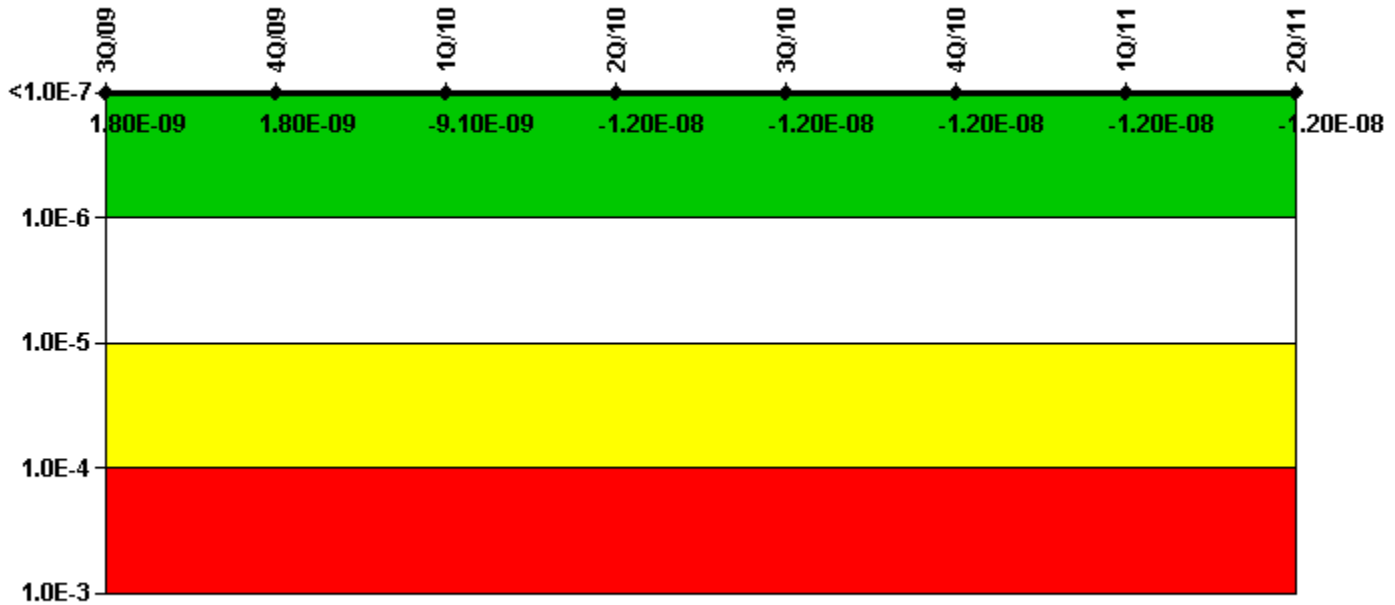
Thresholds: White > 1.00E-6 Yellow > 1.00E-5 Red > 1.00E-4

Notes

Mitigating Systems Performance Index, Residual Heat Removal System	3Q/09	4Q/09	1Q/10	2Q/10	3Q/10	4Q/10	1Q/11	2Q/11
UAI (Δ CDF)	2.60E-09	-2.50E-09	1.52E-08	1.54E-08	1.55E-08	1.13E-08	1.14E-08	1.14E-08
URI (Δ CDF)	-1.00E-07	-1.00E-07	-3.90E-08	-3.67E-08	-3.65E-08	-3.65E-08	-3.65E-08	-3.65E-08
PLE	NO	NO	NO	NO	NO	NO	NO	NO
Indicator value	-9.74E-08	-1.03E-07	-2.40E-08	-2.10E-08	-2.10E-08	-2.50E-08	-2.50E-08	-2.50E-08

Licensee Comments: none

Mitigating Systems Performance Index, Cooling Water Systems



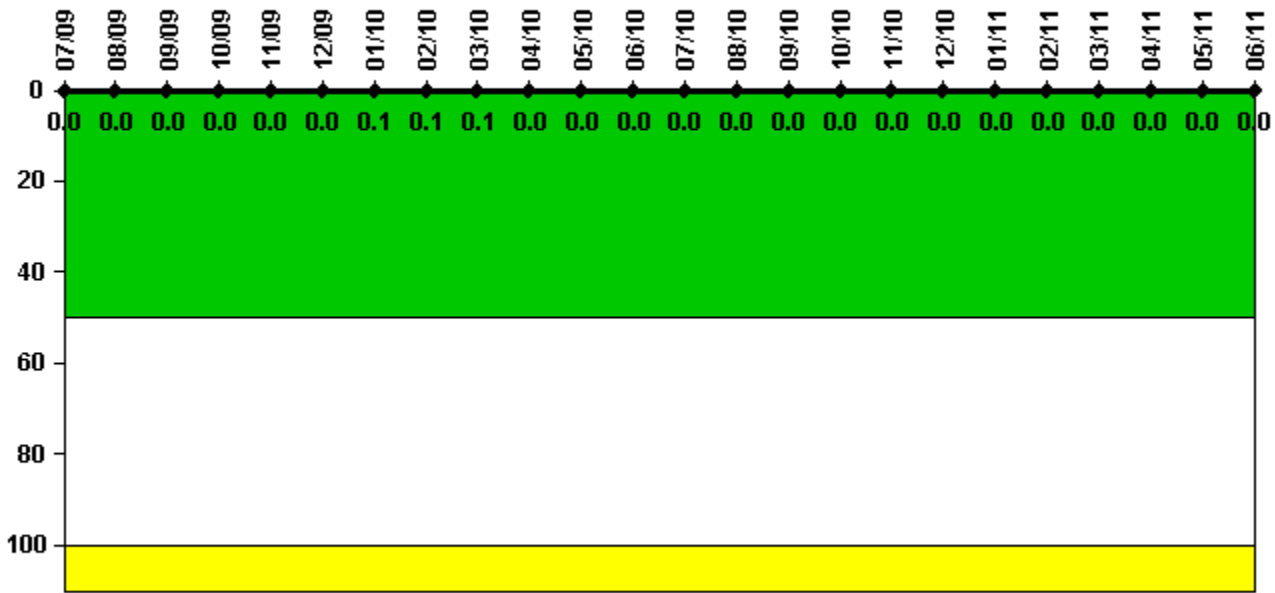
Thresholds: White > 1.00E-6 Yellow > 1.00E-5 Red > 1.00E-4

Notes

Mitigating Systems Performance Index, Cooling Water Systems	3Q/09	4Q/09	1Q/10	2Q/10	3Q/10	4Q/10	1Q/11	2Q/11
UAI (Δ CDF)	-2.00E-09	-2.00E-09	-4.23E-09	-4.22E-09	-4.22E-09	-4.22E-09	-4.22E-09	-4.22E-09
URI (Δ CDF)	3.80E-09	3.80E-09	-4.84E-09	-7.28E-09	-7.30E-09	-7.30E-09	-7.30E-09	-7.31E-09
PLE	NO	NO	NO	NO	NO	NO	NO	NO
Indicator value	1.80E-09	1.80E-09	-9.10E-09	-1.20E-08	-1.20E-08	-1.20E-08	-1.20E-08	-1.20E-08

Licensee Comments: none

Reactor Coolant System Activity




Thresholds: White > 50.0 Yellow > 100.0

Notes

Reactor Coolant System Activity	7/09	8/09	9/09	10/09	11/09	12/09	1/10	2/10	3/10	4/10	5/10	6/10
Maximum activity	0.000436	0.000356	0.000354	0.000454	0.000486	0.000461	0.000542	0.000513	0.000880	0.000150	0.000192	0.000212
Technical specification limit	3.5	3.5	3.5	3.5	3.5	3.5	1.0	1.0	1.0	1.0	1.0	1.0
Indicator value	0	0	0	0	0	0	0.1	0.1	0.1	0	0	0
Reactor Coolant System Activity	7/10	8/10	9/10	10/10	11/10	12/10	1/11	2/11	3/11	4/11	5/11	6/11
Maximum activity	0.000231	0.000220	0.000307	0.000313	0.000372	0.000279	0.000301	0.000358	0.000354	0.000305	0.000300	0.000227
Technical specification limit	1.0	1.0	1.0	1.0	1.0	1.0	1.0	1.0	1.0	1.0	1.0	1.0
Indicator value	0	0	0	0	0	0	0	0	0	0	0	0

Licensee Comments: none

Reactor Coolant System Leakage



Thresholds: White > 50.0 Yellow > 100.0

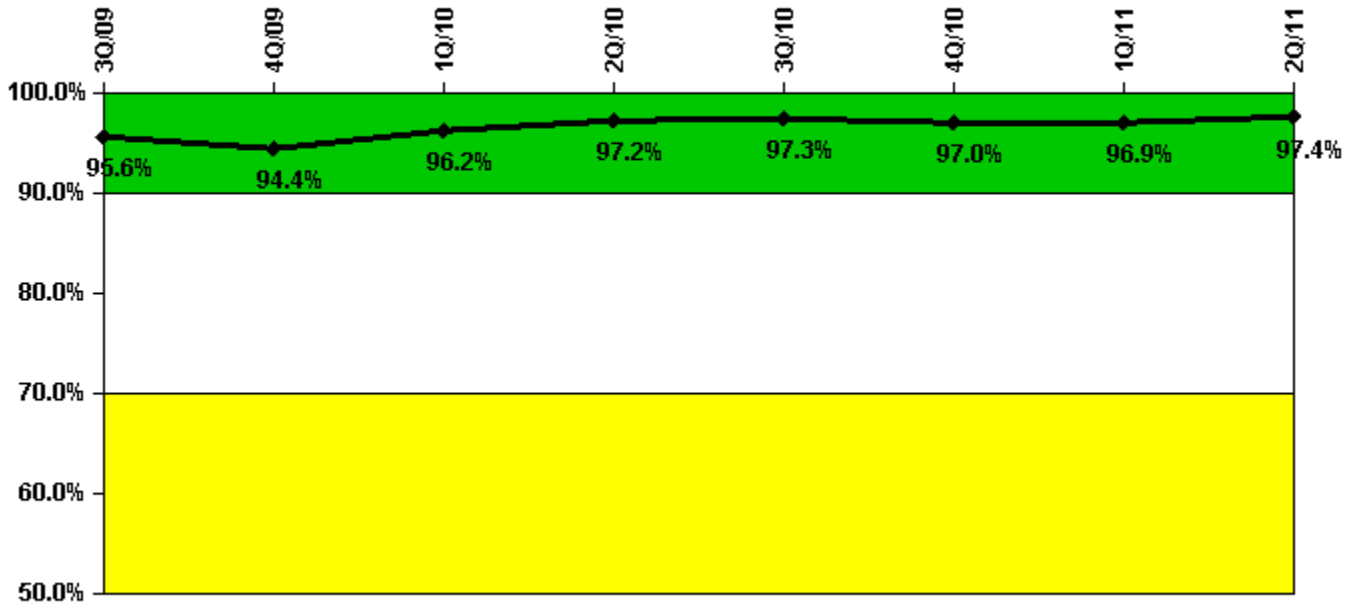
Notes

Reactor Coolant System Leakage	7/09	8/09	9/09	10/09	11/09	12/09	1/10	2/10	3/10	4/10	5/10	6/10
Maximum leakage	0.239	0.101	0.080	0.268	0.089	0.221	0.098	0.096	0.285	0.281	0.119	0.141
Technical specification limit	10.0	10.0	10.0	10.0	10.0	10.0	10.0	10.0	10.0	10.0	10.0	10.0
Indicator value	2.4	1.0	0.8	2.7	0.9	2.2	1.0	1.0	2.9	2.8	1.2	1.4
Reactor Coolant System Leakage	7/10	8/10	9/10	10/10	11/10	12/10	1/11	2/11	3/11	4/11	5/11	6/11
Maximum leakage	0.166	0.158	0.100	0.109	0.113	0.141	0.114	0.114	0.116	0.125	0.127	0.118
Technical specification limit	10.0	10.0	10.0	10.0	10.0	10.0	10.0	10.0	10.0	10.0	10.0	10.0
Indicator value	1.7	1.6	1.0	1.1	1.1	1.4	1.1	1.1	1.2	1.3	1.3	1.2

Licensee Comments:

6/11: Total Leakage is being reported in lieu of Identified Leakage.

Drill/Exercise Performance



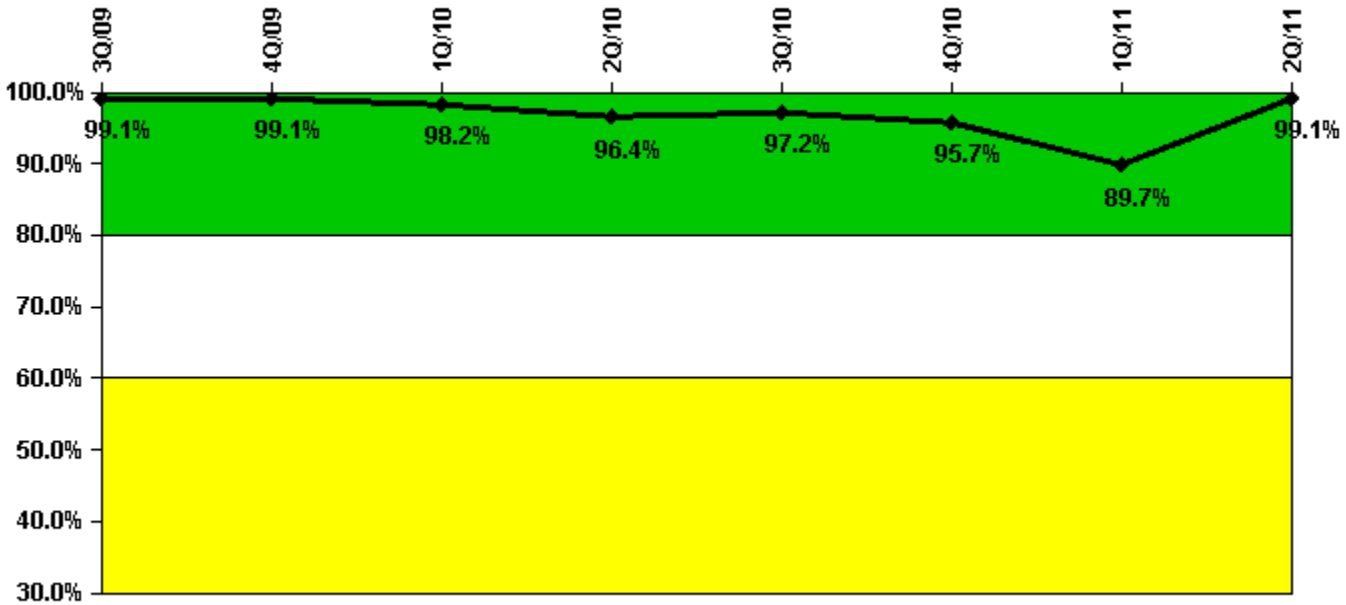
Thresholds: White < 90.0% Yellow < 70.0%

Notes

Drill/Exercise Performance	3Q/09	4Q/09	1Q/10	2Q/10	3Q/10	4Q/10	1Q/11	2Q/11
Successful opportunities	15.0	19.0	23.0	26.0	35.0	17.0	11.0	40.0
Total opportunities	15.0	22.0	23.0	26.0	35.0	18.0	11.0	41.0
Indicator value	95.6%	94.4%	96.2%	97.2%	97.3%	97.0%	96.9%	97.4%

Licensee Comments: none

ERO Drill Participation



Thresholds: White < 80.0% Yellow < 60.0%

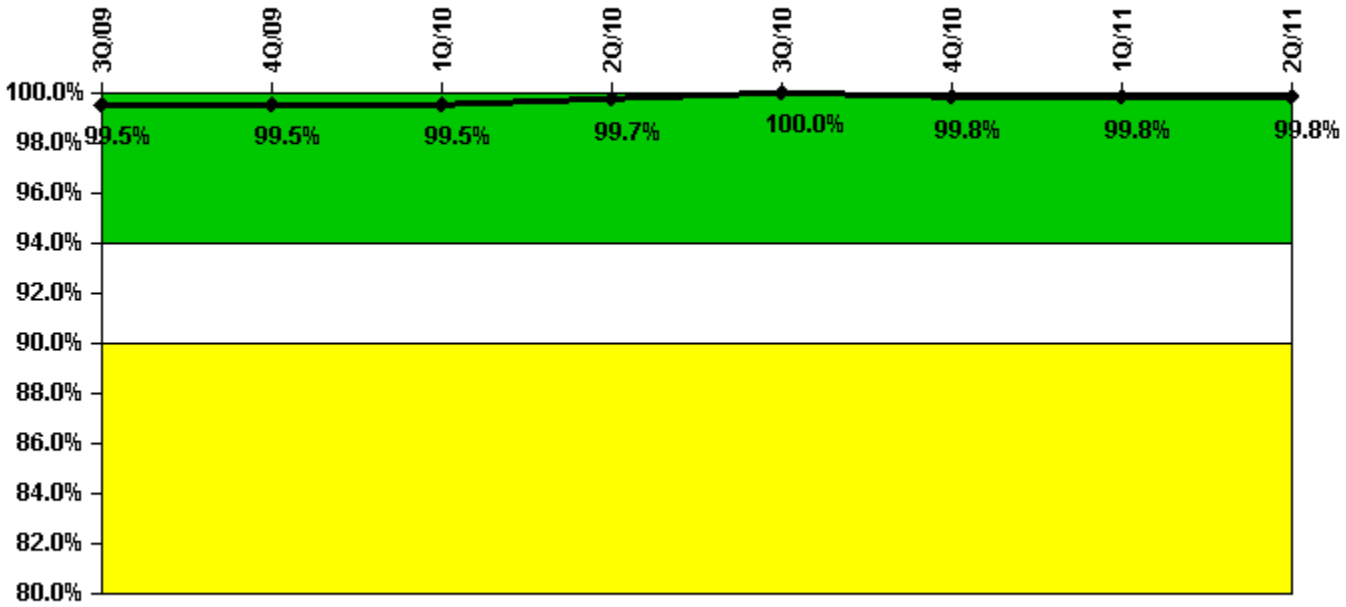
Notes

ERO Drill Participation	3Q/09	4Q/09	1Q/10	2Q/10	3Q/10	4Q/10	1Q/11	2Q/11
Participating Key personnel	111.0	112.0	112.0	106.0	106.0	110.0	105.0	114.0
Total Key personnel	112.0	113.0	114.0	110.0	109.0	115.0	117.0	115.0
Indicator value	99.1%	99.1%	98.2%	96.4%	97.2%	95.7%	89.7%	99.1%

Licensee Comments:

2Q/11: In the 2nd Quarter 2011, Emergency Planning determined that 3 historical ERO drills were not eligible to be counted as performance indicator drills. As a result, credit for historical ERO drill participation was removed for several ERO members. This resulted in data revisions to the ERO Drill Participation PI from the 3rd Quarter 2009 to the 1st Quarter 2011. These revisions did not change the ERO Drill Participation PI color for these periods.

Alert & Notification System



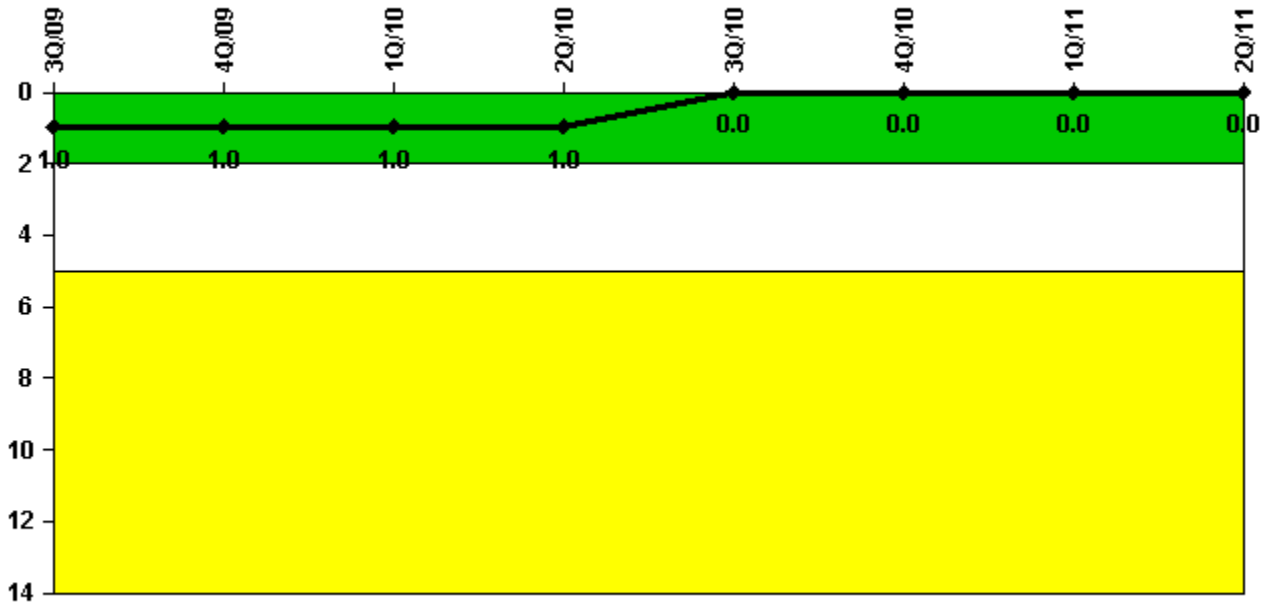
Thresholds: White < 94.0% Yellow < 90.0%

Notes

Alert & Notification System	3Q/09	4Q/09	1Q/10	2Q/10	3Q/10	4Q/10	1Q/11	2Q/11
Successful siren-tests	145	147	147	147	147	146	147	147
Total sirens-tests	147	147	147	147	147	147	147	147
Indicator value	99.5%	99.5%	99.5%	99.7%	100.0%	99.8%	99.8%	99.8%

Licensee Comments: none

Occupational Exposure Control Effectiveness



Thresholds: White > 2.0 Yellow > 5.0

Notes

Occupational Exposure Control Effectiveness	3Q/09	4Q/09	1Q/10	2Q/10	3Q/10	4Q/10	1Q/11	2Q/11
High radiation area occurrences	1	0	0	0	0	0	0	0
Very high radiation area occurrences	0	0	0	0	0	0	0	0
Unintended exposure occurrences	0	0	0	0	0	0	0	0
Indicator value	1	1	1	1	0	0	0	0

Licensee Comments: none

RETS/ODCM Radiological Effluent



Thresholds: White > 1.0 Yellow > 3.0

Notes

RETS/ODCM Radiological Effluent	3Q/09	4Q/09	1Q/10	2Q/10	3Q/10	4Q/10	1Q/11	2Q/11
RETS/ODCM occurrences	0	0	0	0	0	0	0	0
Indicator value	0	0	0	0	0	0	0	0

Licensee Comments: none

[Security](#) information not publicly available.