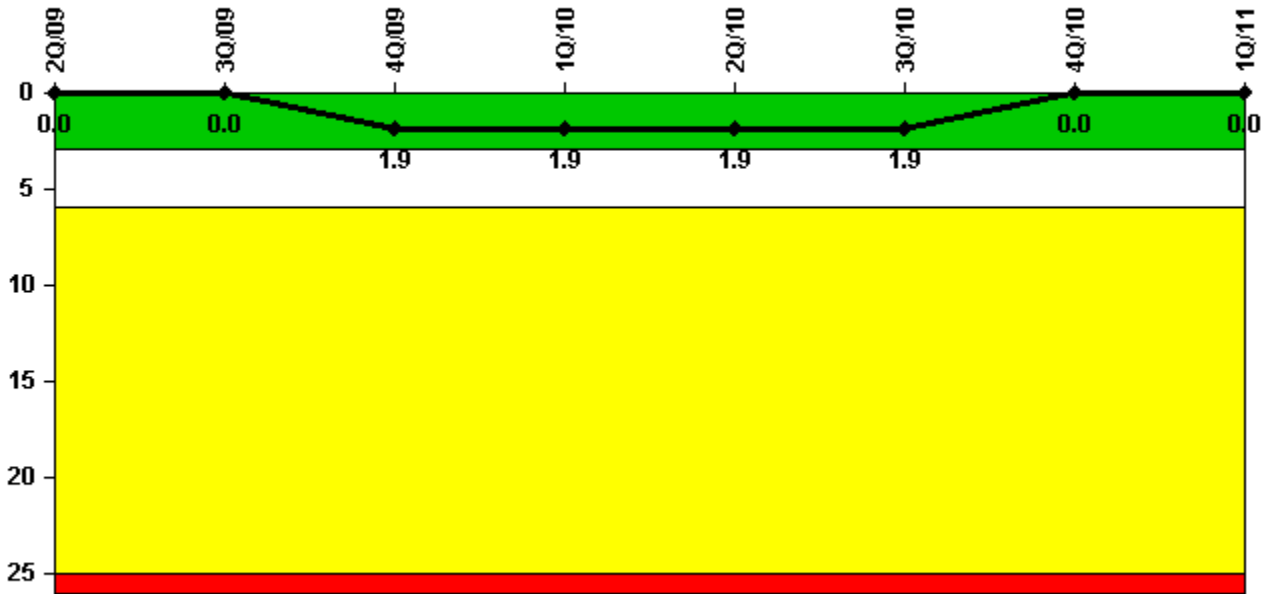


# Summer

## 1Q/2011 Performance Indicators

Licensee's General Comments: none

### Unplanned Scrams per 7000 Critical Hrs



Thresholds: White > 3.0 Yellow > 6.0 Red > 25.0

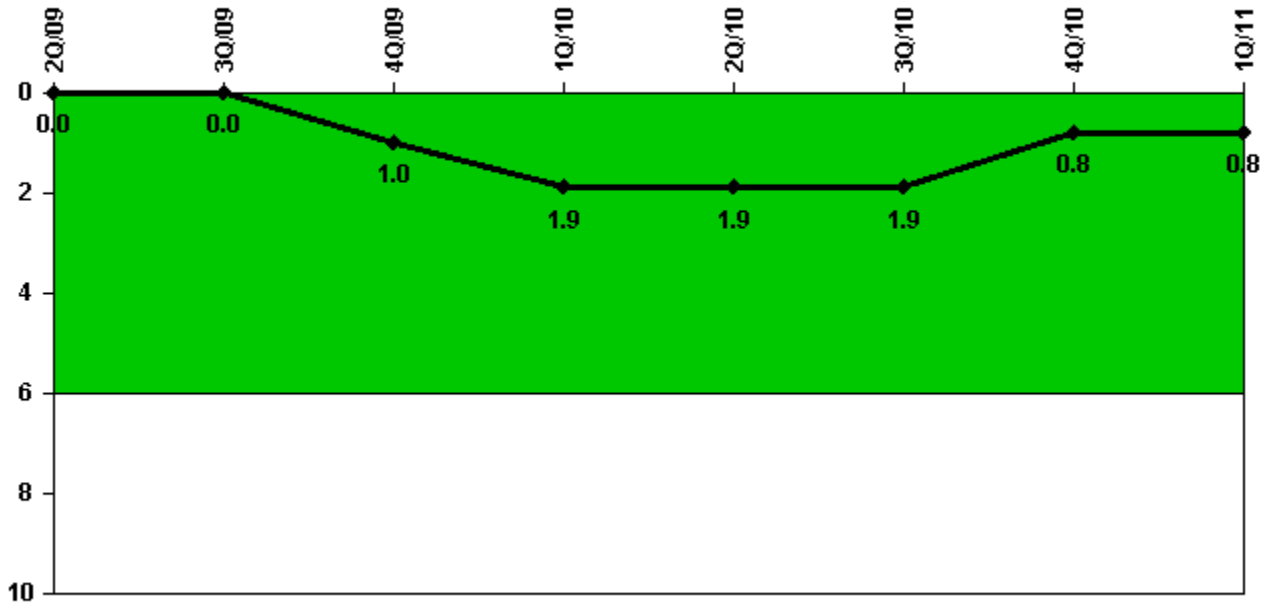
### Notes

Unplanned Scrams per 7000 Critical Hrs	2Q/09	3Q/09	4Q/09	1Q/10	2Q/10	3Q/10	4Q/10	1Q/11
Unplanned scrams	0	0	2.0	0	0	0	0	0
Critical hours	2184.0	2208.0	688.6	2159.0	2184.0	2157.5	2209.0	2118.4
Indicator value	0	0	1.9	1.9	1.9	1.9	0	0

Licensee Comments: none

---

## Unplanned Power Changes per 7000 Critical Hrs



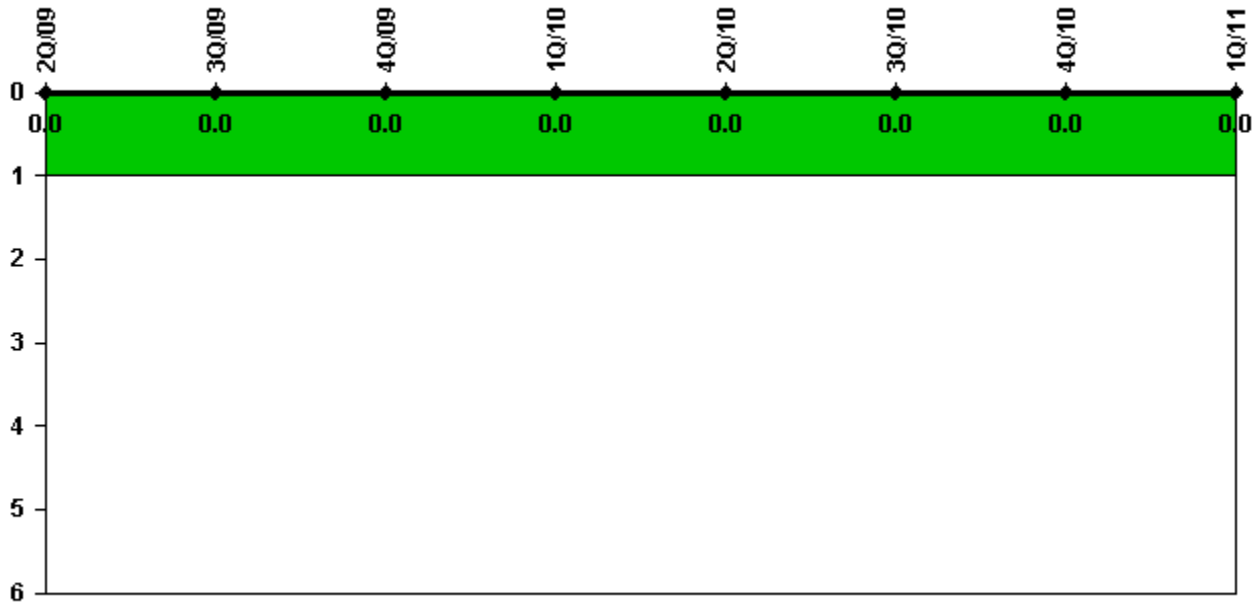
Thresholds: White > 6.0

### Notes

Unplanned Power Changes per 7000 Critical Hrs	2Q/09	3Q/09	4Q/09	1Q/10	2Q/10	3Q/10	4Q/10	1Q/11
Unplanned power changes	0	0	1.0	1.0	0	0	0	1.0
Critical hours	2184.0	2208.0	688.6	2159.0	2184.0	2157.5	2209.0	2118.4
Indicator value	0	0	1.0	1.9	1.9	1.9	0.8	0.8

Licensee Comments: none

## Unplanned Scrams with Complications



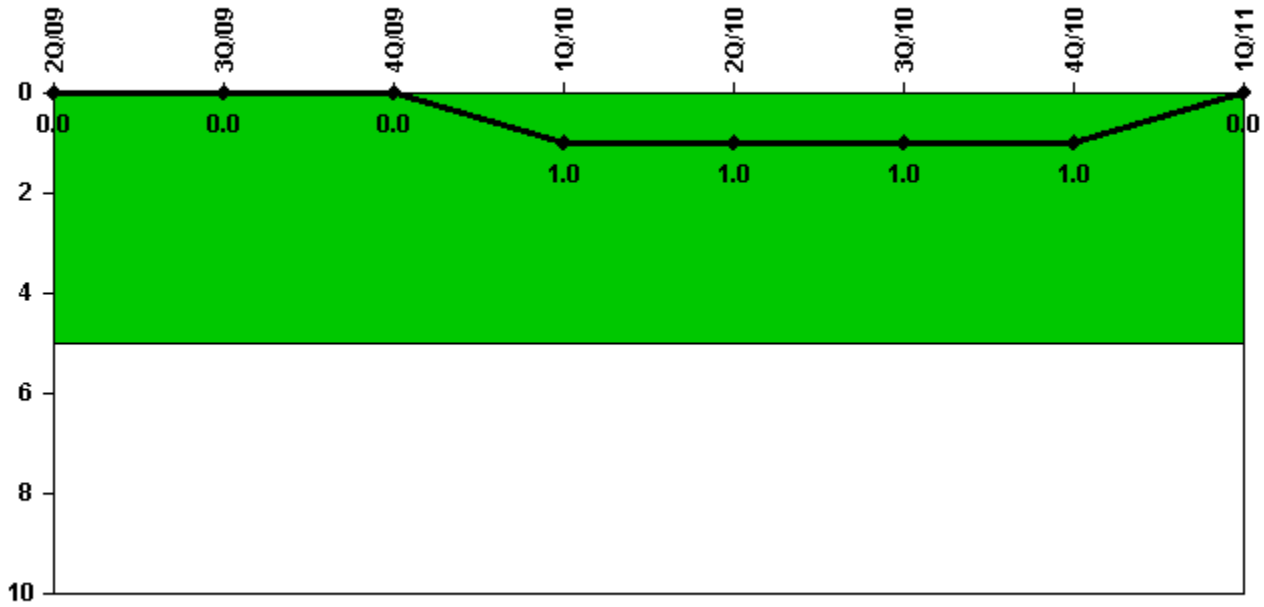
Thresholds: White > 1.0

### Notes

Unplanned Scrams with Complications	2Q/09	3Q/09	4Q/09	1Q/10	2Q/10	3Q/10	4Q/10	1Q/11
Scrams with complications	0	0	0	0	0	0	0	0
Indicator value	0.0	0.0	0.0	0.0	0.0	0.0	0.0	0.0

Licensee Comments: none

## Safety System Functional Failures (PWR)



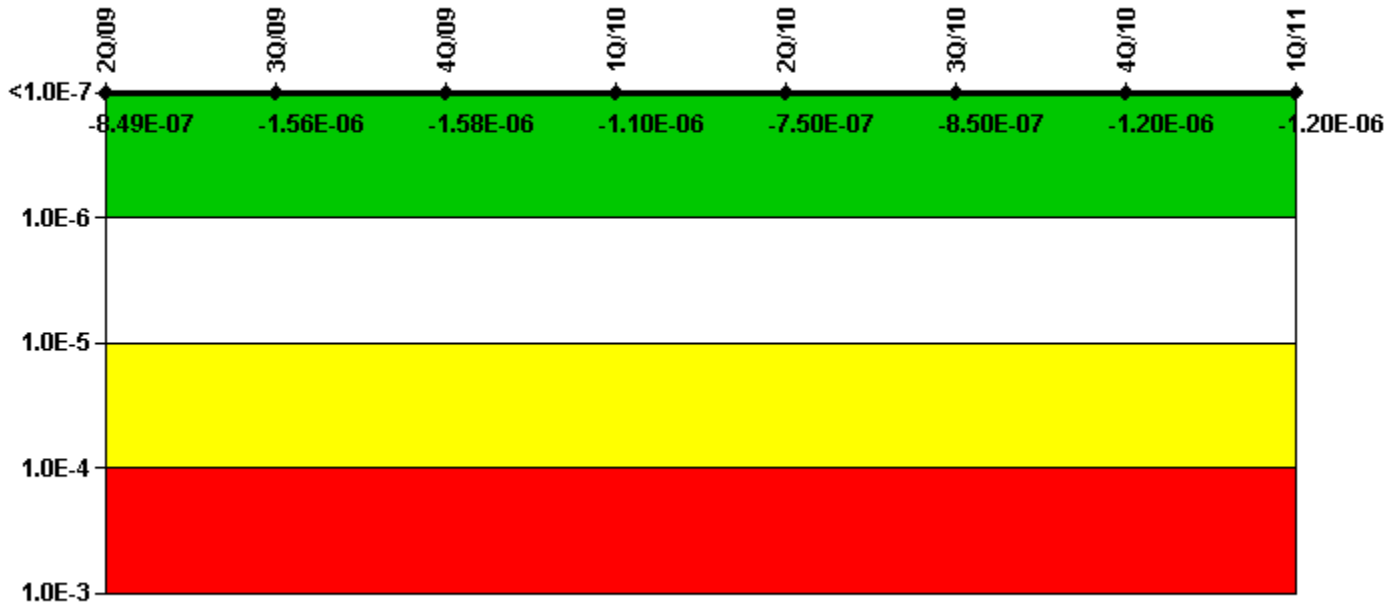
Thresholds: White > 5.0

### Notes

Safety System Functional Failures (PWR)	2Q/09	3Q/09	4Q/09	1Q/10	2Q/10	3Q/10	4Q/10	1Q/11
Safety System Functional Failures	0	0	0	1	0	0	0	0
Indicator value	0	0	0	1	1	1	1	0

Licensee Comments: none

# Mitigating Systems Performance Index, Emergency AC Power System



Thresholds: White > 1.00E-6 Yellow > 1.00E-5 Red > 1.00E-4


## Notes

Mitigating Systems Performance Index, Emergency AC Power System	2Q/09	3Q/09	4Q/09	1Q/10	2Q/10	3Q/10	4Q/10	1Q/11
UAI ( $\Delta$ CDF)	9.10E-08	4.50E-08	2.00E-08	-3.97E-08	3.57E-07	2.62E-07	-1.33E-07	-1.33E-07
URI ( $\Delta$ CDF)	-9.40E-07	-1.60E-06	-1.60E-06	-1.11E-06	-1.11E-06	-1.11E-06	-1.11E-06	-1.11E-06
PLE	NO	NO	NO	NO	NO	NO	NO	NO
Indicator value	-8.49E-07	-1.56E-06	-1.58E-06	-1.10E-06	-7.50E-07	-8.50E-07	-1.20E-06	-1.20E-06

Licensee Comments:

1Q/11: Risk Cap Invoked. Changed PRA parameters, to take affect 4/1/2011, to credit the Alternate AC (AAC) power supply for restoring high pressure injection in time to mitigate an RCP seal LOCA brought on by a loss of offsite power and it updates the loss of offsite power initiating event frequency and recovery curve.

# Mitigating Systems Performance Index, High Pressure Injection System



Thresholds: White > 1.00E-6 Yellow > 1.00E-5 Red > 1.00E-4

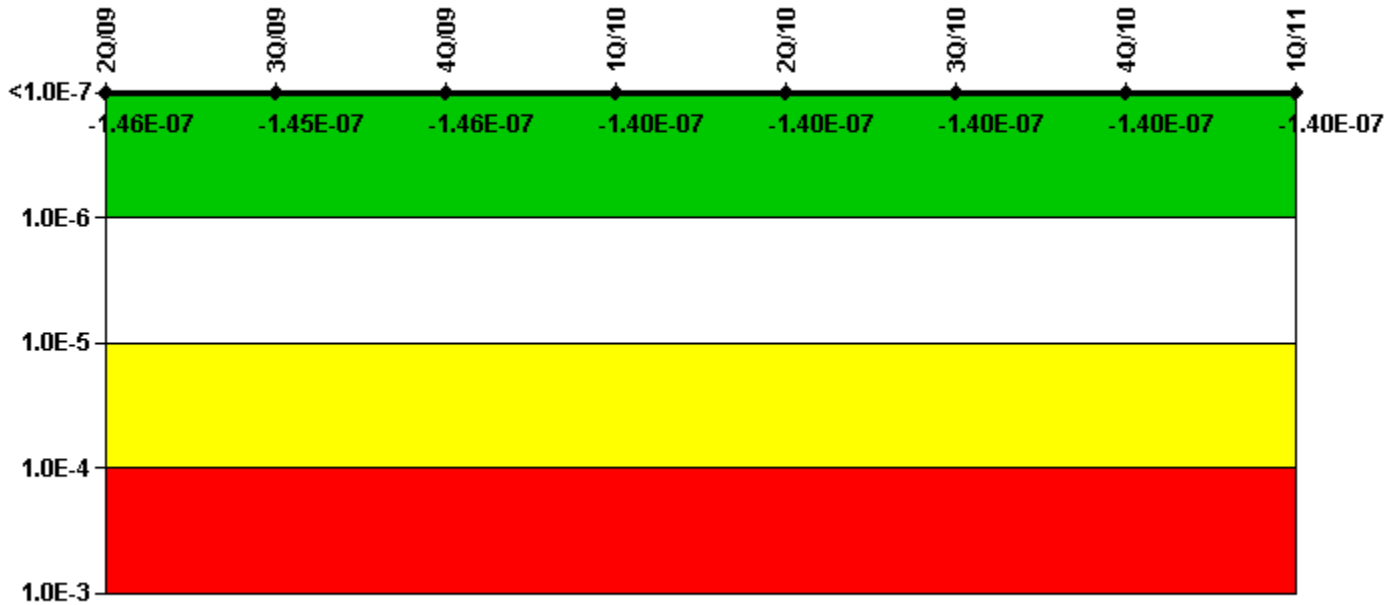
## Notes

Mitigating Systems Performance Index, High Pressure Injection System	2Q/09	3Q/09	4Q/09	1Q/10	2Q/10	3Q/10	4Q/10	1Q/11
UAI ( $\Delta$ CDF)	-1.70E-07	-1.70E-07	-1.70E-07	-1.66E-07	-1.66E-07	-1.66E-07	-1.66E-07	-1.66E-07
URI ( $\Delta$ CDF)	-2.50E-07	-2.50E-07	-2.50E-07	-2.54E-07	-2.54E-07	-2.54E-07	-2.55E-07	-2.55E-07
PLE	NO	NO	NO	NO	NO	NO	NO	NO
Indicator value	-4.20E-07	-4.20E-07	-4.20E-07	-4.20E-07	-4.20E-07	-4.20E-07	-4.20E-07	-4.20E-07

Licensee Comments:

1Q/11: Changed PRA parameters, to take affect 4/1/2011, to credit the Alternate AC (AAC) power supply for restoring high pressure injection in time to mitigate an RCP seal LOCA brought on by a loss of offsite power and it updates the loss of offsite power initiating event frequency and recovery curve.

# Mitigating Systems Performance Index, Heat Removal System



Thresholds: White > 1.00E-6 Yellow > 1.00E-5 Red > 1.00E-4

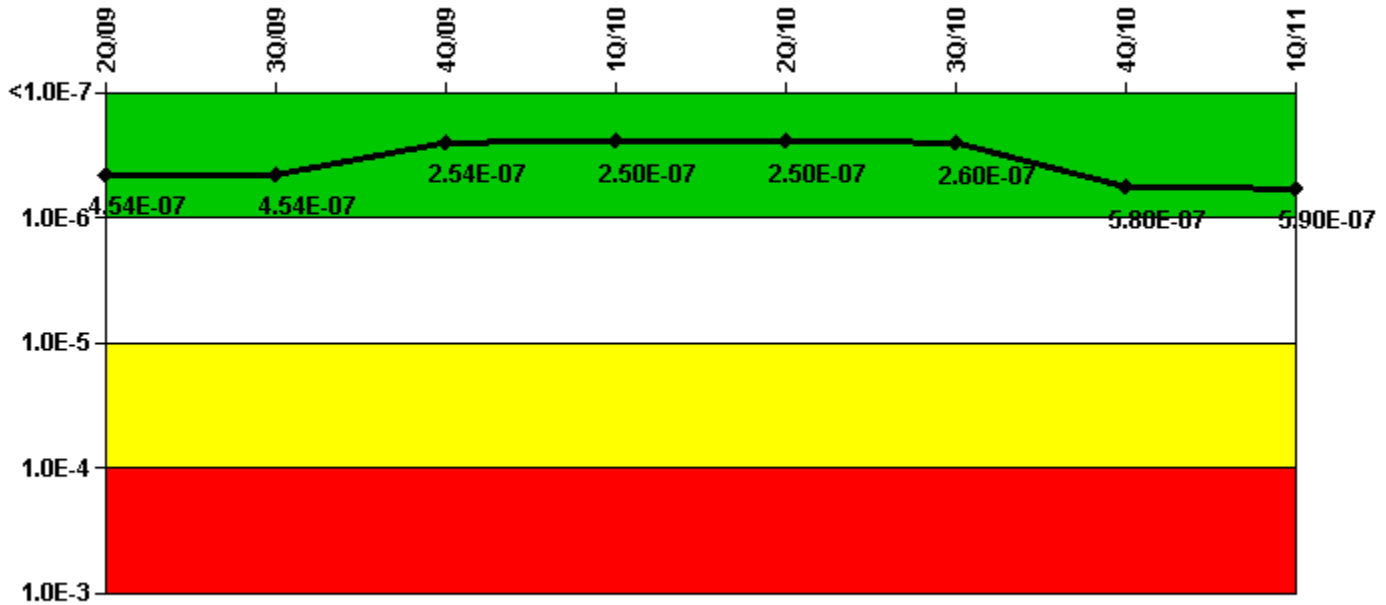
## Notes

Mitigating Systems Performance Index, Heat Removal System	2Q/09	3Q/09	4Q/09	1Q/10	2Q/10	3Q/10	4Q/10	1Q/11
UAI ( $\Delta$ CDF)	-2.60E-08	-2.50E-08	-2.60E-08	-2.63E-08	-2.50E-08	-2.50E-08	-2.52E-08	-2.52E-08
URI ( $\Delta$ CDF)	-1.20E-07	-1.20E-07	-1.20E-07	-1.18E-07	-1.18E-07	-1.18E-07	-1.18E-07	-1.18E-07
PLE	NO	NO	NO	NO	NO	NO	NO	NO
Indicator value	-1.46E-07	-1.45E-07	-1.46E-07	-1.40E-07	-1.40E-07	-1.40E-07	-1.40E-07	-1.40E-07

Licensee Comments:

1Q/11: Changed PRA parameters, to take affect 4/1/2011, to credit the Alternate AC (AAC) power supply for restoring high pressure injection in time to mitigate an RCP seal LOCA brought on by a loss of offsite power and it updates the loss of offsite power initiating event frequency and recovery curve.

# Mitigating Systems Performance Index, Residual Heat Removal System



Thresholds: White > 1.00E-6 Yellow > 1.00E-5 Red > 1.00E-4

## Notes


Mitigating Systems Performance Index, Residual Heat Removal System	2Q/09	3Q/09	4Q/09	1Q/10	2Q/10	3Q/10	4Q/10	1Q/11
UAI ( $\Delta$ CDF)	-1.60E-08	-1.60E-08	-1.60E-08	-1.60E-08	-1.56E-08	-9.51E-09	1.13E-09	1.02E-08
URI ( $\Delta$ CDF)	4.70E-07	4.70E-07	2.70E-07	2.70E-07	2.70E-07	2.70E-07	5.76E-07	5.76E-07
PLE	NO	NO	NO	NO	NO	NO	NO	NO
Indicator value	4.54E-07	4.54E-07	2.54E-07	2.50E-07	2.50E-07	2.60E-07	5.80E-07	5.90E-07

Licensee Comments:

1Q/11: Changed PRA parameters, to take affect 4/1/2011, to credit the Alternate AC (AAC) power supply for restoring high pressure injection in time to mitigate an RCP seal LOCA brought on by a loss of offsite power and it updates the loss of offsite power initiating event frequency and recovery curve



# Mitigating Systems Performance Index, Cooling Water Systems



Thresholds: White > 1.00E-6 Yellow > 1.00E-5 Red > 1.00E-4

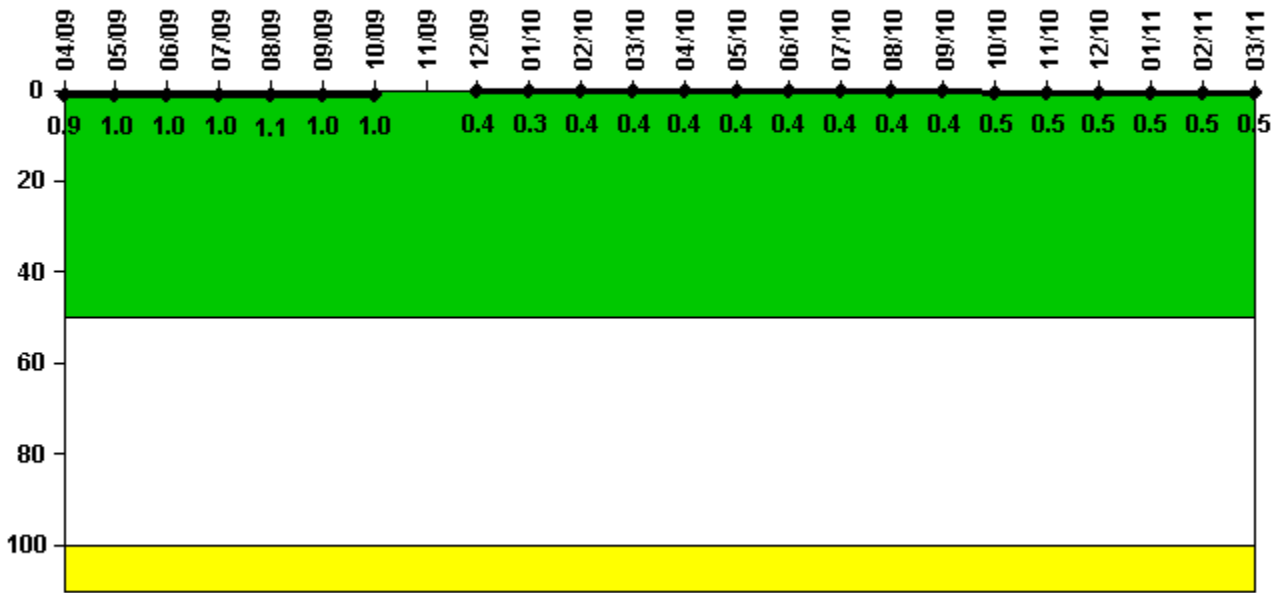
## Notes

Mitigating Systems Performance Index, Cooling Water Systems	2Q/09	3Q/09	4Q/09	1Q/10	2Q/10	3Q/10	4Q/10	1Q/11
UAI ( $\Delta$ CDF)	-3.00E-08	-3.00E-08	-3.00E-08	-3.00E-08	-3.00E-08	-3.00E-08	-3.00E-08	-3.00E-08
URI ( $\Delta$ CDF)	-2.50E-07	-2.50E-07	-2.50E-07	-2.48E-07	-2.48E-07	-2.48E-07	-2.49E-07	-2.49E-07
PLE	NO	NO	NO	NO	NO	NO	NO	NO
Indicator value	-2.80E-07	-2.80E-07	-2.80E-07	-2.80E-07	-2.80E-07	-2.80E-07	-2.80E-07	-2.80E-07

Licensee Comments:

1Q/11: Changed PRA parameters, to take affect 4/1/2011, to credit the Alternate AC (AAC) power supply for restoring high pressure injection in time to mitigate an RCP seal LOCA brought on by a loss of offsite power and it updates the loss of offsite power initiating event frequency and recovery curve

# Reactor Coolant System Activity



Thresholds: White > 50.0 Yellow > 100.0

## Notes


Reactor Coolant System Activity	4/09	5/09	6/09	7/09	8/09	9/09	10/09	11/09	12/09	1/10	2/10	3/10
Maximum activity	0.000548	0.000565	0.000571	0.000585	0.000627	0.000615	0.000598	N/A	0.000221	0.000203	0.000208	0.000214
Technical specification limit	0.1	0.1	0.1	0.1	0.1	0.1	0.1	0.1	0.1	0.1	0.1	0.1
Indicator value	0.9	1.0	1.0	1.0	1.1	1.0	1.0	N/A	0.4	0.3	0.4	0.4

Reactor Coolant System Activity	4/10	5/10	6/10	7/10	8/10	9/10	10/10	11/10	12/10	1/11	2/11	3/11
Maximum activity	0.000228	0.000235	0.000253	0.000256	0.000248	0.000263	0.000270	0.000271	0.000291	0.000300	0.000322	0.000309
Technical specification limit	0.1	0.1	0.1	0.1	0.1	0.1	0.1	0.1	0.1	0.1	0.1	0.1
Indicator value	0.4	0.4	0.4	0.4	0.4	0.4	0.5	0.5	0.5	0.5	0.5	0.5

Licensee Comments: none

## Reactor Coolant System Leakage



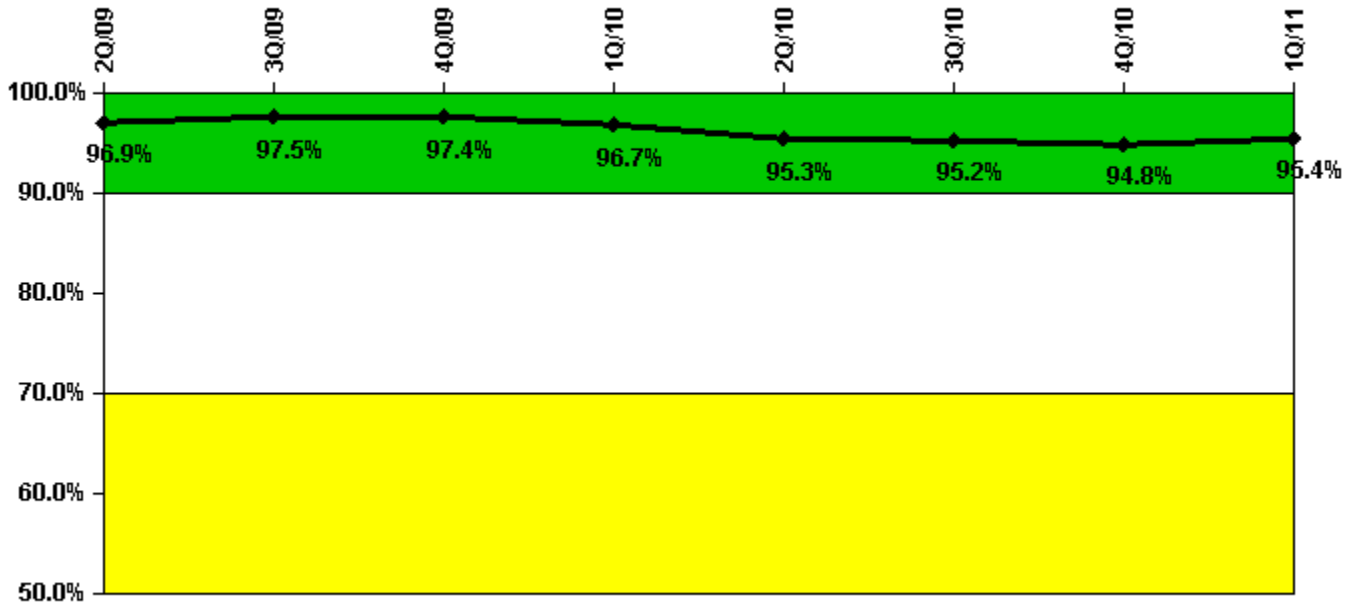
Thresholds: White > 50.0 Yellow > 100.0

### Notes

<b>Reactor Coolant System Leakage</b>	<b>4/09</b>	<b>5/09</b>	<b>6/09</b>	<b>7/09</b>	<b>8/09</b>	<b>9/09</b>	<b>10/09</b>	<b>11/09</b>	<b>12/09</b>	<b>1/10</b>	<b>2/10</b>	<b>3/10</b>
Maximum leakage	0.140	0.140	0.130	0.140	0.130	0.140	0.200	N/A	0.250	0.210	0.220	0.220
Technical specification limit	10.0	10.0	10.0	10.0	10.0	10.0	10.0	10.0	10.0	10.0	10.0	10.0
Indicator value	1.4	1.4	1.3	1.4	1.3	1.4	2.0	N/A	2.5	2.1	2.2	2.2
<b>Reactor Coolant System Leakage</b>	<b>4/10</b>	<b>5/10</b>	<b>6/10</b>	<b>7/10</b>	<b>8/10</b>	<b>9/10</b>	<b>10/10</b>	<b>11/10</b>	<b>12/10</b>	<b>1/11</b>	<b>2/11</b>	<b>3/11</b>
Maximum leakage	0.220	0.230	0.240	0.260	0.230	0.280	0.290	0.290	0.310	0.420	0.560	0.650
Technical specification limit	10.0	10.0	10.0	10.0	10.0	10.0	10.0	10.0	10.0	10.0	10.0	10.0
Indicator value	2.2	2.3	2.4	2.6	2.3	2.8	2.9	2.9	3.1	4.2	5.6	6.5

Licensee Comments: none

## Drill/Exercise Performance



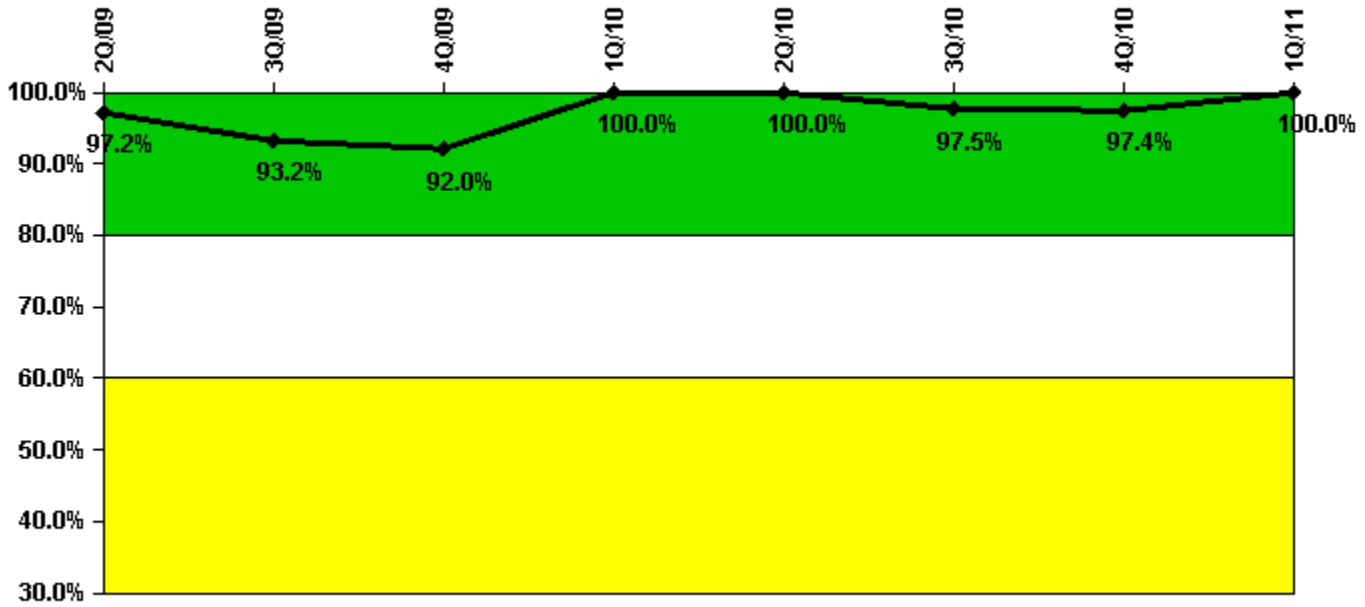
Thresholds: White < 90.0% Yellow < 70.0%

### Notes

Drill/Exercise Performance	2Q/09	3Q/09	4Q/09	1Q/10	2Q/10	3Q/10	4Q/10	1Q/11
Successful opportunities	24.0	31.0	2.0	38.0	15.0	2.0	23.0	10.0
Total opportunities	24.0	32.0	2.0	40.0	18.0	2.0	24.0	10.0
Indicator value	96.9%	97.5%	97.4%	96.7%	95.3%	95.2%	94.8%	95.4%

Licensee Comments: none

## ERO Drill Participation



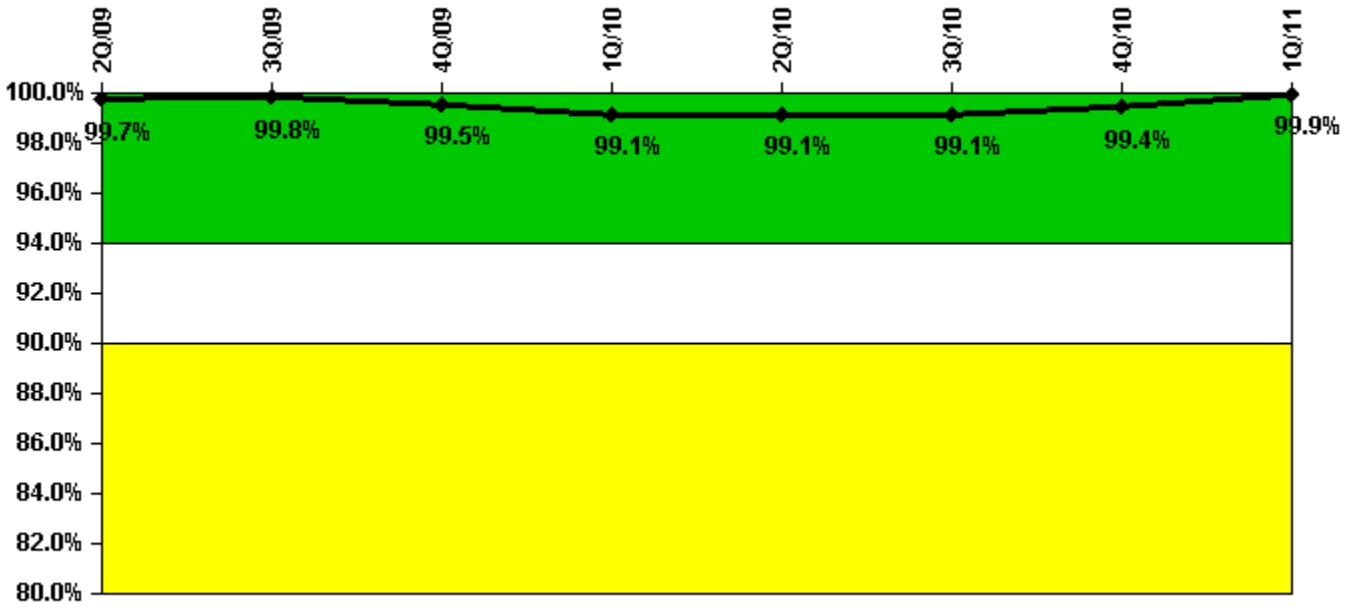
Thresholds: White < 80.0% Yellow < 60.0%

### Notes

ERO Drill Participation	2Q/09	3Q/09	4Q/09	1Q/10	2Q/10	3Q/10	4Q/10	1Q/11
Participating Key personnel	69.0	69.0	69.0	71.0	69.0	78.0	76.0	78.0
Total Key personnel	71.0	74.0	75.0	71.0	69.0	80.0	78.0	78.0
Indicator value	97.2%	93.2%	92.0%	100.0%	100.0%	97.5%	97.4%	100.0%

Licensee Comments: none

# Alert & Notification System



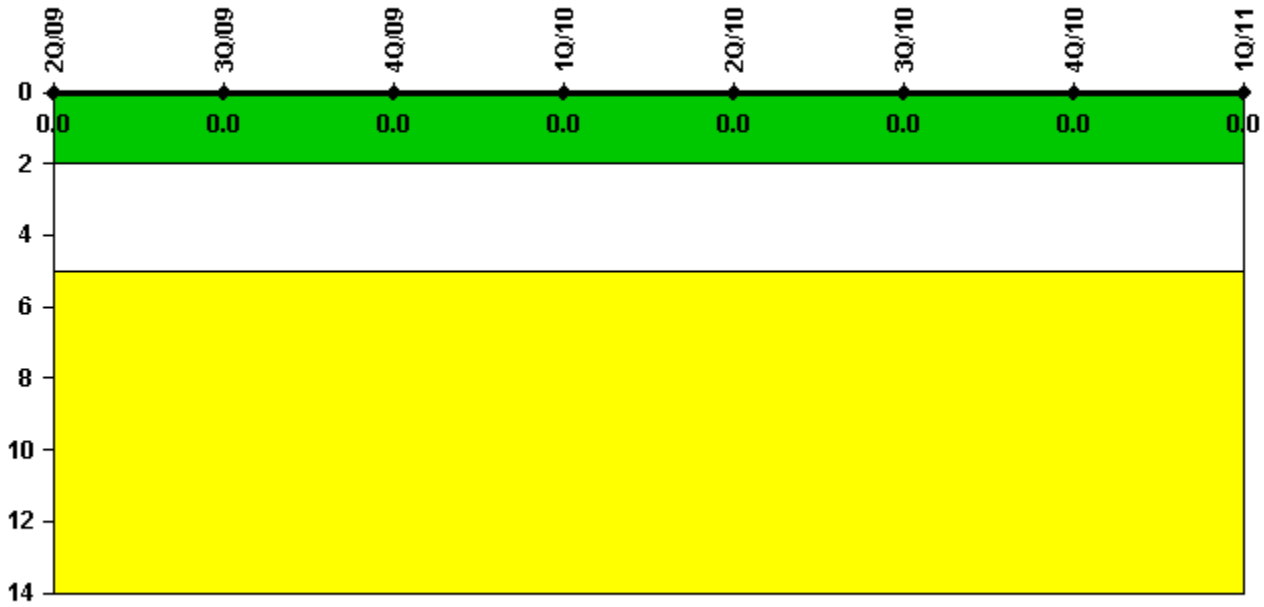
Thresholds: White < 94.0% Yellow < 90.0%

## Notes

Alert & Notification System	2Q/09	3Q/09	4Q/09	1Q/10	2Q/10	3Q/10	4Q/10	1Q/11
Successful siren-tests	742	847	729	833	742	846	636	847
Total sirens-tests	742	848	742	848	742	848	636	848
Indicator value	99.7%	99.8%	99.5%	99.1%	99.1%	99.1%	99.4%	99.9%

Licensee Comments: none

# Occupational Exposure Control Effectiveness



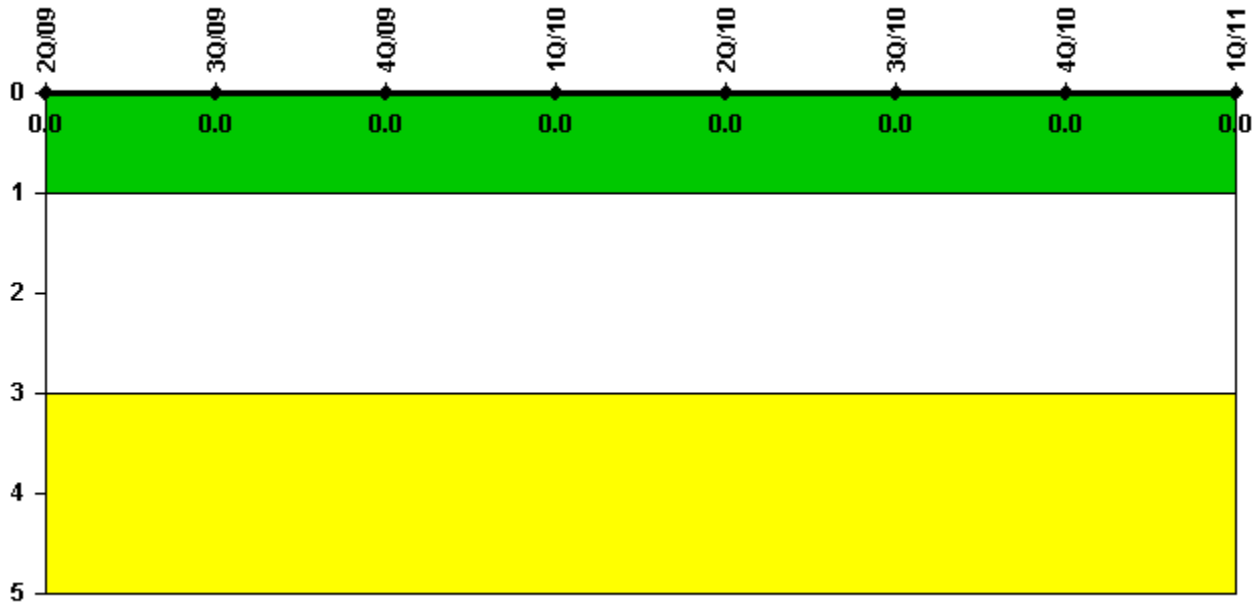
Thresholds: White > 2.0 Yellow > 5.0

## Notes

Occupational Exposure Control Effectiveness	2Q/09	3Q/09	4Q/09	1Q/10	2Q/10	3Q/10	4Q/10	1Q/11
High radiation area occurrences	0	0	0	0	0	0	0	0
Very high radiation area occurrences	0	0	0	0	0	0	0	0
Unintended exposure occurrences	0	0	0	0	0	0	0	0
<b>Indicator value</b>	<b>0</b>	<b>0</b>	<b>0</b>	<b>0</b>	<b>0</b>	<b>0</b>	<b>0</b>	<b>0</b>

Licensee Comments: none

# RETS/ODCM Radiological Effluent



Thresholds: White > 1.0 Yellow > 3.0

## Notes

RETS/ODCM Radiological Effluent	2Q/09	3Q/09	4Q/09	1Q/10	2Q/10	3Q/10	4Q/10	1Q/11
RETS/ODCM occurrences	0	0	0	0	0	0	0	0
Indicator value	0	0	0	0	0	0	0	0

Licensee Comments: none

[Security](#) information not publicly available.