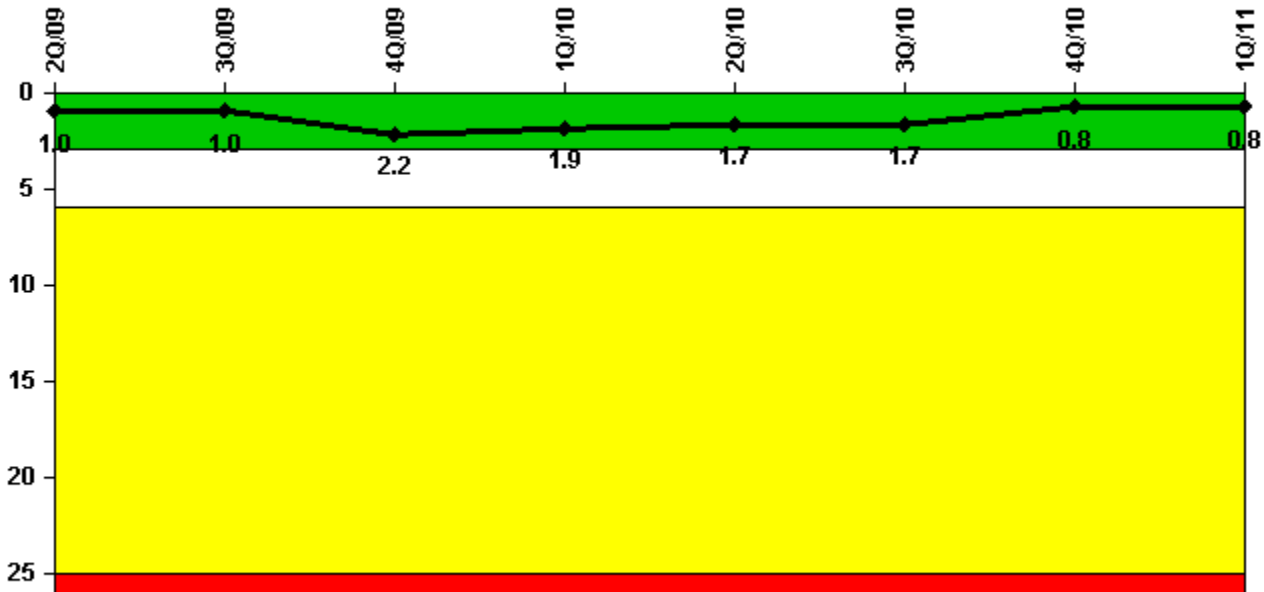


# Perry 1

## 1Q/2011 Performance Indicators

Licensee's General Comments: none

### Unplanned Scrams per 7000 Critical Hrs



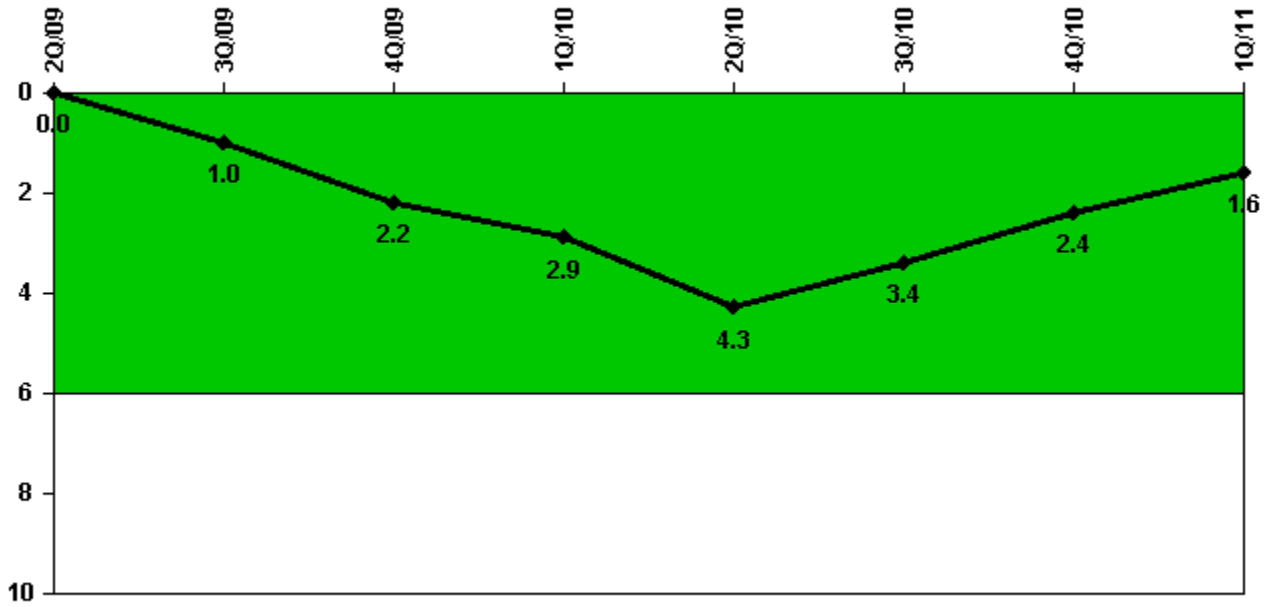
Thresholds: White > 3.0 Yellow > 6.0 Red > 25.0

### Notes

Unplanned Scrams per 7000 Critical Hrs	2Q/09	3Q/09	4Q/09	1Q/10	2Q/10	3Q/10	4Q/10	1Q/11
Unplanned scrams	1.0	0	1.0	0	1.0	0	0	0
Critical hours	1134.7	2208.0	1801.9	2159.0	2049.3	2208.0	2209.0	2159.0
Indicator value	1.0	1.0	2.2	1.9	1.7	1.7	0.8	0.8

Licensee Comments: none

## Unplanned Power Changes per 7000 Critical Hrs



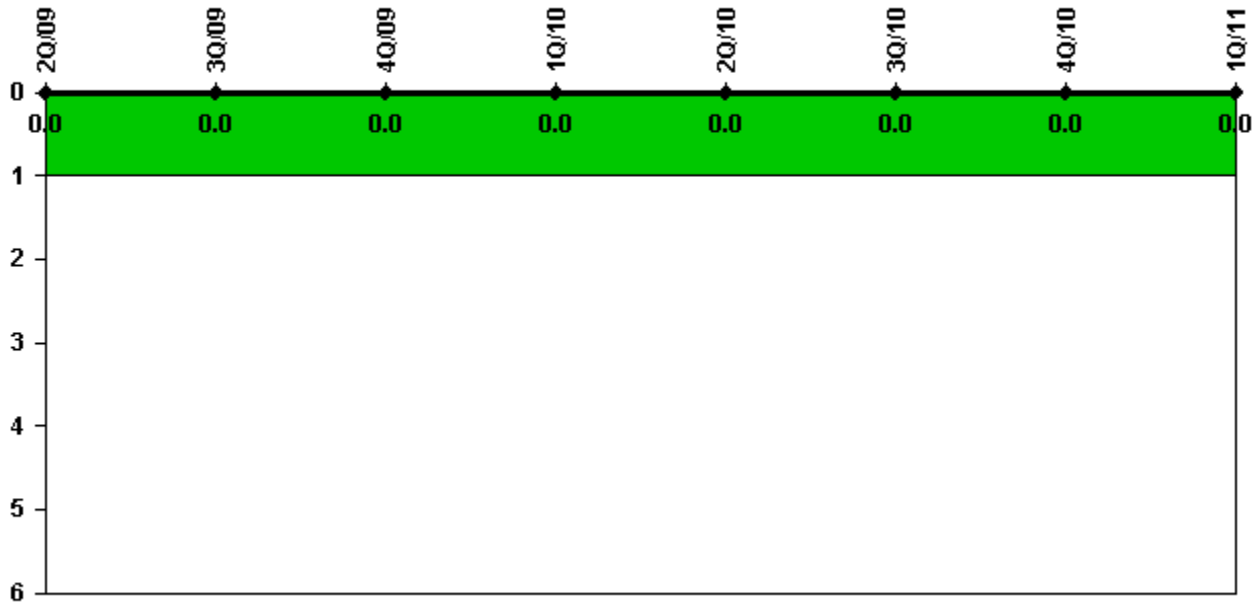
Thresholds: White > 6.0

### Notes

Unplanned Power Changes per 7000 Critical Hrs	2Q/09	3Q/09	4Q/09	1Q/10	2Q/10	3Q/10	4Q/10	1Q/11
Unplanned power changes	0	1.0	1.0	1.0	2.0	0	0	0
Critical hours	1134.7	2208.0	1801.9	2159.0	2049.3	2208.0	2209.0	2159.0
Indicator value	0	1.0	2.2	2.9	4.3	3.4	2.4	1.6

Licensee Comments: none

# Unplanned Scrams with Complications



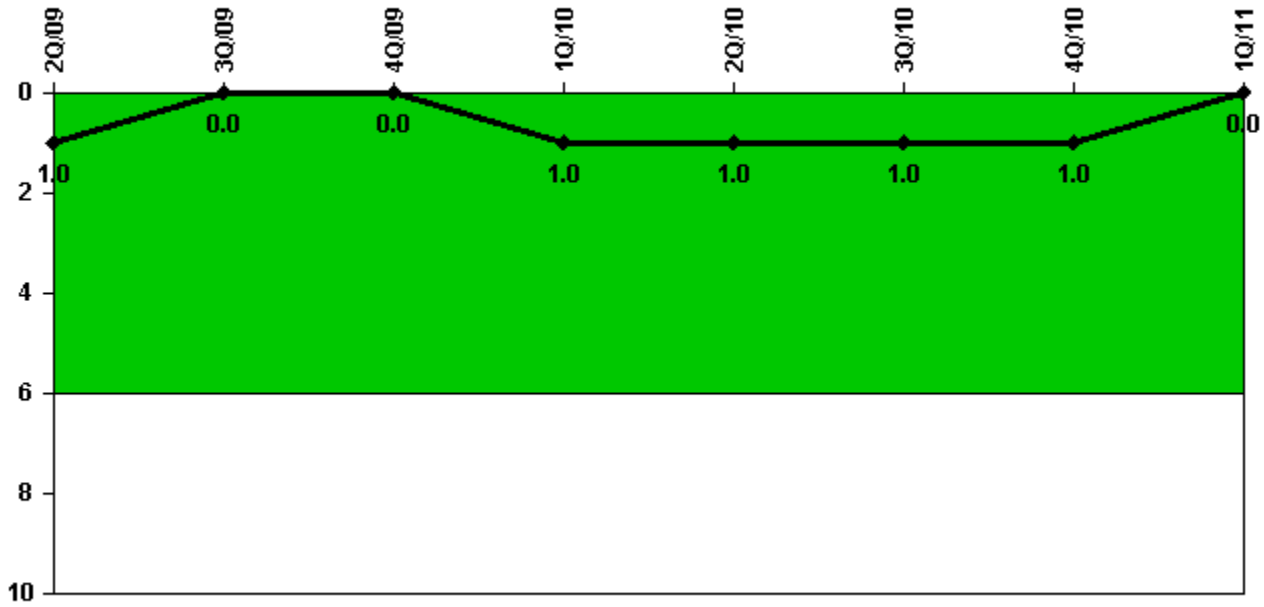
Thresholds: White > 1.0

## Notes

Unplanned Scrams with Complications	2Q/09	3Q/09	4Q/09	1Q/10	2Q/10	3Q/10	4Q/10	1Q/11
Scrams with complications	0	0	0	0	0	0	0	0
Indicator value	0.0	0.0	0.0	0.0	0.0	0.0	0.0	0.0

Licensee Comments: none

## Safety System Functional Failures (BWR)



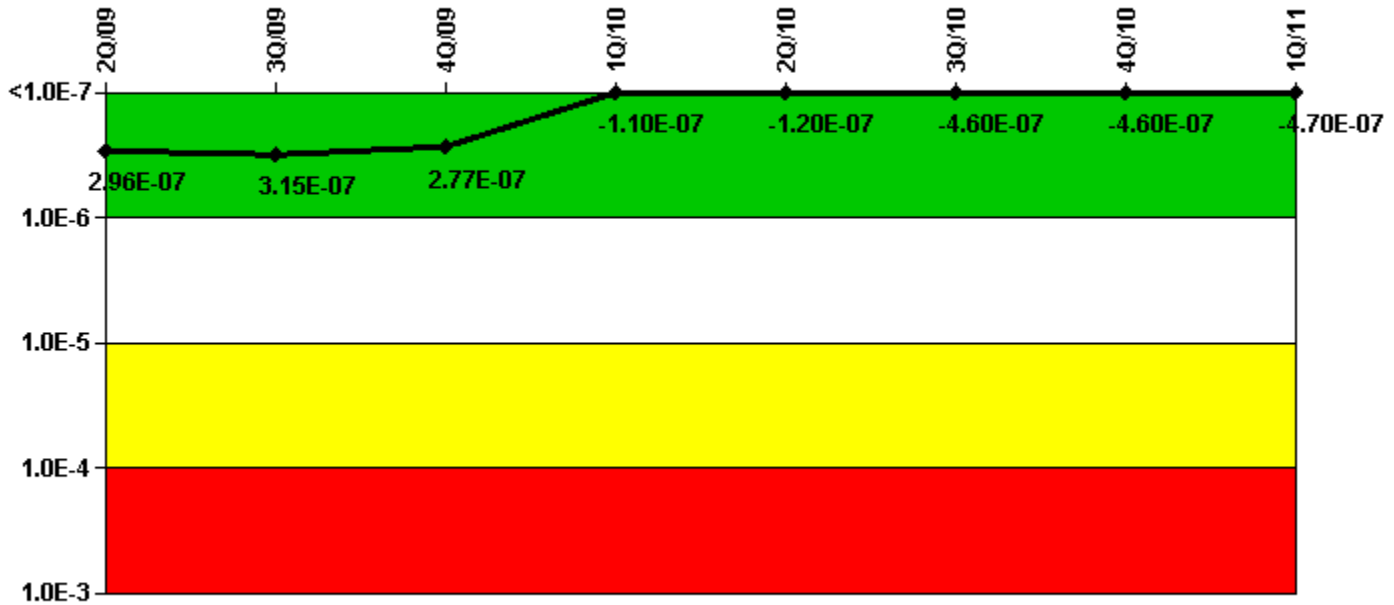
Thresholds: White > 6.0

### Notes

Safety System Functional Failures (BWR)	2Q/09	3Q/09	4Q/09	1Q/10	2Q/10	3Q/10	4Q/10	1Q/11
Safety System Functional Failures	0	0	0	1	0	0	0	0
Indicator value	1	0	0	1	1	1	1	0

Licensee Comments: none

# Mitigating Systems Performance Index, Emergency AC Power System



Thresholds: White > 1.00E-6 Yellow > 1.00E-5 Red > 1.00E-4


## Notes

Mitigating Systems Performance Index, Emergency AC Power System	2Q/09	3Q/09	4Q/09	1Q/10	2Q/10	3Q/10	4Q/10	1Q/11
UAI ( $\Delta$ CDF)	1.60E-08	3.50E-08	-2.90E-09	1.06E-07	1.01E-07	7.68E-08	8.43E-08	6.67E-08
URI ( $\Delta$ CDF)	2.80E-07	2.80E-07	2.80E-07	-2.16E-07	-2.16E-07	-5.41E-07	-5.41E-07	-5.41E-07
PLE	NO	NO	NO	NO	NO	NO	NO	NO
Indicator value	2.96E-07	3.15E-07	2.77E-07	-1.10E-07	-1.20E-07	-4.60E-07	-4.60E-07	-4.70E-07

Licensee Comments:

1Q/11: Changed PRA Parameter(s). When using the What-If Mode to evaluate impact of new PRA parameters, an error occurred in CDE when saving Emergency AC Power Common Cause Adjustment Factors (CCF) - the parameters were inappropriately applied to the Production Mode. This caused the System-Generated PI Comment to be created. The CCFs in Production mode were returned to the correct values.

# Mitigating Systems Performance Index, High Pressure Injection System



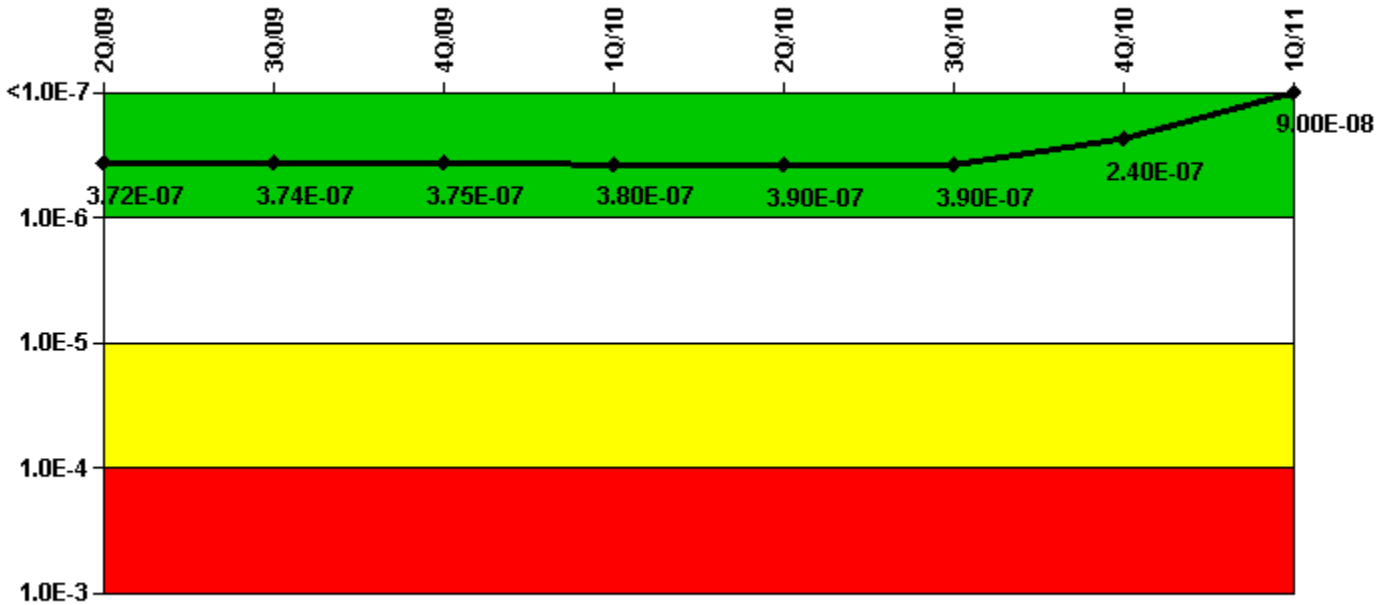
Thresholds: White > 1.00E-6 Yellow > 1.00E-5 Red > 1.00E-4

## Notes

Mitigating Systems Performance Index, High Pressure Injection System	2Q/09	3Q/09	4Q/09	1Q/10	2Q/10	3Q/10	4Q/10	1Q/11
UAI ( $\Delta$ CDF)	3.50E-10	3.50E-10	4.10E-10	4.10E-10	2.26E-10	3.18E-08	3.20E-08	3.27E-08
URI ( $\Delta$ CDF)	-5.70E-08	-5.70E-08	-5.70E-08	-5.69E-08	-5.69E-08	-5.69E-08	-5.57E-08	-5.57E-08
PLE	NO	NO	NO	NO	NO	NO	NO	NO
Indicator value	-5.67E-08	-5.67E-08	-5.66E-08	-5.60E-08	-5.70E-08	-2.50E-08	-2.40E-08	-2.30E-08

Licensee Comments: none

# Mitigating Systems Performance Index, Heat Removal System



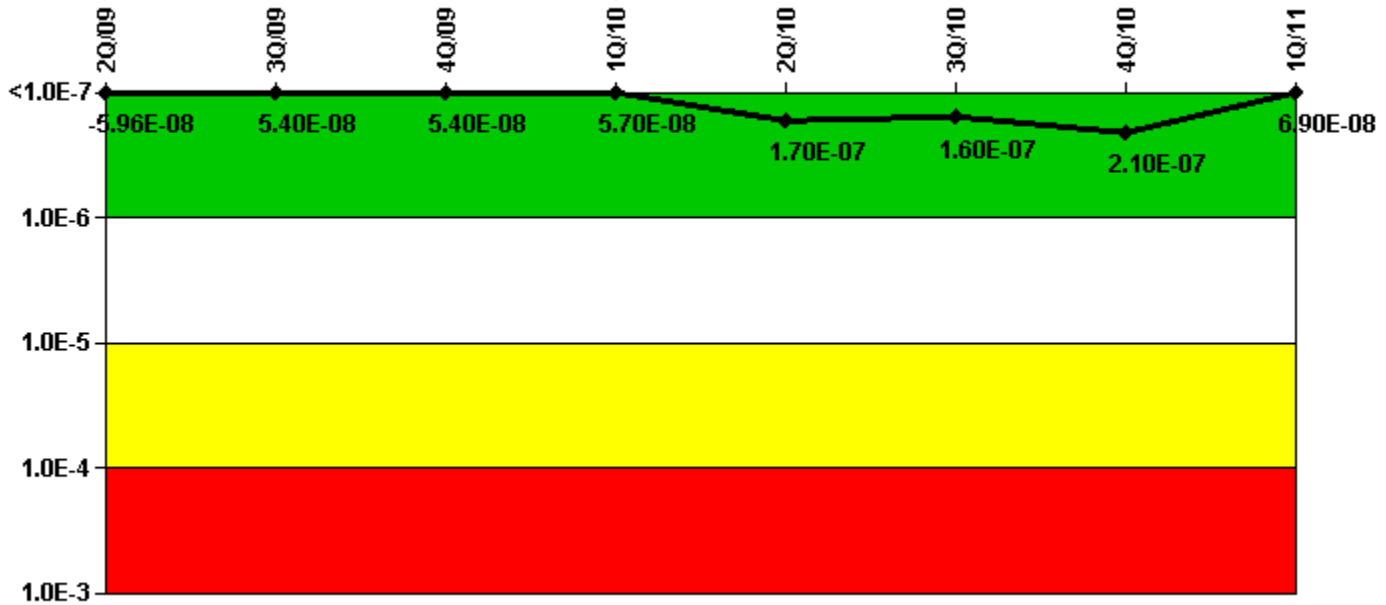
Thresholds: White > 1.00E-6 Yellow > 1.00E-5 Red > 1.00E-4

## Notes

Mitigating Systems Performance Index, Heat Removal System	2Q/09	3Q/09	4Q/09	1Q/10	2Q/10	3Q/10	4Q/10	1Q/11
UAI ( $\Delta$ CDF)	5.20E-08	5.40E-08	5.50E-08	5.48E-08	6.93E-08	6.61E-08	3.11E-08	-1.53E-09
URI ( $\Delta$ CDF)	3.20E-07	3.20E-07	3.20E-07	3.23E-07	3.23E-07	3.23E-07	2.11E-07	9.18E-08
PLE	NO	NO	NO	NO	NO	NO	NO	NO
Indicator value	3.72E-07	3.74E-07	3.75E-07	3.80E-07	3.90E-07	3.90E-07	2.40E-07	9.00E-08

Licensee Comments: none

# Mitigating Systems Performance Index, Residual Heat Removal System



Thresholds: White > 1.00E-6 Yellow > 1.00E-5 Red > 1.00E-4


## Notes

Mitigating Systems Performance Index, Residual Heat Removal System	2Q/09	3Q/09	4Q/09	1Q/10	2Q/10	3Q/10	4Q/10	1Q/11
UAI ( $\Delta$ CDF)	-3.60E-09	1.10E-07	1.10E-07	1.13E-07	2.26E-07	2.13E-07	2.67E-07	1.25E-07
URI ( $\Delta$ CDF)	-5.60E-08	-5.60E-08	-5.60E-08	-5.62E-08	-5.62E-08	-5.62E-08	-5.62E-08	-5.62E-08
PLE	NO	NO	NO	NO	NO	NO	NO	NO
Indicator value	-5.96E-08	5.40E-08	5.40E-08	5.70E-08	1.70E-07	1.60E-07	2.10E-07	6.90E-08

Licensee Comments: none



# Mitigating Systems Performance Index, Cooling Water Systems



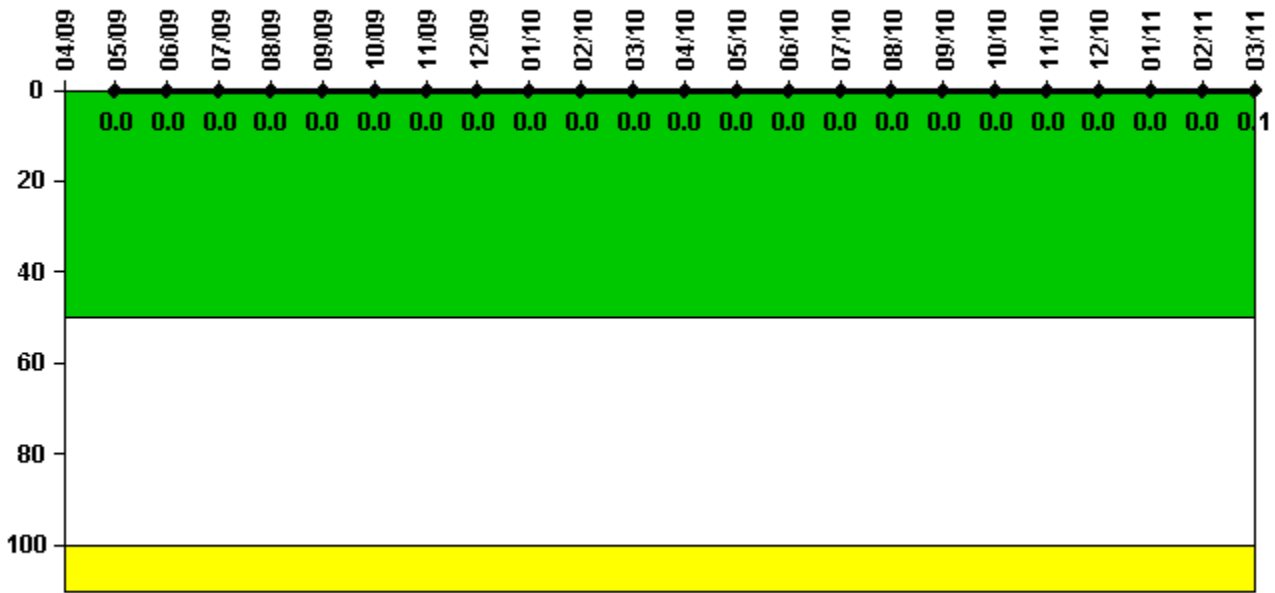
Thresholds: White > 1.00E-6 Yellow > 1.00E-5 Red > 1.00E-4

## Notes

Mitigating Systems Performance Index, Cooling Water Systems	2Q/09	3Q/09	4Q/09	1Q/10	2Q/10	3Q/10	4Q/10	1Q/11
UAI ( $\Delta$ CDF)	-4.40E-08	-3.60E-08	-1.50E-08	-1.48E-08	2.54E-08	2.06E-08	3.09E-08	7.45E-09
URI ( $\Delta$ CDF)	-3.50E-07	-3.50E-07	-3.90E-08	-3.89E-08	-3.89E-08	-3.89E-08	-3.68E-08	-3.68E-08
PLE	NO	NO	NO	NO	NO	NO	NO	NO
Indicator value	-3.94E-07	-3.86E-07	-5.40E-08	-5.40E-08	-1.40E-08	-1.80E-08	-5.90E-09	-2.90E-08

Licensee Comments: none

# Reactor Coolant System Activity



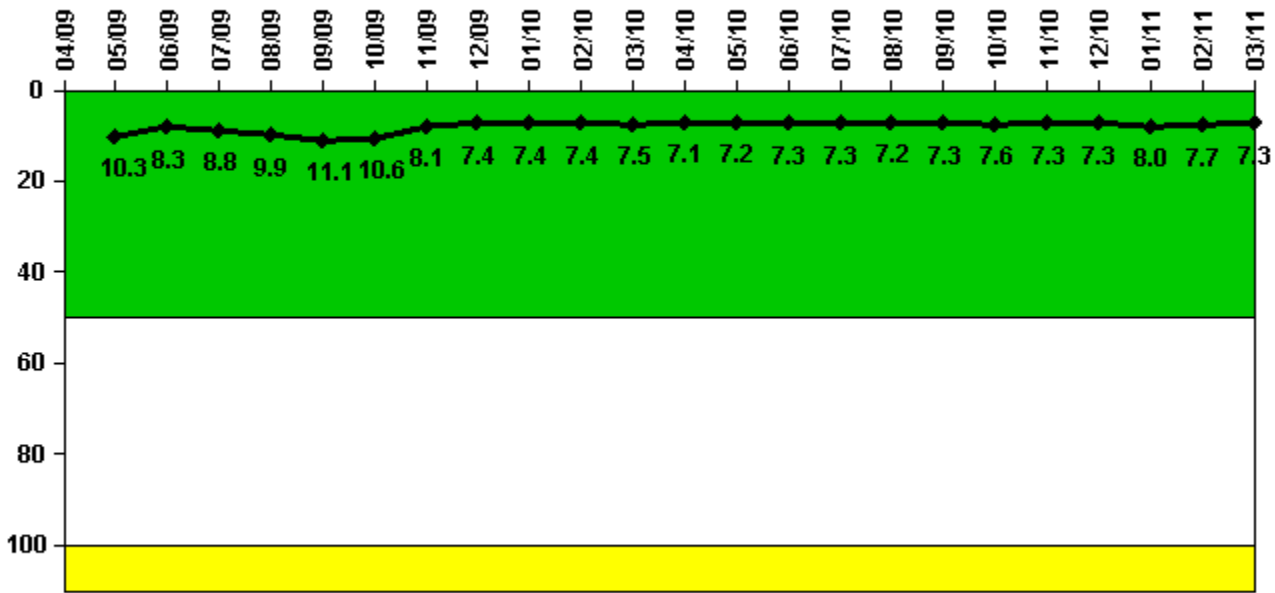
Thresholds: White > 50.0 Yellow > 100.0

## Notes

Reactor Coolant System Activity	4/09	5/09	6/09	7/09	8/09	9/09	10/09	11/09	12/09	1/10	2/10	3/10
Maximum activity	N/A	0.000008	0.000012	0.000015	0.000013	0.000012	0.000012	0.000014	0.000019	0.000017	0.000018	0.000018
Technical specification limit	0.2	0.2	0.2	0.2	0.2	0.2	0.2	0.2	0.2	0.2	0.2	0.2
Indicator value	N/A	0	0	0	0	0	0	0	0	0	0	0
Reactor Coolant System Activity	4/10	5/10	6/10	7/10	8/10	9/10	10/10	11/10	12/10	1/11	2/11	3/11
Maximum activity	0.000018	0.000024	0.000022	0.000020	0.000022	0.000030	0.000026	0.000029	0.000026	0.000027	0.000025	0.000201
Technical specification limit	0.2	0.2	0.2	0.2	0.2	0.2	0.2	0.2	0.2	0.2	0.2	0.2
Indicator value	0	0	0	0	0	0	0	0	0	0	0	0.1

Licensee Comments: none

## Reactor Coolant System Leakage



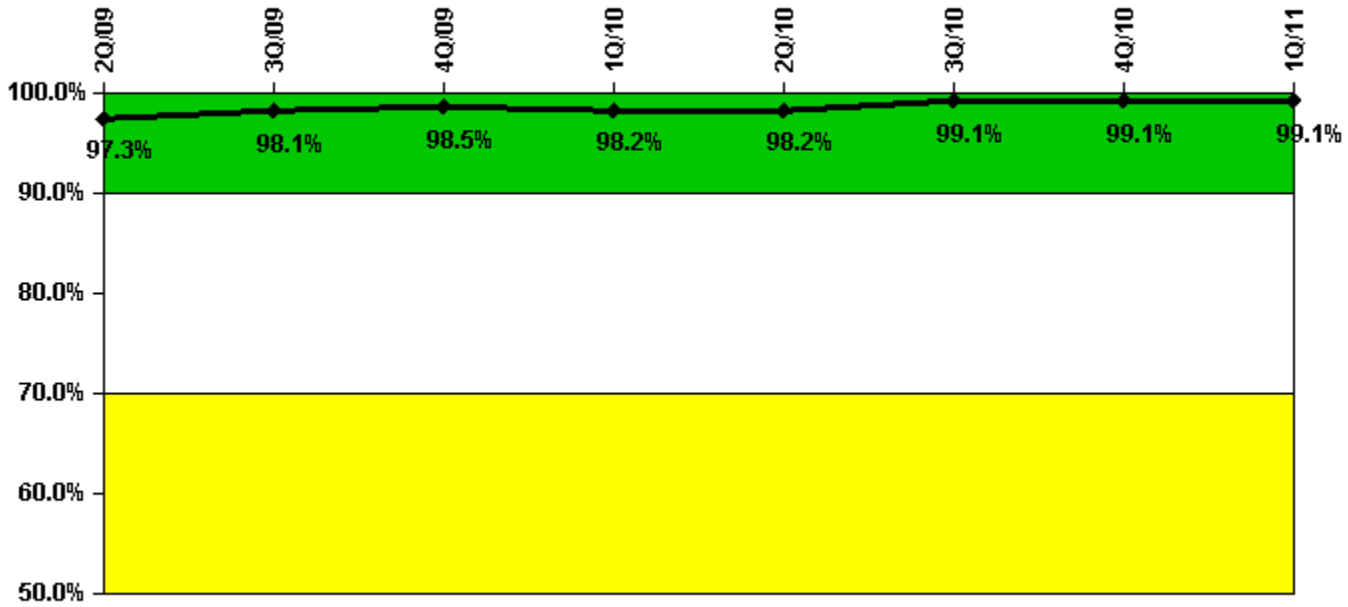
Thresholds: White > 50.0 Yellow > 100.0

### Notes

<b>Reactor Coolant System Leakage</b>	<b>4/09</b>	<b>5/09</b>	<b>6/09</b>	<b>7/09</b>	<b>8/09</b>	<b>9/09</b>	<b>10/09</b>	<b>11/09</b>	<b>12/09</b>	<b>1/10</b>	<b>2/10</b>	<b>3/10</b>
Maximum leakage	N/A	3.100	2.500	2.650	2.980	3.330	3.170	2.420	2.230	2.230	2.230	2.240
Technical specification limit	30.0	30.0	30.0	30.0	30.0	30.0	30.0	30.0	30.0	30.0	30.0	30.0
Indicator value	N/A	10.3	8.3	8.8	9.9	11.1	10.6	8.1	7.4	7.4	7.4	7.5
<b>Reactor Coolant System Leakage</b>	<b>4/10</b>	<b>5/10</b>	<b>6/10</b>	<b>7/10</b>	<b>8/10</b>	<b>9/10</b>	<b>10/10</b>	<b>11/10</b>	<b>12/10</b>	<b>1/11</b>	<b>2/11</b>	<b>3/11</b>
Maximum leakage	2.130	2.150	2.190	2.200	2.150	2.200	2.290	2.190	2.190	2.410	2.300	2.200
Technical specification limit	30.0	30.0	30.0	30.0	30.0	30.0	30.0	30.0	30.0	30.0	30.0	30.0
Indicator value	7.1	7.2	7.3	7.3	7.2	7.3	7.6	7.3	7.3	8.0	7.7	7.3

Licensee Comments: none

## Drill/Exercise Performance



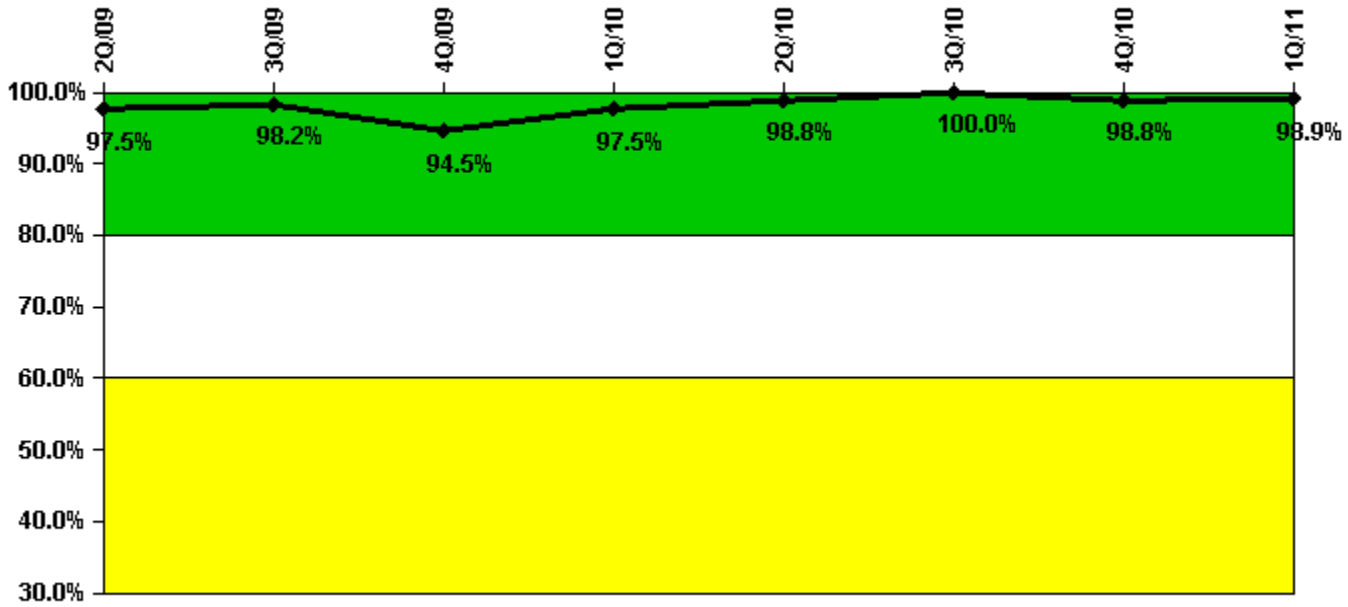
Thresholds: White < 90.0% Yellow < 70.0%

### Notes

Drill/Exercise Performance	2Q/09	3Q/09	4Q/09	1Q/10	2Q/10	3Q/10	4Q/10	1Q/11
Successful opportunities	12.0	34.0	30.0	37.0	20.0	48.0	21.0	31.0
Total opportunities	12.0	34.0	30.0	38.0	20.0	49.0	21.0	31.0
Indicator value	97.3%	98.1%	98.5%	98.2%	98.2%	99.1%	99.1%	99.1%

Licensee Comments: none

## ERO Drill Participation



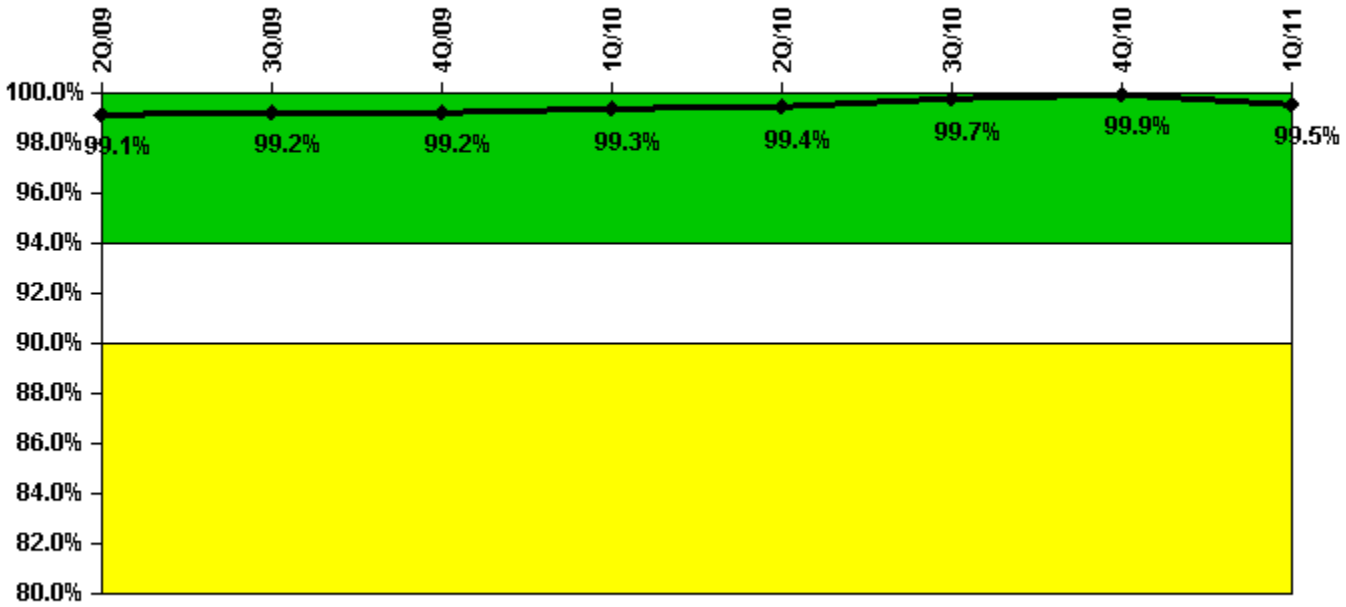
Thresholds: White < 80.0% Yellow < 60.0%

### Notes

ERO Drill Participation	2Q/09	3Q/09	4Q/09	1Q/10	2Q/10	3Q/10	4Q/10	1Q/11
Participating Key personnel	158.0	162.0	156.0	158.0	162.0	166.0	162.0	173.0
Total Key personnel	162.0	165.0	165.0	162.0	164.0	166.0	164.0	175.0
Indicator value	97.5%	98.2%	94.5%	97.5%	98.8%	100.0%	98.8%	98.9%

Licensee Comments: none

# Alert & Notification System



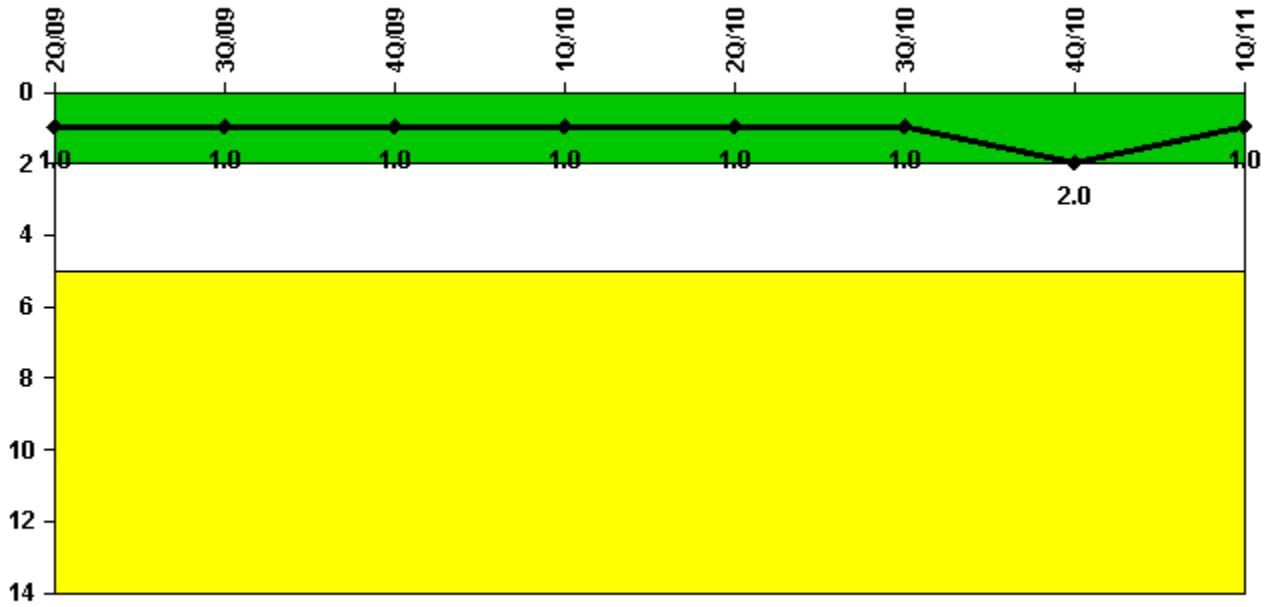
Thresholds: White < 94.0% Yellow < 90.0%

## Notes

Alert & Notification System	2Q/09	3Q/09	4Q/09	1Q/10	2Q/10	3Q/10	4Q/10	1Q/11
Successful siren-tests	528	527	451	532	530	532	532	523
Total sirens-tests	532	532	456	532	532	532	532	532
Indicator value	99.1%	99.2%	99.2%	99.3%	99.4%	99.7%	99.9%	99.5%

Licensee Comments: none

## Occupational Exposure Control Effectiveness



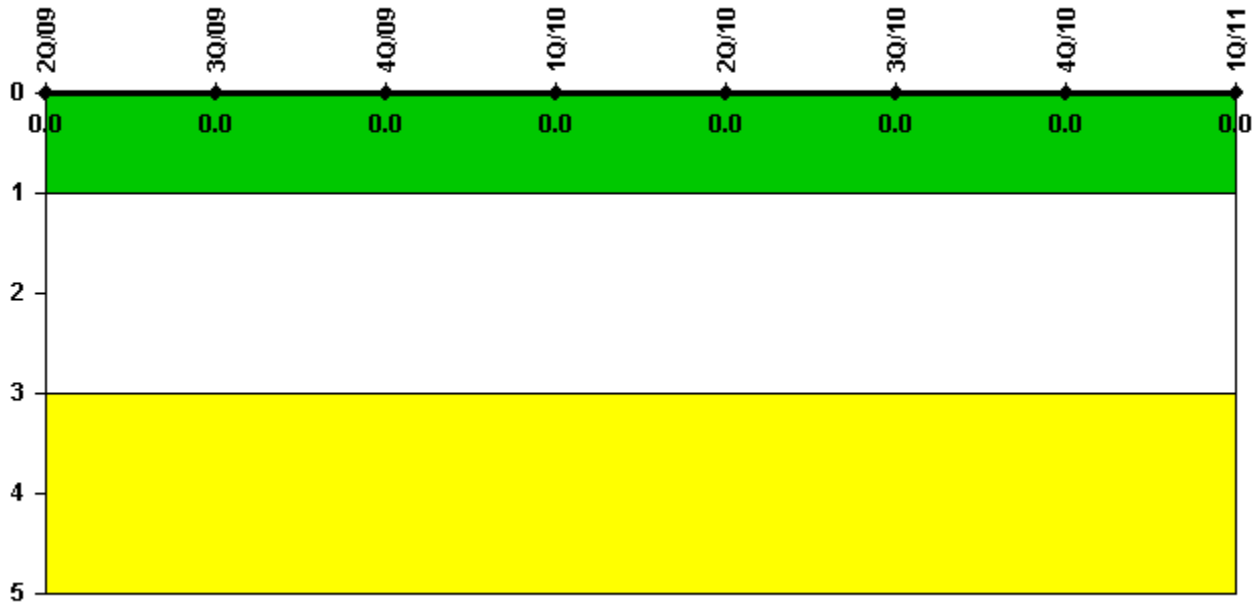
Thresholds: White > 2.0 Yellow > 5.0

### Notes

Occupational Exposure Control Effectiveness	2Q/09	3Q/09	4Q/09	1Q/10	2Q/10	3Q/10	4Q/10	1Q/11
High radiation area occurrences	0	0	0	1	0	0	1	0
Very high radiation area occurrences	0	0	0	0	0	0	0	0
Unintended exposure occurrences	0	0	0	0	0	0	0	0
<b>Indicator value</b>	<b>1</b>	<b>1</b>	<b>1</b>	<b>1</b>	<b>1</b>	<b>1</b>	<b>2</b>	<b>1</b>

Licensee Comments: none

# RETS/ODCM Radiological Effluent



Thresholds: White > 1.0 Yellow > 3.0

## Notes

RETS/ODCM Radiological Effluent	2Q/09	3Q/09	4Q/09	1Q/10	2Q/10	3Q/10	4Q/10	1Q/11
RETS/ODCM occurrences	0	0	0	0	0	0	0	0
Indicator value	0	0	0	0	0	0	0	0

Licensee Comments: none

[Security](#) information not publicly available.