

FitzPatrick

1Q/2011 Performance Indicators

Licensee's General Comments: none

Unplanned Scrams per 7000 Critical Hrs



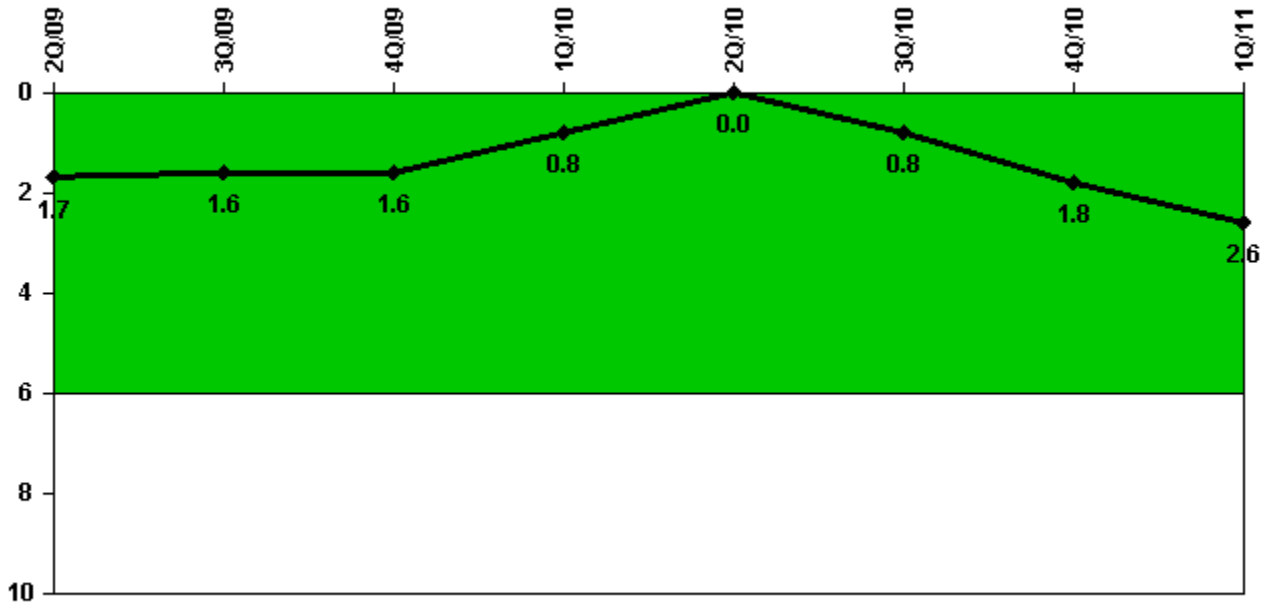
Thresholds: White > 3.0 Yellow > 6.0 Red > 25.0

Notes

Unplanned Scrams per 7000 Critical Hrs	2Q/09	3Q/09	4Q/09	1Q/10	2Q/10	3Q/10	4Q/10	1Q/11
Unplanned scrams	0	0	0	0	0	0	0	0
Critical hours	2184.0	2208.0	2209.0	2159.0	2184.0	1760.5	1890.1	2159.0
Indicator value	0	0	0	0	0	0	0	0

Licensee Comments: none

Unplanned Power Changes per 7000 Critical Hrs



Thresholds: White > 6.0

Notes

Unplanned Power Changes per 7000 Critical Hrs	2Q/09	3Q/09	4Q/09	1Q/10	2Q/10	3Q/10	4Q/10	1Q/11
Unplanned power changes	1.0	0	0	0	0	1.0	1.0	1.0
Critical hours	2184.0	2208.0	2209.0	2159.0	2184.0	1760.5	1890.1	2159.0
Indicator value	1.7	1.6	1.6	0.8	0	0.8	1.8	2.6

Licensee Comments: none

Unplanned Scrams with Complications



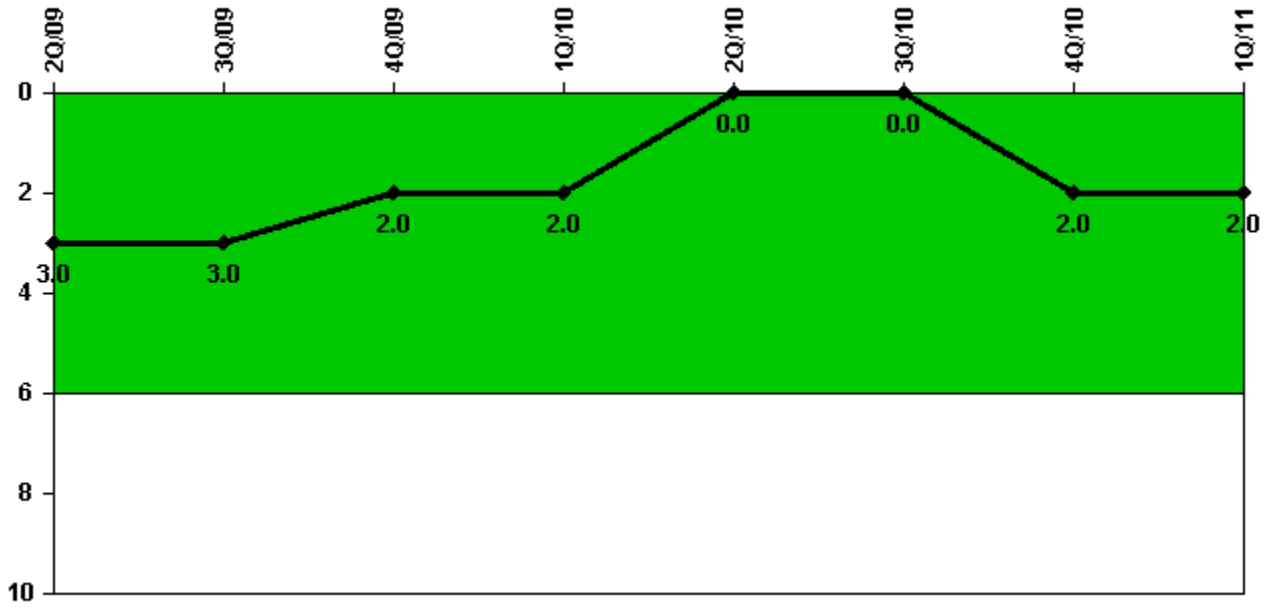
Thresholds: White > 1.0

Notes

Unplanned Scrams with Complications	2Q/09	3Q/09	4Q/09	1Q/10	2Q/10	3Q/10	4Q/10	1Q/11
Scrams with complications	0	0	0	0	0	0	0	0
Indicator value	0.0	0.0	0.0	0.0	0.0	0.0	0.0	0.0

Licensee Comments: none

Safety System Functional Failures (BWR)




Thresholds: White > 6.0

Notes

Safety System Functional Failures (BWR)	2Q/09	3Q/09	4Q/09	1Q/10	2Q/10	3Q/10	4Q/10	1Q/11
Safety System Functional Failures	2	0	0	0	0	0	2	0
Indicator value	3	3	2	2	0	0	2	2

Licensee Comments: none

Mitigating Systems Performance Index, Emergency AC Power System



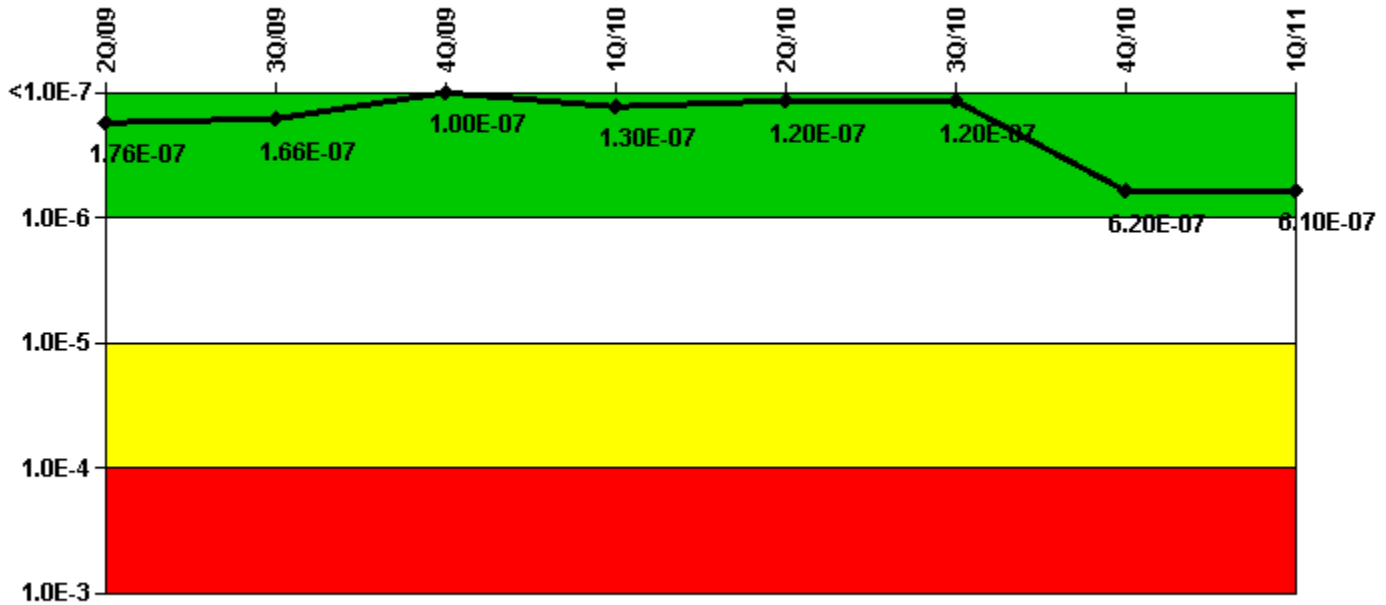
Thresholds: White > 1.00E-6 Yellow > 1.00E-5 Red > 1.00E-4

Notes

Mitigating Systems Performance Index, Emergency AC Power System	2Q/09	3Q/09	4Q/09	1Q/10	2Q/10	3Q/10	4Q/10	1Q/11
UAI (Δ CDF)	1.60E-08	1.70E-08	2.80E-08	2.86E-08	2.54E-08	2.15E-08	7.03E-09	7.25E-09
URI (Δ CDF)	-2.90E-06	-2.90E-06	-2.80E-06	-3.28E-06	-3.26E-06	-3.31E-06	-1.77E-06	-1.71E-06
PLE	NO	NO	NO	NO	NO	NO	NO	NO
Indicator value	-2.88E-06	-2.88E-06	-2.77E-06	-3.30E-06	-3.20E-06	-3.30E-06	-1.80E-06	-1.70E-06

Licensee Comments: none

Mitigating Systems Performance Index, High Pressure Injection System




Thresholds: White > 1.00E-6 Yellow > 1.00E-5 Red > 1.00E-4

Notes

Mitigating Systems Performance Index, High Pressure Injection System	2Q/09	3Q/09	4Q/09	1Q/10	2Q/10	3Q/10	4Q/10	1Q/11
UAI (Δ CDF)	2.60E-08	3.60E-08	3.00E-08	5.68E-08	3.97E-08	4.29E-08	1.19E-07	1.23E-07
URI (Δ CDF)	1.50E-07	1.30E-07	7.00E-08	6.96E-08	7.58E-08	7.89E-08	5.03E-07	4.85E-07
PLE	NO	NO	NO	NO	NO	NO	NO	NO
Indicator value	1.76E-07	1.66E-07	1.00E-07	1.30E-07	1.20E-07	1.20E-07	6.20E-07	6.10E-07

Licensee Comments: none

Mitigating Systems Performance Index, Heat Removal System



Thresholds: White > 1.00E-6 Yellow > 1.00E-5 Red > 1.00E-4

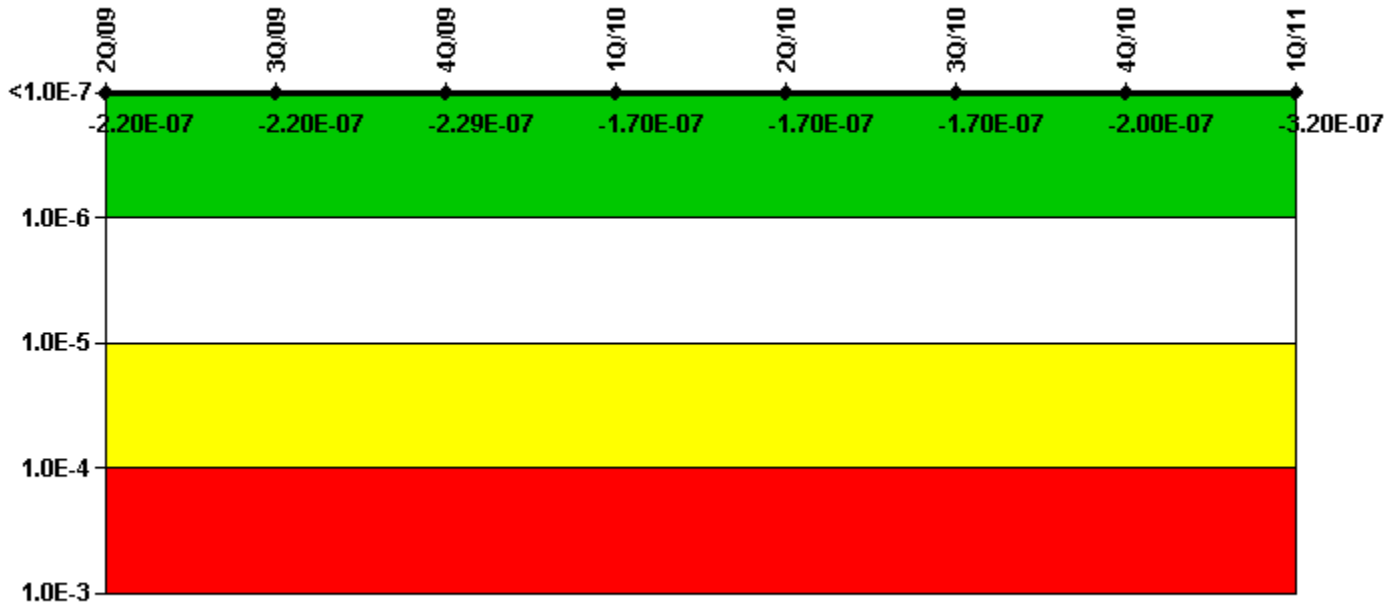
Notes

Mitigating Systems Performance Index, Heat Removal System	2Q/09	3Q/09	4Q/09	1Q/10	2Q/10	3Q/10	4Q/10	1Q/11
UAI (Δ CDF)	-1.50E-08	-1.50E-08	-1.50E-08	-1.47E-08	-1.42E-08	-9.55E-09	1.32E-08	-3.32E-09
URI (Δ CDF)	-5.70E-08	-5.50E-08	-5.20E-08	-5.24E-08	-5.24E-08	-5.49E-08	-1.28E-08	3.41E-08
PLE	NO	NO	NO	NO	NO	NO	NO	NO
Indicator value	-7.20E-08	-7.00E-08	-6.70E-08	-6.70E-08	-6.70E-08	-6.40E-08	4.10E-10	3.10E-08

Licensee Comments:

4Q/10: Data for October was revised based on causal information developed in relation to a January 2011 failure of 13MOV-131. This information changed the classification of an October 2010 failure. The failure had previously be classified as related to maintenance and was determined to be a demand failure based on a January Failure.

Mitigating Systems Performance Index, Residual Heat Removal System



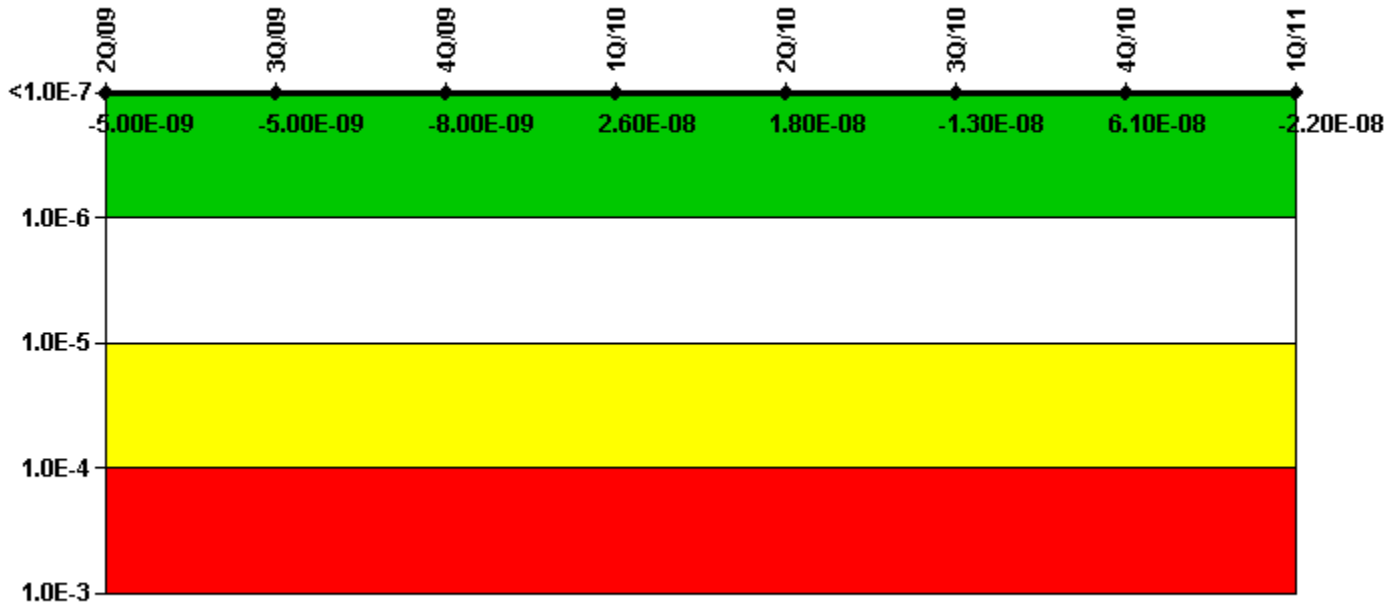
Thresholds: White > 1.00E-6 Yellow > 1.00E-5 Red > 1.00E-4

Notes

Mitigating Systems Performance Index, Residual Heat Removal System	2Q/09	3Q/09	4Q/09	1Q/10	2Q/10	3Q/10	4Q/10	1Q/11
UAI (Δ CDF)	-2.00E-08	-2.00E-08	-2.90E-08	3.48E-08	3.48E-08	3.82E-08	8.69E-08	-3.76E-08
URI (Δ CDF)	-2.00E-07	-2.00E-07	-2.00E-07	-2.02E-07	-2.04E-07	-2.08E-07	-2.88E-07	-2.87E-07
PLE	NO	NO	NO	NO	NO	NO	NO	NO
Indicator value	-2.20E-07	-2.20E-07	-2.29E-07	-1.70E-07	-1.70E-07	-1.70E-07	-2.00E-07	-3.20E-07

Licensee Comments: none

Mitigating Systems Performance Index, Cooling Water Systems



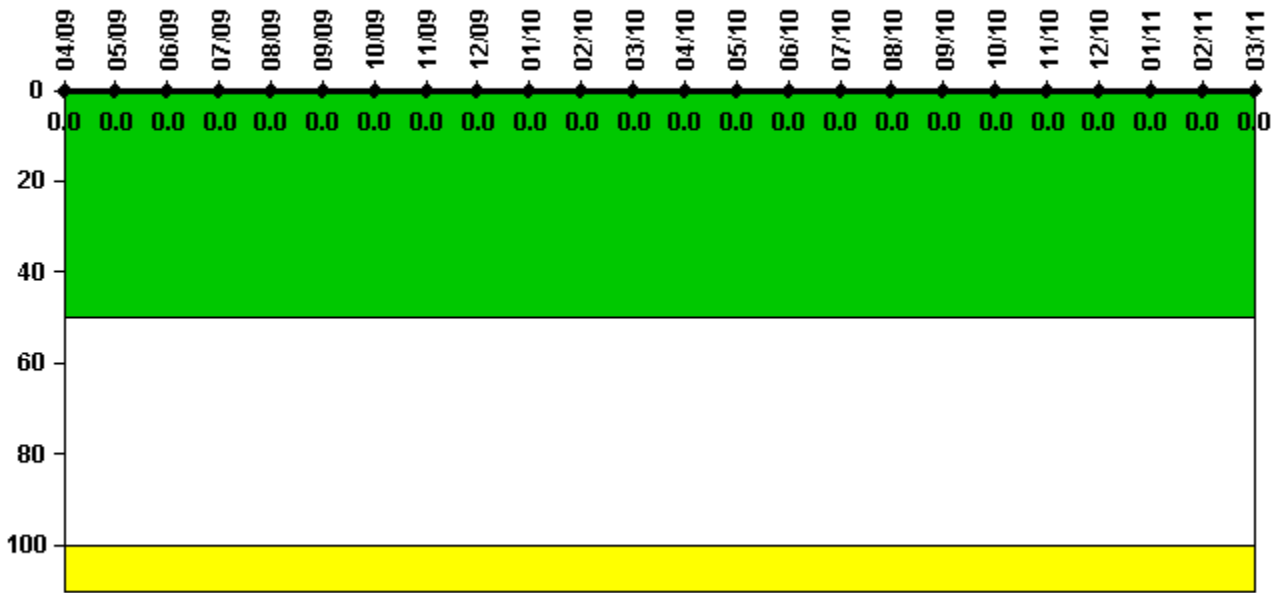
Thresholds: White > 1.00E-6 Yellow > 1.00E-5 Red > 1.00E-4

Notes

Mitigating Systems Performance Index, Cooling Water Systems	2Q/09	3Q/09	4Q/09	1Q/10	2Q/10	3Q/10	4Q/10	1Q/11
UAI (Δ CDF)	3.30E-08	3.30E-08	2.90E-08	6.35E-08	6.34E-08	3.46E-08	7.25E-08	-1.04E-08
URI (Δ CDF)	-3.80E-08	-3.80E-08	-3.70E-08	-3.78E-08	-4.57E-08	-4.73E-08	-1.18E-08	-1.20E-08
PLE	NO	NO	NO	NO	NO	NO	NO	NO
Indicator value	-5.00E-09	-5.00E-09	-8.00E-09	2.60E-08	1.80E-08	-1.30E-08	6.10E-08	-2.20E-08

Licensee Comments: none

Reactor Coolant System Activity




Thresholds: White > 50.0 Yellow > 100.0

Notes

Reactor Coolant System Activity	4/09	5/09	6/09	7/09	8/09	9/09	10/09	11/09	12/09	1/10	2/10	3/10
Maximum activity	0.000049	0.000049	0.000055	0.000055	0.000045	0.000044	0.000050	0.000050	0.000046	0.000046	0.000044	0.000052
Technical specification limit	0.2	0.2	0.2	0.2	0.2	0.2	0.2	0.2	0.2	0.2	0.2	0.2
Indicator value	0	0	0	0	0	0	0	0	0	0	0	0
Reactor Coolant System Activity	4/10	5/10	6/10	7/10	8/10	9/10	10/10	11/10	12/10	1/11	2/11	3/11
Maximum activity	0.000038	0.000051	0.000039	0.000061	0.000041	0.000040	0.000013	0.000017	0.000018	0.000029	0.000015	0.000015
Technical specification limit	0.2	0.2	0.2	0.2	0.2	0.2	0.2	0.2	0.2	0.2	0.2	0.2
Indicator value	0	0	0	0	0	0	0	0	0	0	0	0

Licensee Comments: none

Reactor Coolant System Leakage



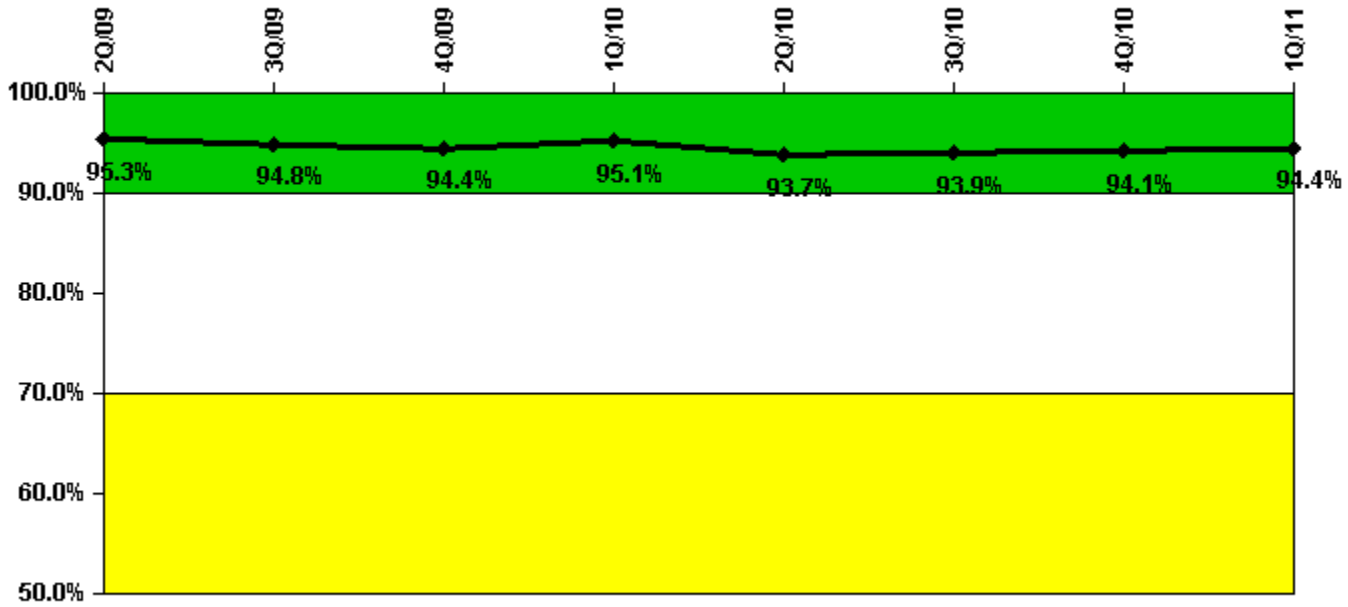
Thresholds: White > 50.0 Yellow > 100.0

Notes

Reactor Coolant System Leakage	4/09	5/09	6/09	7/09	8/09	9/09	10/09	11/09	12/09	1/10	2/10	3/10
Maximum leakage	1.800	1.810	1.810	1.810	1.800	1.790	1.830	1.820	1.820	1.720	1.750	1.730
Technical specification limit	25.0	25.0	25.0	25.0	25.0	25.0	25.0	25.0	25.0	25.0	25.0	25.0
Indicator value	7.2	7.2	7.2	7.2	7.2	7.2	7.3	7.3	7.3	6.9	7.0	6.9
Reactor Coolant System Leakage	4/10	5/10	6/10	7/10	8/10	9/10	10/10	11/10	12/10	1/11	2/11	3/11
Maximum leakage	1.730	1.710	1.750	1.730	1.730	1.740	1.770	1.770	1.770	1.770	1.780	1.780
Technical specification limit	25.0	25.0	25.0	25.0	25.0	25.0	25.0	25.0	25.0	25.0	25.0	25.0
Indicator value	6.9	6.8	7.0	6.9	6.9	7.0	7.1	7.1	7.1	7.1	7.1	7.1

Licensee Comments: none

Drill/Exercise Performance



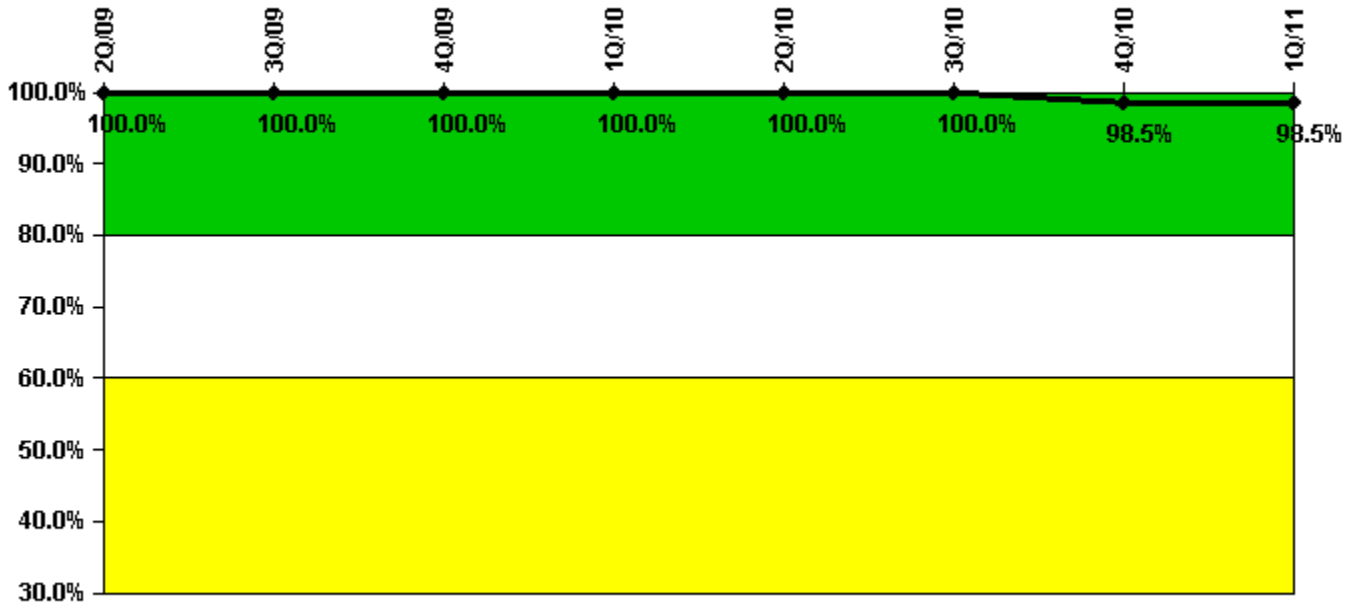
Thresholds: White < 90.0% Yellow < 70.0%

Notes

Drill/Exercise Performance	2Q/09	3Q/09	4Q/09	1Q/10	2Q/10	3Q/10	4Q/10	1Q/11
Successful opportunities	43.0	3.0	14.0	48.0	26.0	14.0	19.0	18.0
Total opportunities	46.0	4.0	16.0	50.0	28.0	14.0	20.0	18.0
Indicator value	95.3%	94.8%	94.4%	95.1%	93.7%	93.9%	94.1%	94.4%

Licensee Comments: none

ERO Drill Participation



Thresholds: White < 80.0% Yellow < 60.0%

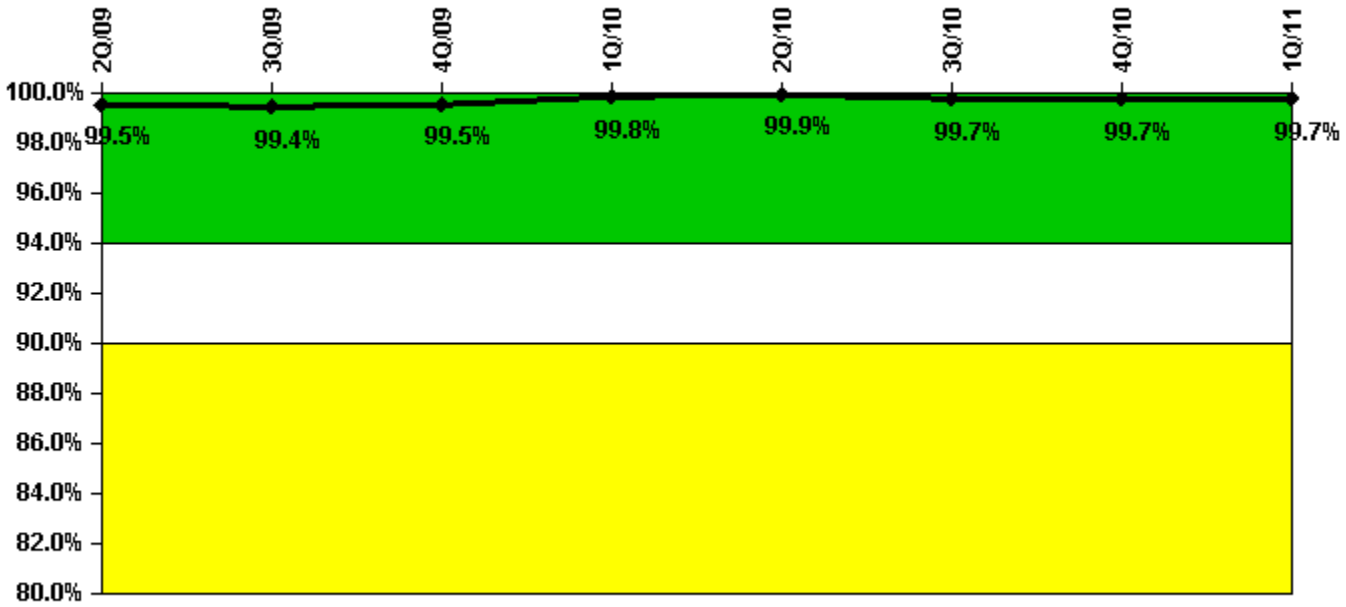
Notes

ERO Drill Participation	2Q/09	3Q/09	4Q/09	1Q/10	2Q/10	3Q/10	4Q/10	1Q/11
Participating Key personnel	61.0	63.0	65.0	66.0	66.0	65.0	65.0	66.0
Total Key personnel	61.0	63.0	65.0	66.0	66.0	65.0	66.0	67.0
Indicator value	100.0%	100.0%	100.0%	100.0%	100.0%	100.0%	98.5%	98.5%

Licensee Comments:

4Q/10: For November, PI was changed due to add 2 newly qualified positions that were not previously accounted for. For December, PI was changed due to add 3 newly qualified positions that were not previously accounted for.

Alert & Notification System



Thresholds: White < 94.0% Yellow < 90.0%

Notes

Alert & Notification System	2Q/09	3Q/09	4Q/09	1Q/10	2Q/10	3Q/10	4Q/10	1Q/11
Successful siren-tests	258	258	296	259	259	256	296	222
Total sirens-tests	259	259	296	259	259	259	296	222
Indicator value	99.5%	99.4%	99.5%	99.8%	99.9%	99.7%	99.7%	99.7%

Licensee Comments: none

Occupational Exposure Control Effectiveness



Thresholds: White > 2.0 Yellow > 5.0

Notes

Occupational Exposure Control Effectiveness	2Q/09	3Q/09	4Q/09	1Q/10	2Q/10	3Q/10	4Q/10	1Q/11
High radiation area occurrences	0	0	0	0	0	0	0	0
Very high radiation area occurrences	0	0	0	0	0	0	0	0
Unintended exposure occurrences	0	0	0	0	0	0	0	0
Indicator value	0	0	0	0	0	0	0	0

Licensee Comments: none

RETS/ODCM Radiological Effluent



Thresholds: White > 1.0 Yellow > 3.0

Notes

RETS/ODCM Radiological Effluent	2Q/09	3Q/09	4Q/09	1Q/10	2Q/10	3Q/10	4Q/10	1Q/11
RETS/ODCM occurrences	0	0	0	0	0	0	0	0
Indicator value	0	0	0	0	0	0	0	0

Licensee Comments: none

[Security](#) information not publicly available.