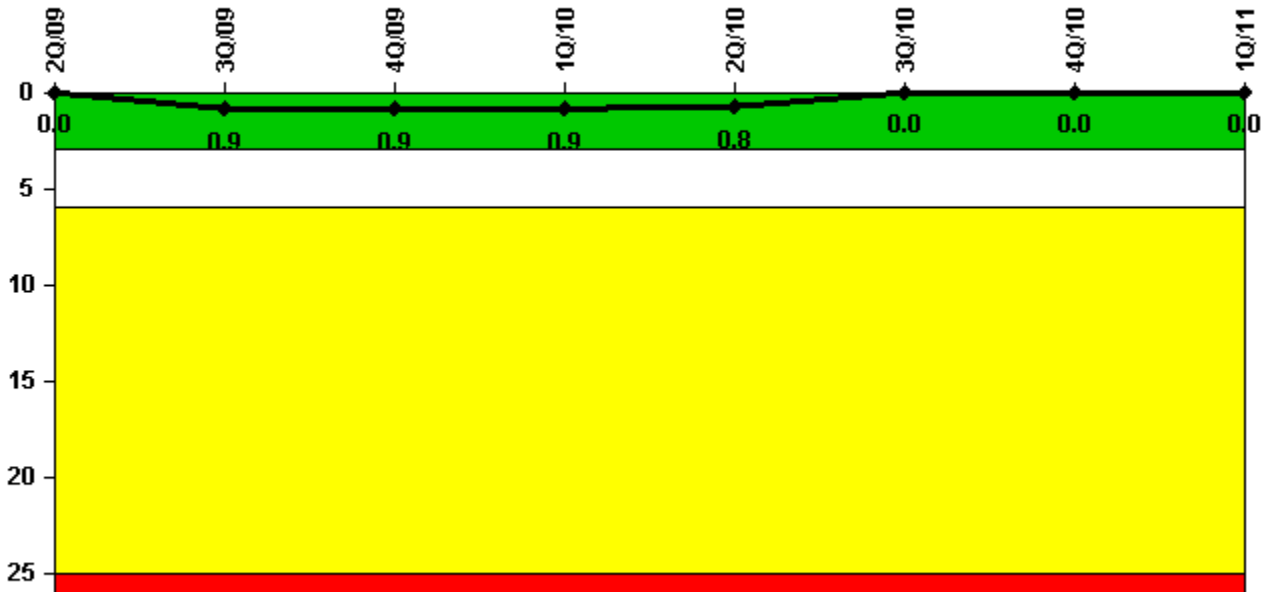


# D.C. Cook 2

## 1Q/2011 Performance Indicators

Licensee's General Comments: none

### Unplanned Scrams per 7000 Critical Hrs



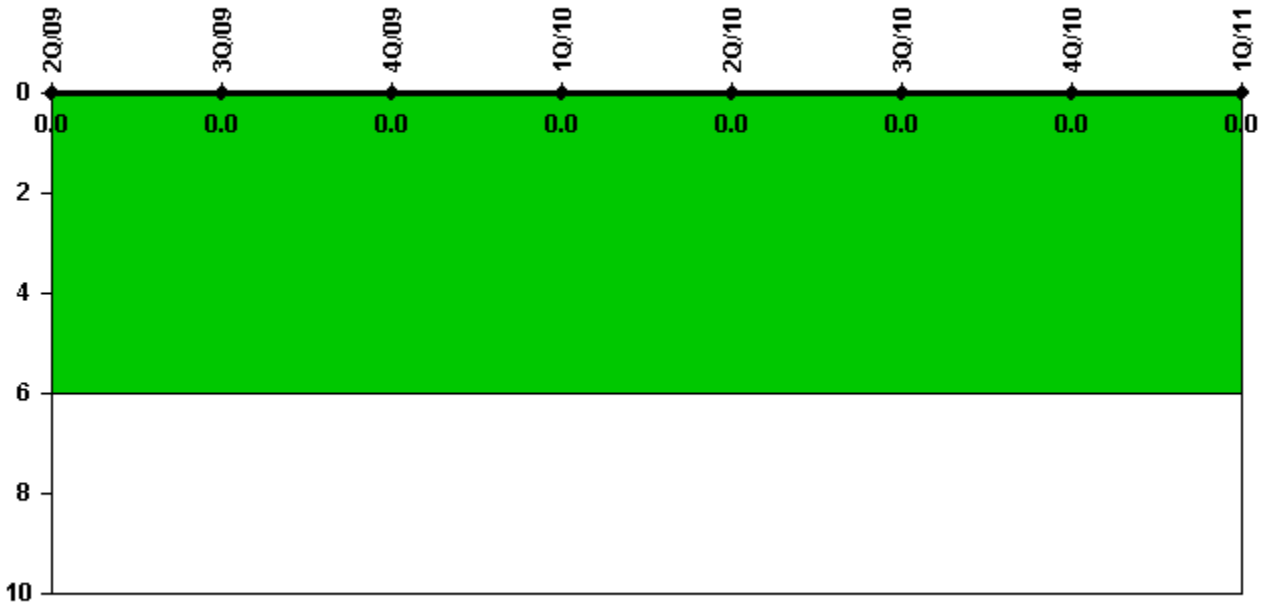
Thresholds: White > 3.0 Yellow > 6.0 Red > 25.0

### Notes

Unplanned Scrams per 7000 Critical Hrs	2Q/09	3Q/09	4Q/09	1Q/10	2Q/10	3Q/10	4Q/10	1Q/11
Unplanned scrams	0	1.0	0	0	0	0	0	0
Critical hours	1489.3	1908.0	2209.0	2159.0	2184.0	2208.0	767.4	2159.0
Indicator value	0	0.9	0.9	0.9	0.8	0	0	0

Licensee Comments: none

## Unplanned Power Changes per 7000 Critical Hrs



Thresholds: White > 6.0

### Notes

Unplanned Power Changes per 7000 Critical Hrs	2Q/09	3Q/09	4Q/09	1Q/10	2Q/10	3Q/10	4Q/10	1Q/11
Unplanned power changes	0	0	0	0	0	0	0	0
Critical hours	1489.3	1908.0	2209.0	2159.0	2184.0	2208.0	767.4	2159.0
Indicator value	0	0	0	0	0	0	0	0

Licensee Comments: none

## Unplanned Scrams with Complications



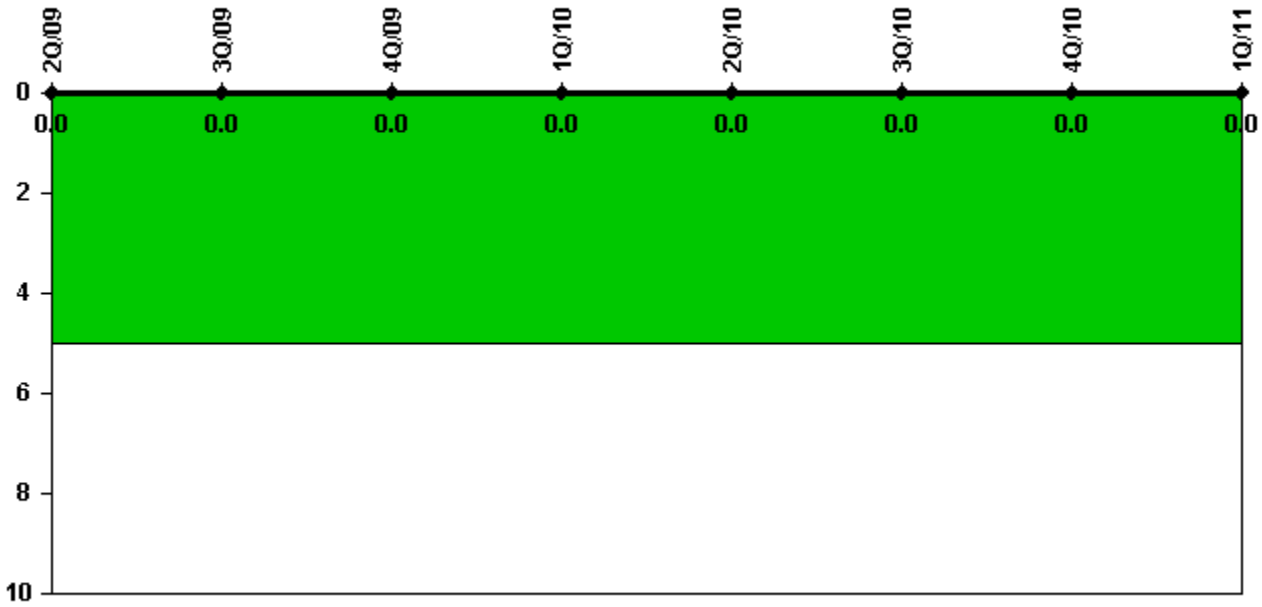
Thresholds: White > 1.0

### Notes

Unplanned Scrams with Complications	2Q/09	3Q/09	4Q/09	1Q/10	2Q/10	3Q/10	4Q/10	1Q/11
Scrams with complications	0	0	0	0	0	0	0	0
Indicator value	0.0	0.0	0.0	0.0	0.0	0.0	0.0	0.0

Licensee Comments: none

## Safety System Functional Failures (PWR)



Thresholds: White > 5.0


### Notes

Safety System Functional Failures (PWR)	2Q/09	3Q/09	4Q/09	1Q/10	2Q/10	3Q/10	4Q/10	1Q/11
Safety System Functional Failures	0	0	0	0	0	0	0	0
Indicator value	0	0	0	0	0	0	0	0

Licensee Comments: none

---

# Mitigating Systems Performance Index, Emergency AC Power System




Thresholds: White > 1.00E-6 Yellow > 1.00E-5 Red > 1.00E-4

## Notes

Mitigating Systems Performance Index, Emergency AC Power System	2Q/09	3Q/09	4Q/09	1Q/10	2Q/10	3Q/10	4Q/10	1Q/11
UAI ( $\Delta$ CDF)	4.20E-10	3.80E-10	3.70E-10	3.49E-10	2.06E-10	5.69E-10	5.80E-10	6.00E-10
URI ( $\Delta$ CDF)	1.50E-07	8.20E-08	8.20E-08	8.16E-08	2.58E-08	2.58E-08	-2.99E-08	-2.99E-08
PLE	NO	NO	NO	NO	NO	NO	NO	NO
Indicator value	1.50E-07	8.24E-08	8.24E-08	8.20E-08	2.60E-08	2.60E-08	-2.90E-08	-2.90E-08

Licensee Comments: none

# Mitigating Systems Performance Index, High Pressure Injection System




Thresholds: White > 1.00E-6 Yellow > 1.00E-5 Red > 1.00E-4

## Notes

Mitigating Systems Performance Index, High Pressure Injection System	2Q/09	3Q/09	4Q/09	1Q/10	2Q/10	3Q/10	4Q/10	1Q/11
UAI ( $\Delta$ CDF)	-4.40E-11	-2.70E-11	-2.70E-11	-2.66E-11	-2.66E-11	-2.66E-11	-2.66E-11	-2.66E-11
URI ( $\Delta$ CDF)	-3.00E-08	-2.50E-08	-2.50E-08	-2.49E-08	-2.49E-08	-2.49E-08	-3.19E-09	-3.19E-09
PLE	NO	NO	NO	NO	NO	NO	NO	NO
Indicator value	-3.00E-08	-2.50E-08	-2.50E-08	-2.50E-08	-2.50E-08	-2.50E-08	-3.20E-09	-3.20E-09

Licensee Comments: none

# Mitigating Systems Performance Index, Heat Removal System



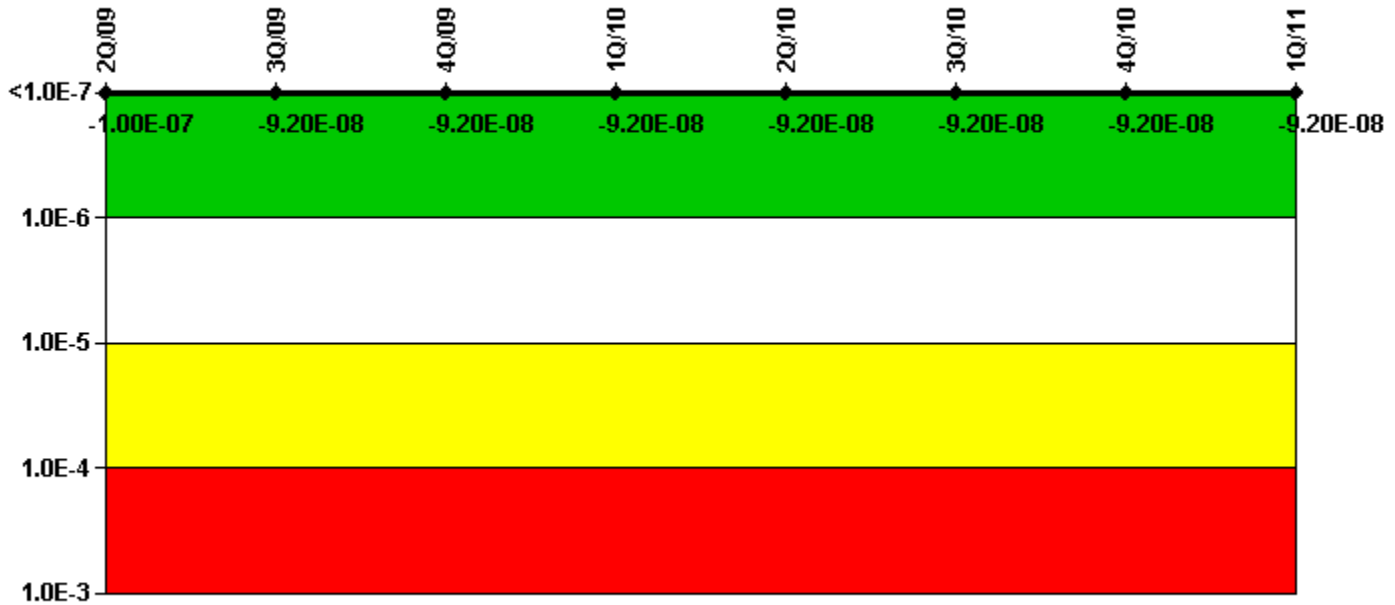
Thresholds: White > 1.00E-6 Yellow > 1.00E-5 Red > 1.00E-4

## Notes

Mitigating Systems Performance Index, Heat Removal System	2Q/09	3Q/09	4Q/09	1Q/10	2Q/10	3Q/10	4Q/10	1Q/11
UAI ( $\Delta$ CDF)	-4.00E-11	-2.90E-11	-2.90E-11	-2.85E-11	-2.85E-11	-2.85E-11	-2.85E-11	-2.85E-11
URI ( $\Delta$ CDF)	-5.70E-08	-3.10E-08	-3.10E-08	-3.05E-08	-3.05E-08	-3.05E-08	-3.12E-08	-3.12E-08
PLE	NO	NO	NO	NO	NO	NO	NO	NO
Indicator value	-5.70E-08	-3.10E-08	-3.10E-08	-3.10E-08	-3.10E-08	-3.10E-08	-3.10E-08	-3.10E-08

Licensee Comments: none

# Mitigating Systems Performance Index, Residual Heat Removal System



Thresholds: White > 1.00E-6 Yellow > 1.00E-5 Red > 1.00E-4

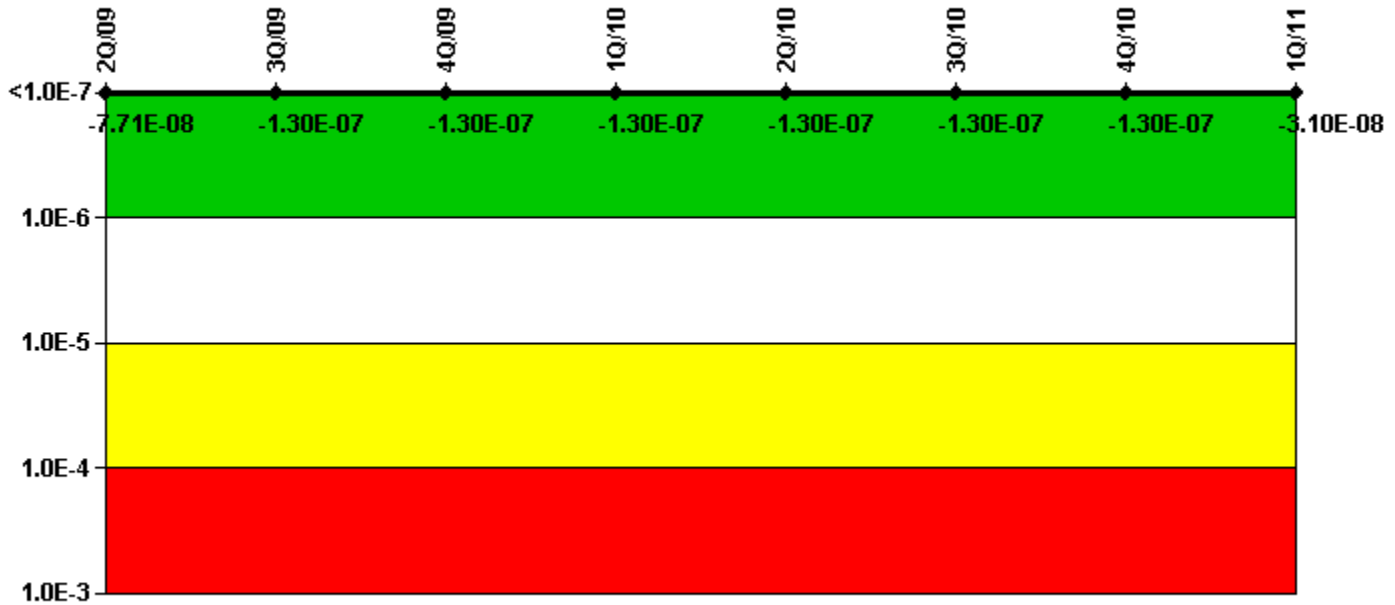
## Notes

Mitigating Systems Performance Index, Residual Heat Removal System	2Q/09	3Q/09	4Q/09	1Q/10	2Q/10	3Q/10	4Q/10	1Q/11
UAI ( $\Delta$ CDF)	-2.50E-13	-3.20E-13	-3.20E-13	-3.23E-13	-3.23E-13	-3.23E-13	-3.23E-13	-3.23E-13
URI ( $\Delta$ CDF)	-1.00E-07	-9.20E-08	-9.20E-08	-9.20E-08	-9.20E-08	-9.20E-08	-9.20E-08	-9.20E-08
PLE	NO	NO	NO	NO	NO	NO	NO	NO
Indicator value	-1.00E-07	-9.20E-08	-9.20E-08	-9.20E-08	-9.20E-08	-9.20E-08	-9.20E-08	-9.20E-08

Licensee Comments: none



# Mitigating Systems Performance Index, Cooling Water Systems



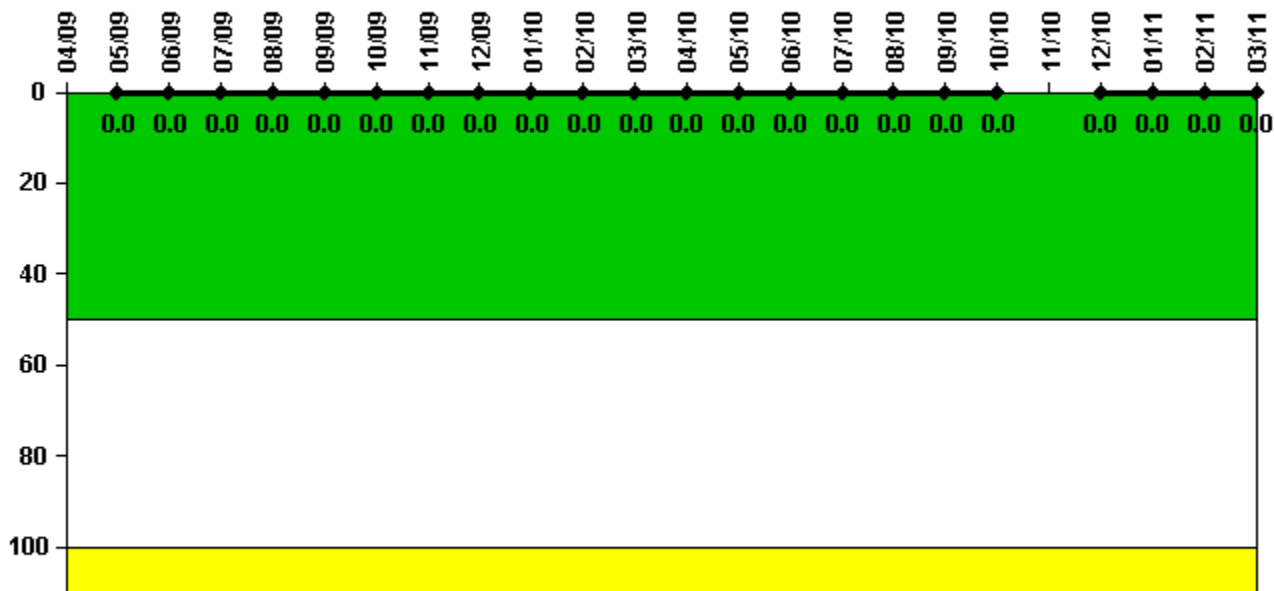
Thresholds: White > 1.00E-6 Yellow > 1.00E-5 Red > 1.00E-4

## Notes

Mitigating Systems Performance Index, Cooling Water Systems	2Q/09	3Q/09	4Q/09	1Q/10	2Q/10	3Q/10	4Q/10	1Q/11
UAI ( $\Delta$ CDF)	-5.40E-11	-3.30E-11	-3.50E-11	-2.20E-12	-6.80E-12	-3.53E-11	-3.31E-11	8.50E-12
URI ( $\Delta$ CDF)	-7.70E-08	-1.30E-07	-1.30E-07	-1.27E-07	-1.27E-07	-1.27E-07	-1.27E-07	-3.06E-08
PLE	NO	NO	NO	NO	NO	NO	NO	NO
Indicator value	-7.71E-08	-1.30E-07	-1.30E-07	-1.30E-07	-1.30E-07	-1.30E-07	-1.30E-07	-3.10E-08

Licensee Comments: none

## Reactor Coolant System Activity



Thresholds: White > 50.0 Yellow > 100.0

### Notes


Reactor Coolant System Activity	4/09	5/09	6/09	7/09	8/09	9/09	10/09	11/09	12/09	1/10	2/10	3/10
Maximum activity	N/A	0.000135	0.000124	0.000127	0.000123	0.000130	0.000139	0.000143	0.000148	0.000151	0.000164	0.000162
Technical specification limit	1.0	1.0	1.0	1.0	1.0	1.0	1.0	1.0	1.0	1.0	1.0	1.0
Indicator value	N/A	0	0	0	0	0	0	0	0	0	0	0

Reactor Coolant System Activity	4/10	5/10	6/10	7/10	8/10	9/10	10/10	11/10	12/10	1/11	2/11	3/11
Maximum activity	0.000163	0.000180	0.000171	0.000178	0.000178	0.000205	0.000350	N/A	0.000168	0.000094	0.000098	0.000100
Technical specification limit	1.0	1.0	1.0	1.0	1.0	1.0	1.0	1.0	1.0	1.0	1.0	1.0
Indicator value	0	0	0	0	0	0	0	N/A	0	0	0	0

Licensee Comments: none

## Reactor Coolant System Leakage



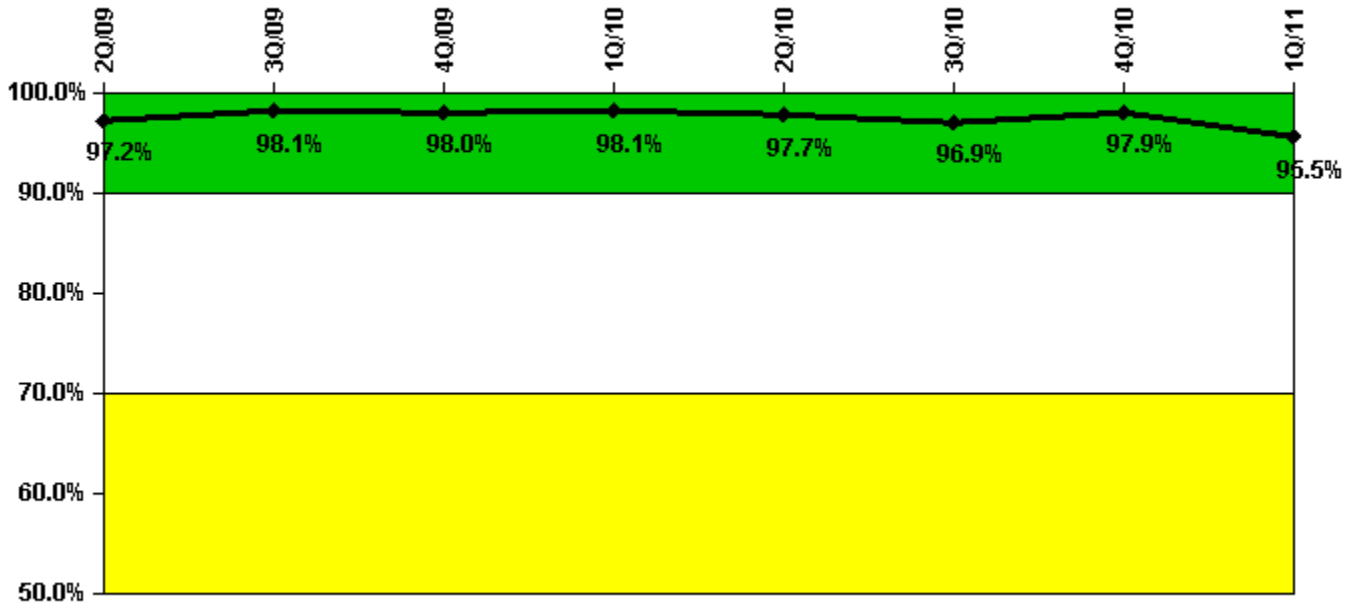
Thresholds: White > 50.0 Yellow > 100.0

### Notes

<b>Reactor Coolant System Leakage</b>	<b>4/09</b>	<b>5/09</b>	<b>6/09</b>	<b>7/09</b>	<b>8/09</b>	<b>9/09</b>	<b>10/09</b>	<b>11/09</b>	<b>12/09</b>	<b>1/10</b>	<b>2/10</b>	<b>3/10</b>
Maximum leakage	0.677	0.465	0.118	0.127	0.362	0.108	0.171	0.176	0.181	0.201	0.243	0.291
Technical specification limit	11.0	11.0	11.0	11.0	11.0	11.0	11.0	11.0	11.0	11.0	11.0	11.0
Indicator value	6.2	4.2	1.1	1.2	3.3	1.0	1.6	1.6	1.6	1.8	2.2	2.6
<b>Reactor Coolant System Leakage</b>	<b>4/10</b>	<b>5/10</b>	<b>6/10</b>	<b>7/10</b>	<b>8/10</b>	<b>9/10</b>	<b>10/10</b>	<b>11/10</b>	<b>12/10</b>	<b>1/11</b>	<b>2/11</b>	<b>3/11</b>
Maximum leakage	0.447	0.636	0.500	0.497	0.502	0.515	0.448	0.050	0.016	0.038	0.027	0.025
Technical specification limit	11.0	11.0	11.0	11.0	11.0	11.0	11.0	11.0	11.0	11.0	11.0	11.0
Indicator value	4.1	5.8	4.5	4.5	4.6	4.7	4.1	0.5	0.1	0.3	0.2	0.2

Licensee Comments: none

## Drill/Exercise Performance



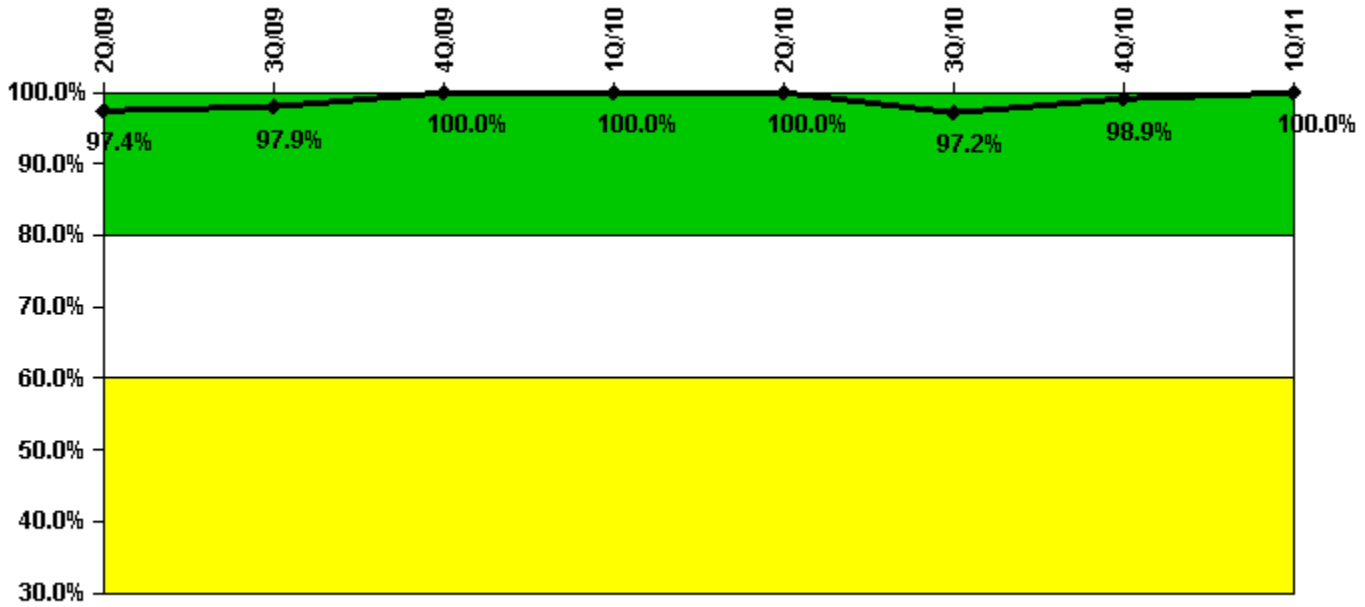
Thresholds: White < 90.0% Yellow < 70.0%

### Notes

Drill/Exercise Performance	2Q/09	3Q/09	4Q/09	1Q/10	2Q/10	3Q/10	4Q/10	1Q/11
Successful opportunities	5.0	82.0	16.0	12.0	26.0	29.0	19.0	44.0
Total opportunities	5.0	85.0	16.0	12.0	28.0	29.0	19.0	50.0
Indicator value	97.2%	98.1%	98.0%	98.1%	97.7%	96.9%	97.9%	95.5%

Licensee Comments: none

## ERO Drill Participation



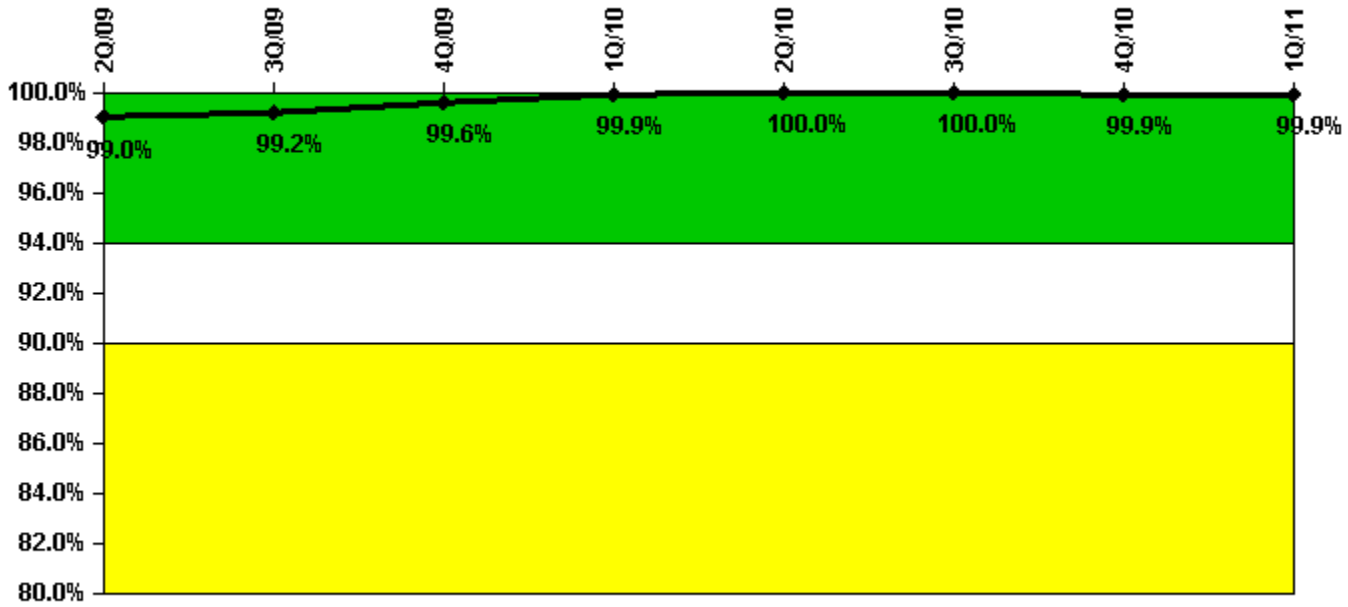
Thresholds: White < 80.0% Yellow < 60.0%

### Notes

ERO Drill Participation	2Q/09	3Q/09	4Q/09	1Q/10	2Q/10	3Q/10	4Q/10	1Q/11
Participating Key personnel	152.0	140.0	144.0	95.0	96.0	103.0	94.0	92.0
Total Key personnel	156.0	143.0	144.0	95.0	96.0	106.0	95.0	92.0
Indicator value	97.4%	97.9%	100.0%	100.0%	100.0%	97.2%	98.9%	100.0%

Licensee Comments: none

# Alert & Notification System



**Thresholds:** White < 94.0% Yellow < 90.0%

## Notes

Alert & Notification System	2Q/09	3Q/09	4Q/09	1Q/10	2Q/10	3Q/10	4Q/10	1Q/11
Successful siren-tests	1117	1190	1115	1119	1119	1118	1118	1119
Total sirens-tests	1119	1190	1116	1119	1119	1119	1120	1120
Indicator value	99.0%	99.2%	99.6%	99.9%	100.0%	100.0%	99.9%	99.9%

Licensee Comments: none

# Occupational Exposure Control Effectiveness



Thresholds: White > 2.0 Yellow > 5.0

## Notes

Occupational Exposure Control Effectiveness	2Q/09	3Q/09	4Q/09	1Q/10	2Q/10	3Q/10	4Q/10	1Q/11
High radiation area occurrences	0	0	0	0	0	0	0	0
Very high radiation area occurrences	0	0	0	0	0	0	0	0
Unintended exposure occurrences	0	0	0	0	0	0	0	0
<b>Indicator value</b>	<b>0</b>	<b>0</b>	<b>0</b>	<b>0</b>	<b>0</b>	<b>0</b>	<b>0</b>	<b>0</b>

Licensee Comments: none

---

# RETS/ODCM Radiological Effluent



Thresholds: White > 1.0 Yellow > 3.0

## Notes

RETS/ODCM Radiological Effluent	2Q/09	3Q/09	4Q/09	1Q/10	2Q/10	3Q/10	4Q/10	1Q/11
RETS/ODCM occurrences	0	0	0	0	0	0	0	0
Indicator value	0	0	0	0	0	0	0	0

Licensee Comments: none

[Security](#) information not publicly available.