

Susquehanna 2

4Q/2010 Performance Indicators

Licensee's General Comments: none

Unplanned Scrams per 7000 Critical Hrs



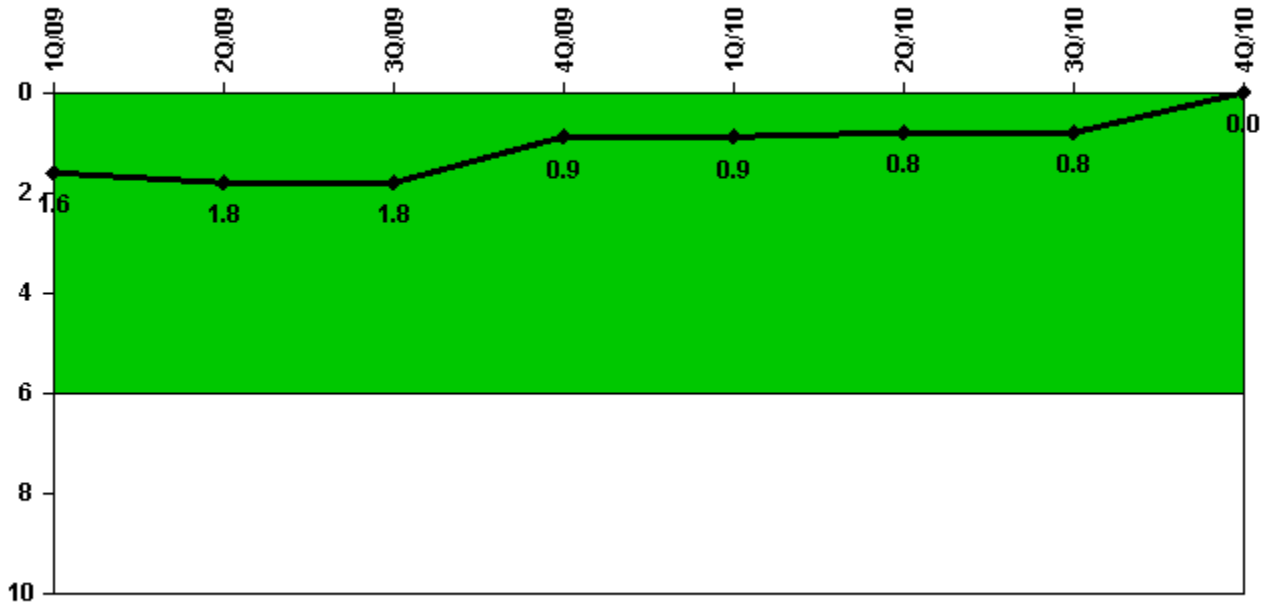
Thresholds: White > 3.0 Yellow > 6.0 Red > 25.0

Notes

Unplanned Scrams per 7000 Critical Hrs	1Q/09	2Q/09	3Q/09	4Q/09	1Q/10	2Q/10	3Q/10	4Q/10
Unplanned scrams	0	0	0	0	0	0	0	0
Critical hours	2159.0	1260.1	2208.0	2209.0	2159.0	2143.6	2208.0	2209.0
Indicator value	0	0	0	0	0	0	0	0

Licensee Comments: none

Unplanned Power Changes per 7000 Critical Hrs



Thresholds: White > 6.0

Notes

Unplanned Power Changes per 7000 Critical Hrs	1Q/09	2Q/09	3Q/09	4Q/09	1Q/10	2Q/10	3Q/10	4Q/10
Unplanned power changes	0	0	0	1.0	0	0	0	0
Critical hours	2159.0	1260.1	2208.0	2209.0	2159.0	2143.6	2208.0	2209.0
Indicator value	1.6	1.8	1.8	0.9	0.9	0.8	0.8	0

Licensee Comments: none

Unplanned Scrams with Complications



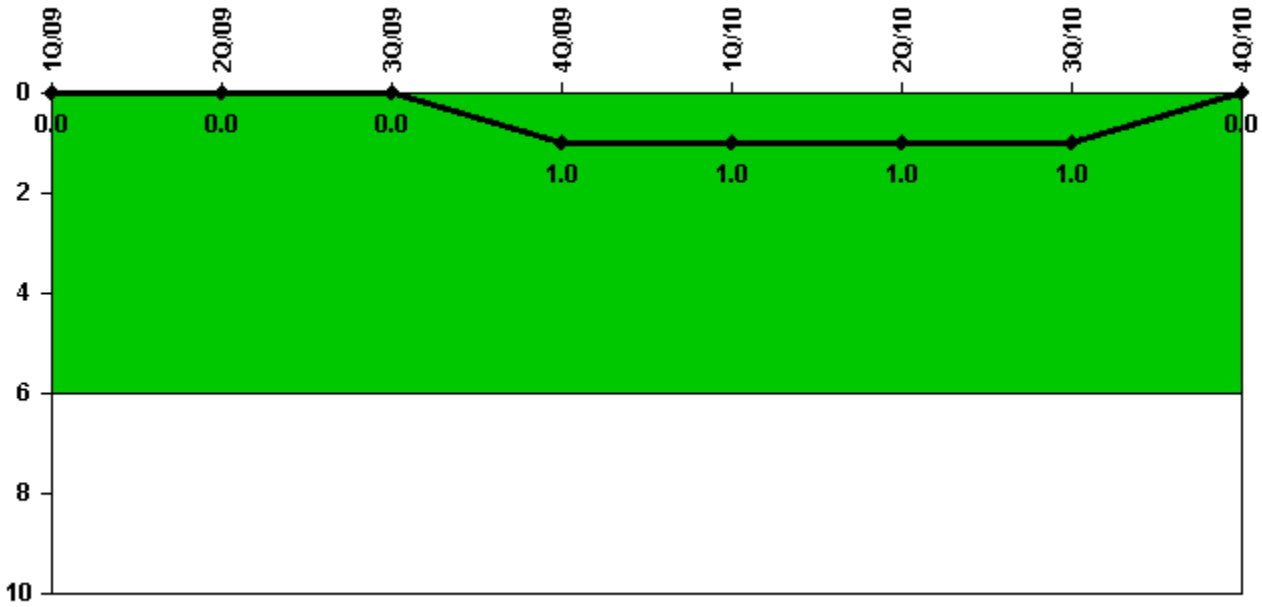
Thresholds: White > 1.0

Notes

Unplanned Scrams with Complications	1Q/09	2Q/09	3Q/09	4Q/09	1Q/10	2Q/10	3Q/10	4Q/10
Scrams with complications	0	0	0	0	0	0	0	0
Indicator value	0.0	0.0	0.0	0.0	0.0	0.0	0.0	0.0

Licensee Comments: none

Safety System Functional Failures (BWR)




Thresholds: White > 6.0

Notes

Safety System Functional Failures (BWR)	1Q/09	2Q/09	3Q/09	4Q/09	1Q/10	2Q/10	3Q/10	4Q/10
Safety System Functional Failures	0	0	0	1	0	0	0	0
Indicator value	0	0	0	1	1	1	1	0

Licensee Comments: none

Mitigating Systems Performance Index, Emergency AC Power System



Thresholds: White > 1.00E-6 Yellow > 1.00E-5 Red > 1.00E-4

Notes

Mitigating Systems Performance Index, Emergency AC Power System	1Q/09	2Q/09	3Q/09	4Q/09	1Q/10	2Q/10	3Q/10	4Q/10
UAI (Δ CDF)	-3.70E-08	-4.00E-08	-3.00E-08	-2.80E-08	-2.73E-08	-2.75E-08	-2.75E-08	-2.75E-08
URI (Δ CDF)	-6.20E-06	-6.20E-06	-6.20E-06	-6.20E-06	-6.28E-06	-6.16E-06	-6.11E-06	-6.10E-06
PLE	NO	NO	NO	NO	NO	NO	NO	NO
Indicator value	-6.24E-06	-6.24E-06	-6.23E-06	-6.23E-06	-6.30E-06	-6.20E-06	-6.10E-06	-6.10E-06

Licensee Comments:

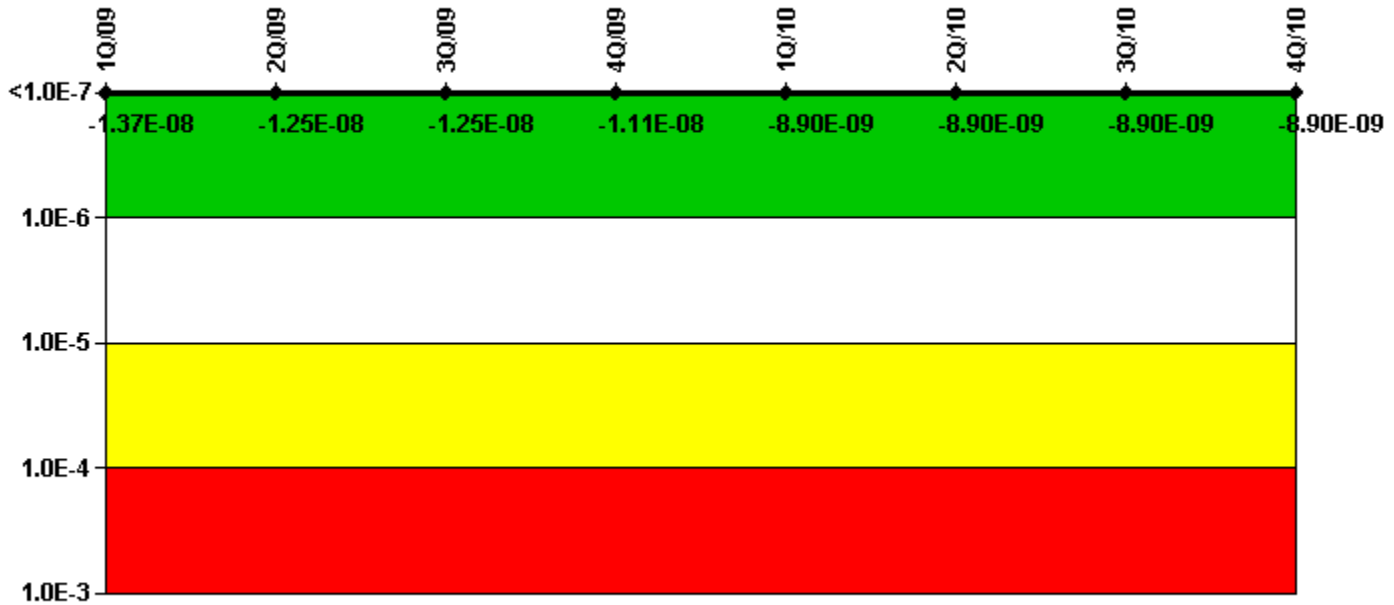
4Q/10: Risk Cap Invoked. Changed PRA Parameter(s). The Emergency Diesel Generator data previously reported for the first, second, and third quarters of 2010 is revised based on changed PRA parameters and the resulting revision to the MSPI coefficients in the SSES MSPI Basis Document. There is no safety significance associated with this change, and the color of the current Emergency Diesel Generator Performance Indicator remains Green.

3Q/10: Risk Cap Invoked. Changed PRA Parameter(s).

2Q/10: Risk Cap Invoked. Changed PRA Parameter(s).

1Q/10: Risk Cap Invoked. Changed PRA Parameter(s).

Mitigating Systems Performance Index, High Pressure Injection System



Thresholds: White > 1.00E-6 Yellow > 1.00E-5 Red > 1.00E-4

Notes

Mitigating Systems Performance Index, High Pressure Injection System	1Q/09	2Q/09	3Q/09	4Q/09	1Q/10	2Q/10	3Q/10	4Q/10
UAI (Δ CDF)	-5.10E-09	-4.50E-09	-4.50E-09	-4.50E-09	-3.58E-09	-3.58E-09	-3.58E-09	-3.58E-09
URI (Δ CDF)	-8.60E-09	-8.00E-09	-8.00E-09	-6.60E-09	-5.33E-09	-5.33E-09	-5.33E-09	-5.32E-09
PLE	NO	NO	NO	NO	NO	NO	NO	NO
Indicator value	-1.37E-08	-1.25E-08	-1.25E-08	-1.11E-08	-8.90E-09	-8.90E-09	-8.90E-09	-8.90E-09

Licensee Comments:


4Q/10: Changed PRA Parameter(s). The High Pressure Coolant Injection data previously reported for the first, second, and third quarters of 2010 is revised based on changed PRA parameters and the resulting revision to the MSPI coefficients in the SSES MSPI Basis Document. There is no safety significance associated with this change, and the color of the current High Pressure Coolant Injection Performance Indicator remains Green.

3Q/10: Changed PRA Parameter(s).

2Q/10: Changed PRA Parameter(s).

1Q/10: Changed PRA Parameter(s).

Mitigating Systems Performance Index, Heat Removal System



Thresholds: White > 1.00E-6 Yellow > 1.00E-5 Red > 1.00E-4

Notes

Mitigating Systems Performance Index, Heat Removal System	1Q/09	2Q/09	3Q/09	4Q/09	1Q/10	2Q/10	3Q/10	4Q/10
UAI (Δ CDF)	-7.10E-09	-7.00E-09	-7.10E-09	-1.00E-08	-3.73E-09	-3.73E-09	-3.73E-09	-3.73E-09
URI (Δ CDF)	-1.50E-08	-1.50E-08	-1.50E-08	-1.50E-08	-6.19E-09	-6.19E-09	-6.19E-09	-6.19E-09
PLE	NO	NO	NO	NO	NO	NO	NO	NO
Indicator value	-2.21E-08	-2.20E-08	-2.21E-08	-2.50E-08	-9.90E-09	-9.90E-09	-9.90E-09	-9.90E-09

Licensee Comments:

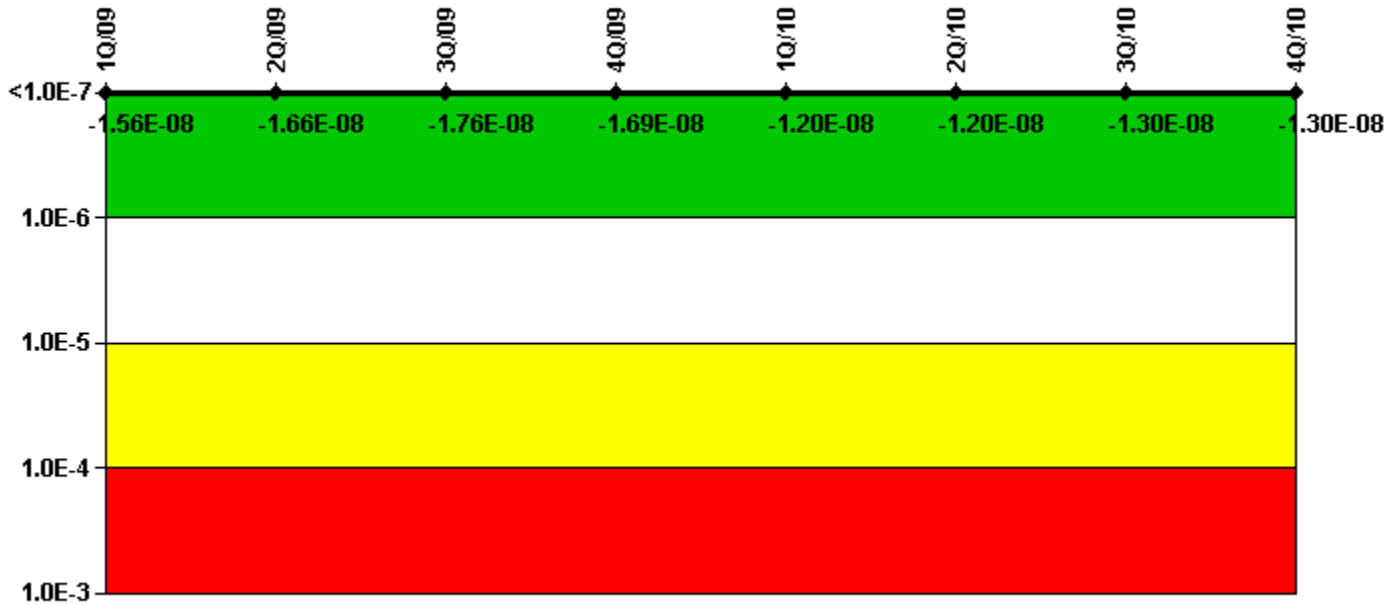
4Q/10: Changed PRA Parameter(s). The Reactor Core Isolation Cooling data previously reported for the first, second, and third quarters of 2010 is revised based on changed PRA parameters and the resulting revision to the MSPI coefficients in the SSES MSPI Basis Document. There is no safety significance associated with this change, and the color of the current Reactor Core Isolation Cooling Performance Indicator remains Green.

3Q/10: Changed PRA Parameter(s).

2Q/10: Changed PRA Parameter(s).

1Q/10: Changed PRA Parameter(s).

Mitigating Systems Performance Index, Residual Heat Removal System



Thresholds: White > 1.00E-6 Yellow > 1.00E-5 Red > 1.00E-4

Notes

Mitigating Systems Performance Index, Residual Heat Removal System	1Q/09	2Q/09	3Q/09	4Q/09	1Q/10	2Q/10	3Q/10	4Q/10
UAI (Δ CDF)	-5.80E-10	-5.50E-10	-5.50E-10	-9.00E-10	-3.02E-10	-4.02E-10	-4.02E-10	-1.51E-10
URI (Δ CDF)	-1.50E-08	-1.60E-08	-1.70E-08	-1.60E-08	-1.18E-08	-1.19E-08	-1.27E-08	-1.30E-08
PLE	NO	NO	NO	NO	NO	NO	NO	NO
Indicator value	-1.56E-08	-1.66E-08	-1.76E-08	-1.69E-08	-1.20E-08	-1.20E-08	-1.30E-08	-1.30E-08

Licensee Comments:

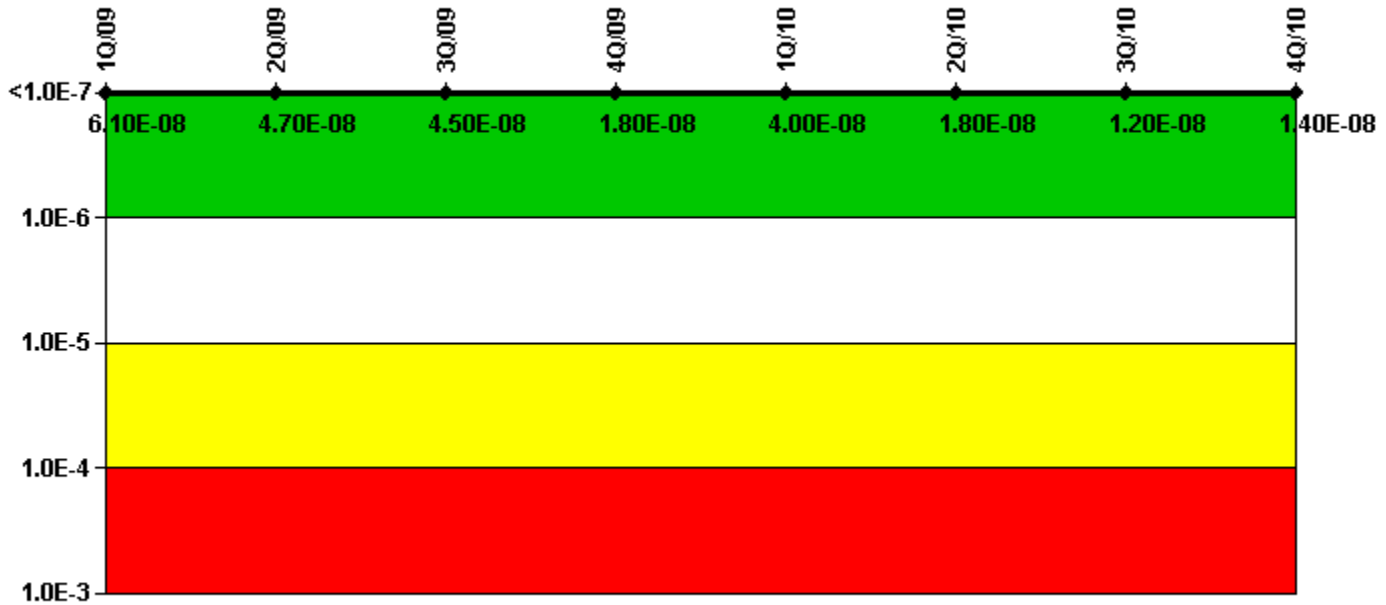
4Q/10: Changed PRA Parameter(s). The Residual Heat Removal data previously reported for the first, second, and third quarters of 2010 is revised based on changed PRA parameters and the resulting revision to the MSPI coefficients in the SSES MSPI Basis Document. There is no safety significance associated with this change, and the color of the current Residual Heat Removal Performance Indicator remains Green.

3Q/10: Changed PRA Parameter(s).

2Q/10: Changed PRA Parameter(s).

1Q/10: Changed PRA Parameter(s).

Mitigating Systems Performance Index, Cooling Water Systems



Thresholds: White > 1.00E-6 Yellow > 1.00E-5 Red > 1.00E-4

Notes

Mitigating Systems Performance Index, Cooling Water Systems	1Q/09	2Q/09	3Q/09	4Q/09	1Q/10	2Q/10	3Q/10	4Q/10
UAI (Δ CDF)	7.40E-08	6.90E-08	6.60E-08	5.60E-08	6.77E-08	4.57E-08	3.99E-08	4.13E-08
URI (Δ CDF)	-1.30E-08	-2.20E-08	-2.10E-08	-3.80E-08	-2.77E-08	-2.77E-08	-2.76E-08	-2.75E-08
PLE	NO	NO	NO	NO	NO	NO	NO	NO
Indicator value	6.10E-08	4.70E-08	4.50E-08	1.80E-08	4.00E-08	1.80E-08	1.20E-08	1.40E-08

Licensee Comments:

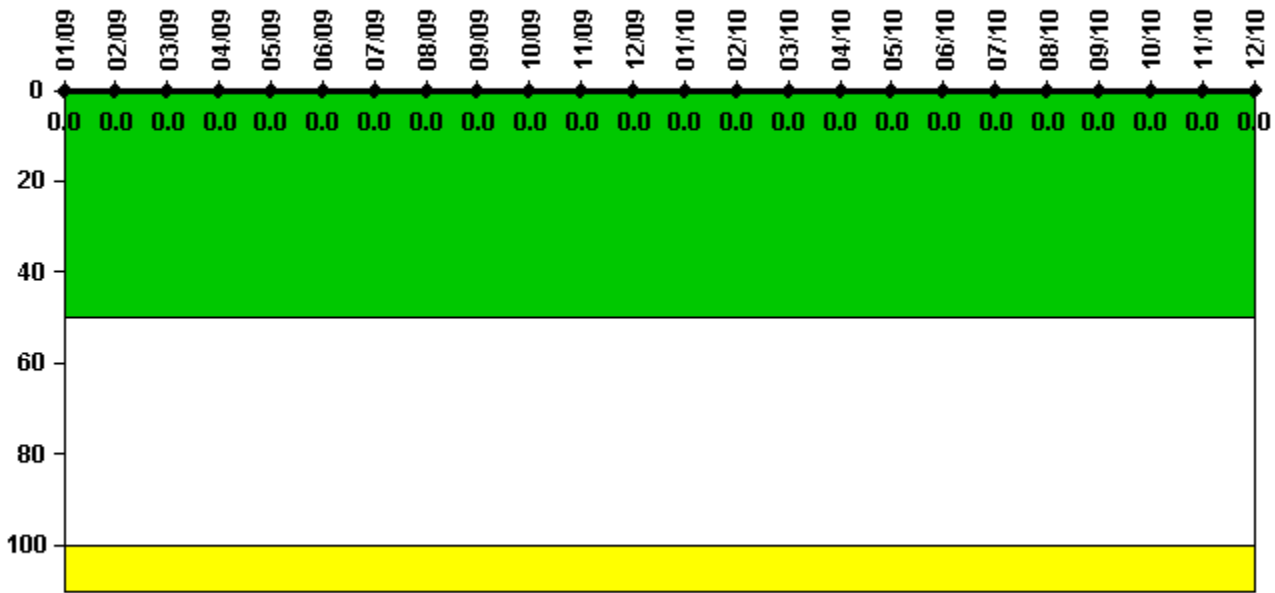
4Q/10: Changed PRA Parameter(s). The Residual Heat Removal Service Water / Emergency Service Water data previously reported for the first, second, and third quarters of 2010 is revised based on changed PRA parameters and the resulting revision to the MSPI coefficients in the SSES MSPI Basis Document. There is no safety significance associated with this change, and the color of the current Residual Heat Removal Service Water / Emergency Service Water Performance Indicator remains Green.

3Q/10: Changed PRA Parameter(s).

2Q/10: Changed PRA Parameter(s).

1Q/10: Changed PRA Parameter(s).

Reactor Coolant System Activity



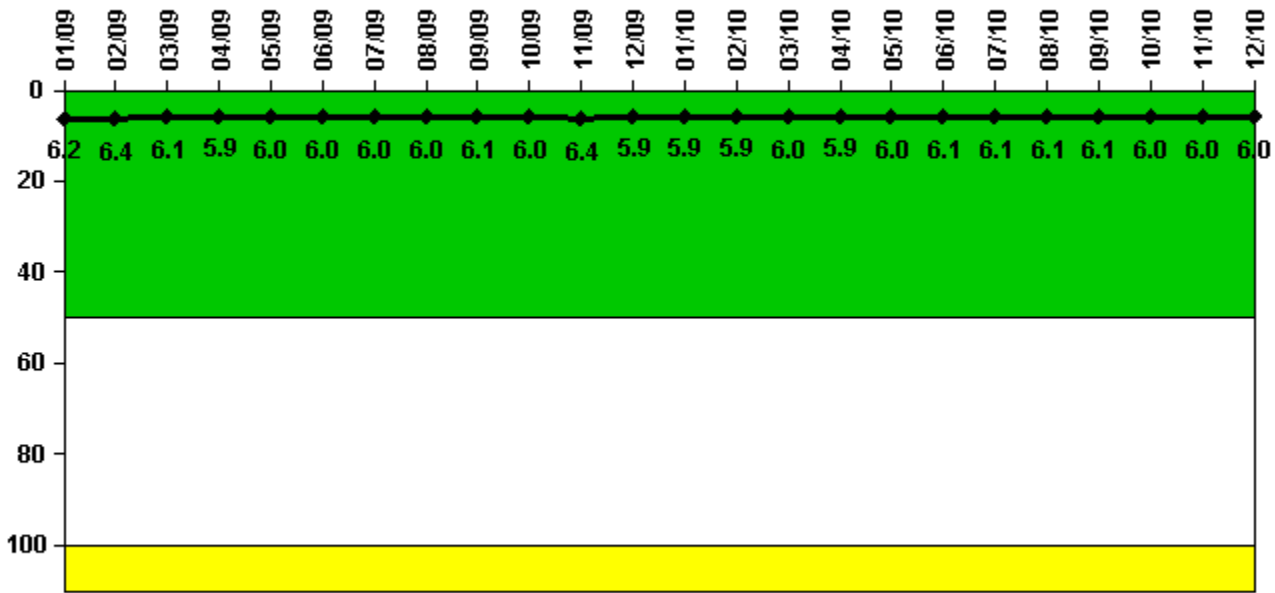
Thresholds: White > 50.0 Yellow > 100.0

Notes

Reactor Coolant System Activity	1/09	2/09	3/09	4/09	5/09	6/09	7/09	8/09	9/09	10/09	11/09	12/09
Maximum activity	0.000009	0.000008	0.000010	0.000009	0.000005	0.000005	0.000005	0.000005	0.000006	0.000005	0.000007	0.000008
Technical specification limit	0.2	0.2	0.2	0.2	0.2	0.2	0.2	0.2	0.2	0.2	0.2	0.2
Indicator value	0	0	0	0	0	0	0	0	0	0	0	0
Reactor Coolant System Activity	1/10	2/10	3/10	4/10	5/10	6/10	7/10	8/10	9/10	10/10	11/10	12/10
Maximum activity	0.000006	0.000008	0.000006	0.000007	0.000006	0.000007	0.000007	0.000006	0.000008	0.000007	0.000008	0.000008
Technical specification limit	0.2	0.2	0.2	0.2	0.2	0.2	0.2	0.2	0.2	0.2	0.2	0.2
Indicator value	0	0	0	0	0	0	0	0	0	0	0	0

Licensee Comments: none

Reactor Coolant System Leakage



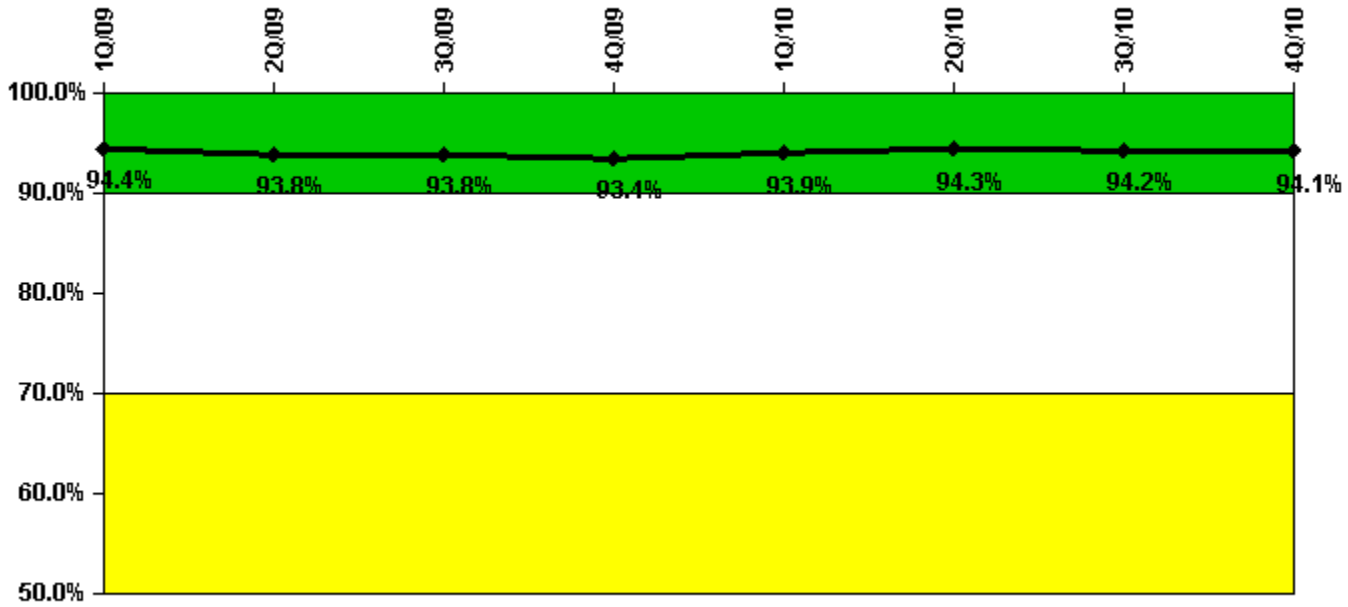
Thresholds: White > 50.0 Yellow > 100.0

Notes

Reactor Coolant System Leakage	1/09	2/09	3/09	4/09	5/09	6/09	7/09	8/09	9/09	10/09	11/09	12/09
Maximum leakage	1.540	1.610	1.530	1.480	1.500	1.500	1.510	1.510	1.530	1.490	1.600	1.480
Technical specification limit	25.0	25.0	25.0	25.0	25.0	25.0	25.0	25.0	25.0	25.0	25.0	25.0
Indicator value	6.2	6.4	6.1	5.9	6.0	6.0	6.0	6.0	6.1	6.0	6.4	5.9
Reactor Coolant System Leakage	1/10	2/10	3/10	4/10	5/10	6/10	7/10	8/10	9/10	10/10	11/10	12/10
Maximum leakage	1.480	1.480	1.490	1.480	1.490	1.520	1.520	1.530	1.520	1.510	1.510	1.500
Technical specification limit	25.0	25.0	25.0	25.0	25.0	25.0	25.0	25.0	25.0	25.0	25.0	25.0
Indicator value	5.9	5.9	6.0	5.9	6.0	6.1	6.1	6.1	6.1	6.0	6.0	6.0

Licensee Comments: none

Drill/Exercise Performance



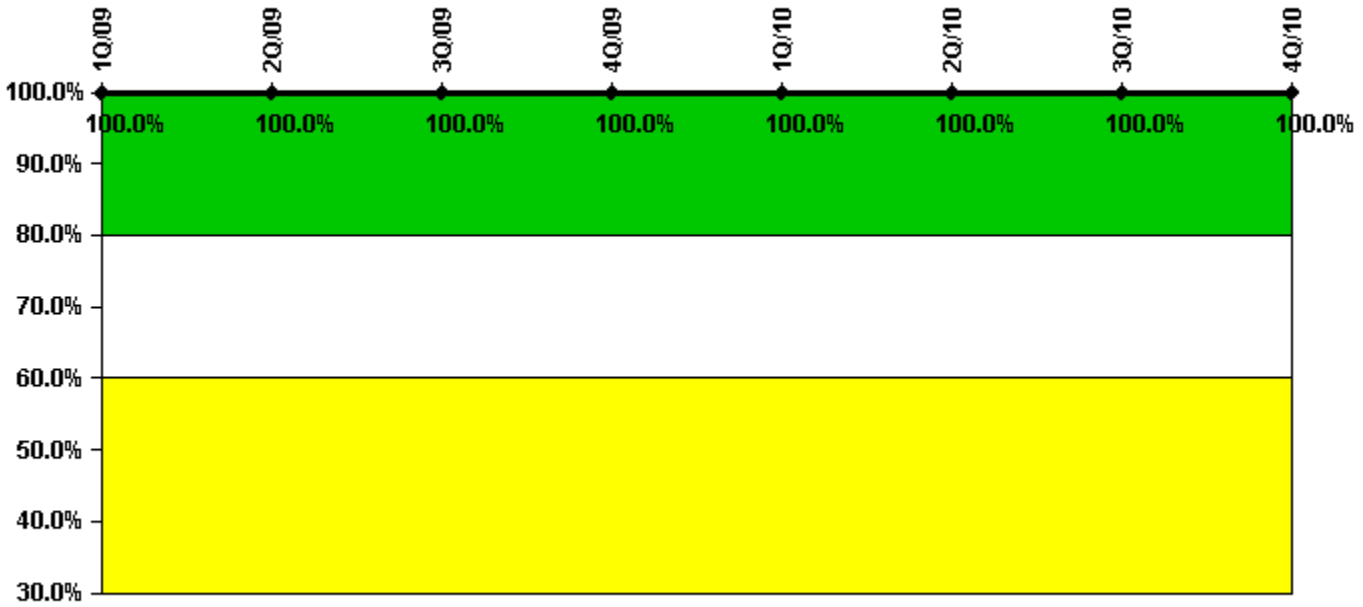
Thresholds: White < 90.0% Yellow < 70.0%

Notes

Drill/Exercise Performance	1Q/09	2Q/09	3Q/09	4Q/09	1Q/10	2Q/10	3Q/10	4Q/10
Successful opportunities	9.0	19.0	31.0	16.0	30.0	67.0	35.0	18.0
Total opportunities	13.0	20.0	32.0	17.0	31.0	69.0	36.0	21.0
Indicator value	94.4%	93.8%	93.8%	93.4%	93.9%	94.3%	94.2%	94.1%

License Comments: none

ERO Drill Participation



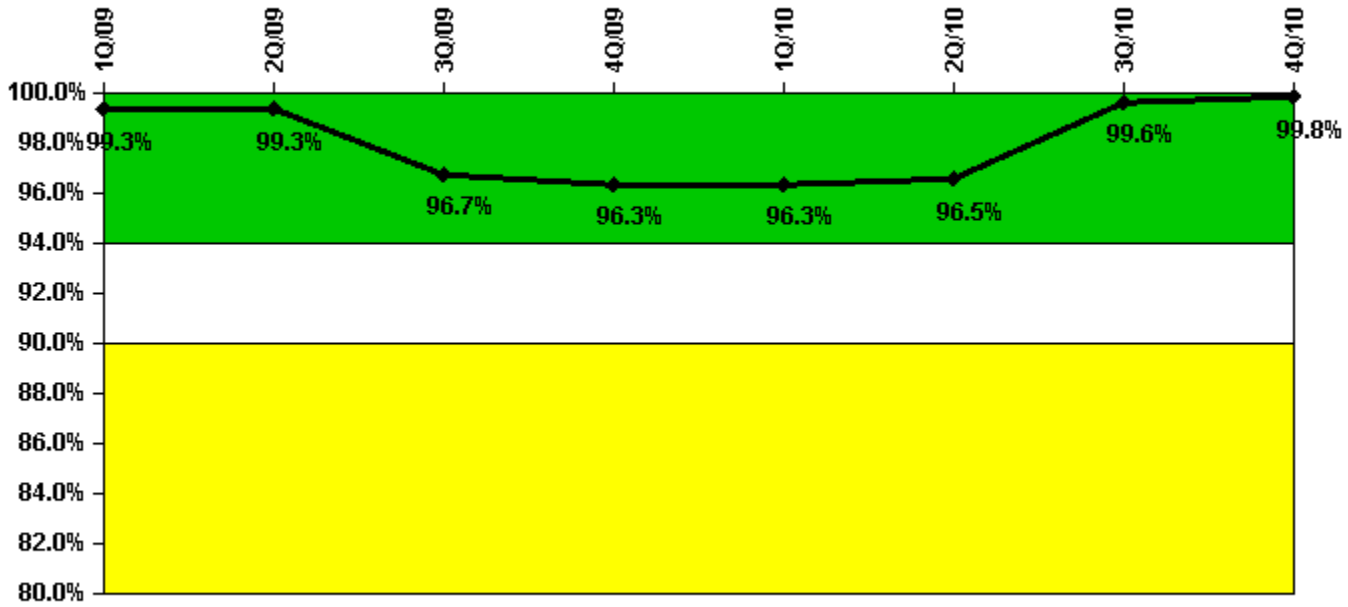
Thresholds: White < 80.0% Yellow < 60.0%

Notes

ERO Drill Participation	1Q/09	2Q/09	3Q/09	4Q/09	1Q/10	2Q/10	3Q/10	4Q/10
Participating Key personnel	68.0	69.0	69.0	70.0	69.0	69.0	68.0	68.0
Total Key personnel	68.0	69.0	69.0	70.0	69.0	69.0	68.0	68.0
Indicator value	100.0%	100.0%	100.0%	100.0%	100.0%	100.0%	100.0%	100.0%

Licensee Comments: none

Alert & Notification System



Thresholds: White < 94.0% Yellow < 90.0%

Notes

Alert & Notification System	1Q/09	2Q/09	3Q/09	4Q/09	1Q/10	2Q/10	3Q/10	4Q/10
Successful siren-tests	532	603	531	602	532	608	605	606
Total sirens-tests	532	608	608	608	532	608	608	608
Indicator value	99.3%	99.3%	96.7%	96.3%	96.3%	96.5%	99.6%	99.8%

Licensee Comments: none

Occupational Exposure Control Effectiveness



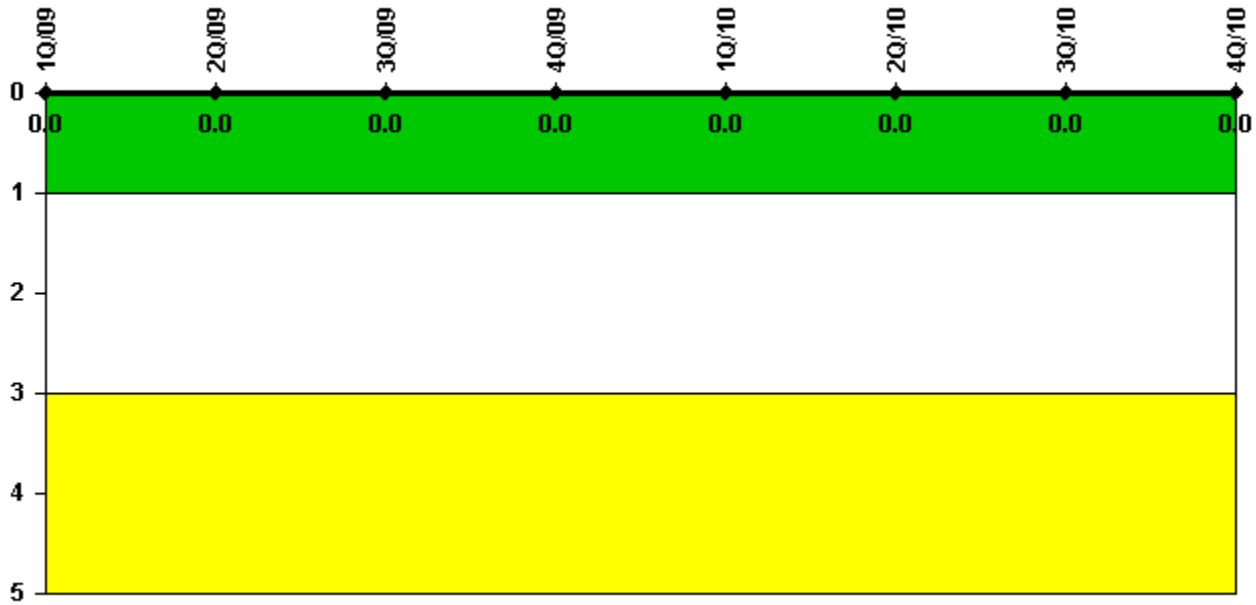
Thresholds: White > 2.0 Yellow > 5.0

Notes

Occupational Exposure Control Effectiveness	1Q/09	2Q/09	3Q/09	4Q/09	1Q/10	2Q/10	3Q/10	4Q/10
High radiation area occurrences	0	0	0	0	0	0	0	0
Very high radiation area occurrences	0	0	0	0	0	0	0	0
Unintended exposure occurrences	0	0	0	0	0	0	0	0
Indicator value	0	0	0	0	0	0	0	0

Licensee Comments: none

RETS/ODCM Radiological Effluent



Thresholds: White > 1.0 Yellow > 3.0

Notes

RETS/ODCM Radiological Effluent	1Q/09	2Q/09	3Q/09	4Q/09	1Q/10	2Q/10	3Q/10	4Q/10
RETS/ODCM occurrences	0	0	0	0	0	0	0	0
Indicator value	0	0	0	0	0	0	0	0

Licensee Comments: none

[Security](#) information not publicly available.