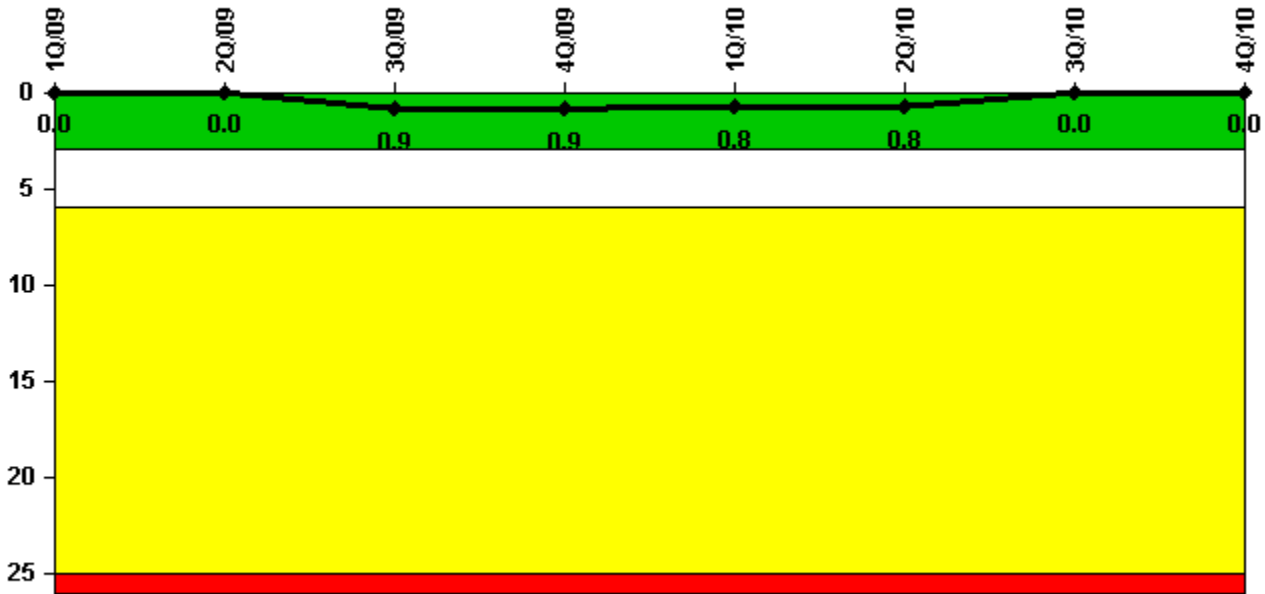


La Salle 2

4Q/2010 Performance Indicators

Licensee's General Comments: none

Unplanned Scrams per 7000 Critical Hrs



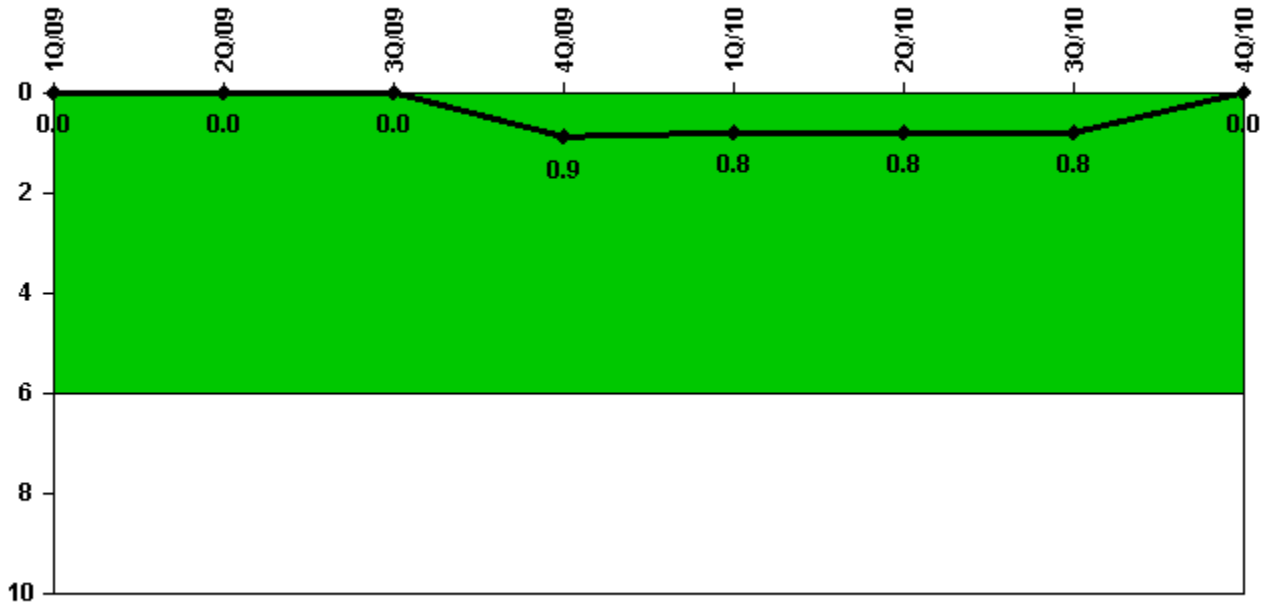
Thresholds: White > 3.0 Yellow > 6.0 Red > 25.0

Notes

Unplanned Scrams per 7000 Critical Hrs	1Q/09	2Q/09	3Q/09	4Q/09	1Q/10	2Q/10	3Q/10	4Q/10
Unplanned scrams	0	0	1.0	0	0	0	0	0
Critical hours	1653.2	2184.0	2127.2	2154.3	2159.0	2184.0	2208.0	2209.0
Indicator value	0	0	0.9	0.9	0.8	0.8	0	0

Licensee Comments: none

Unplanned Power Changes per 7000 Critical Hrs



Thresholds: White > 6.0

Notes

Unplanned Power Changes per 7000 Critical Hrs	1Q/09	2Q/09	3Q/09	4Q/09	1Q/10	2Q/10	3Q/10	4Q/10
Unplanned power changes	0	0	0	1.0	0	0	0	0
Critical hours	1653.2	2184.0	2127.2	2154.3	2159.0	2184.0	2208.0	2209.0
Indicator value	0	0	0	0.9	0.8	0.8	0.8	0

Licensee Comments: none

Unplanned Scrams with Complications



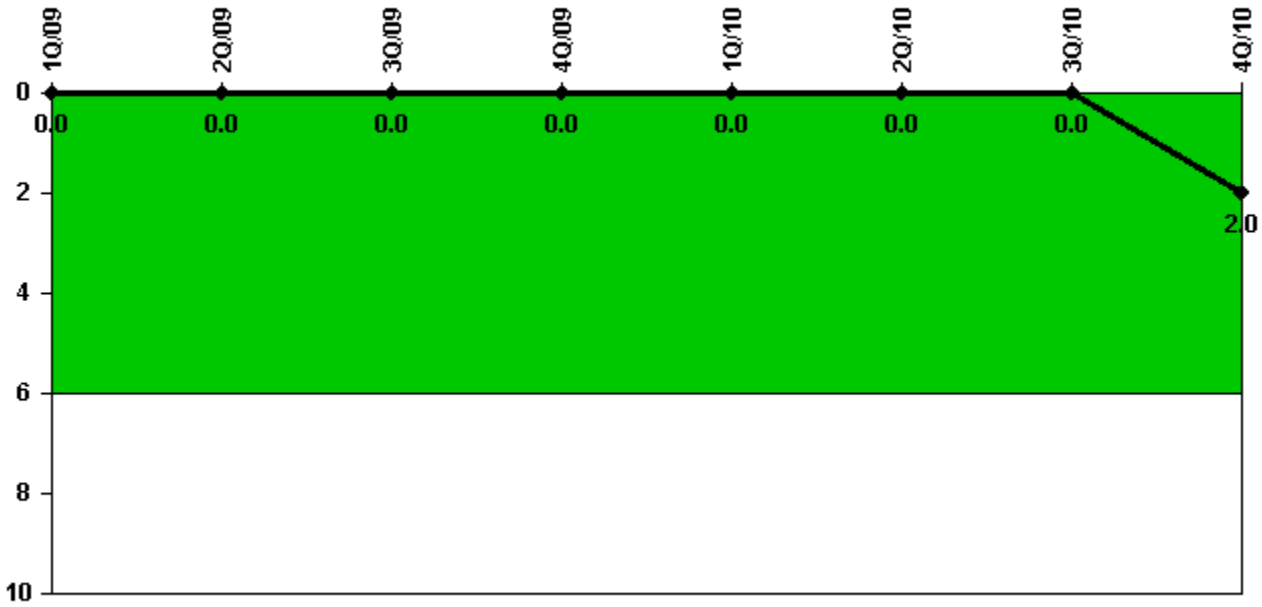
Thresholds: White > 1.0

Notes

Unplanned Scrams with Complications	1Q/09	2Q/09	3Q/09	4Q/09	1Q/10	2Q/10	3Q/10	4Q/10
Scrams with complications	0	0	0	0	0	0	0	0
Indicator value	0.0	0.0	0.0	0.0	0.0	0.0	0.0	0.0

Licensee Comments: none

Safety System Functional Failures (BWR)




Thresholds: White > 6.0

Notes

Safety System Functional Failures (BWR)	1Q/09	2Q/09	3Q/09	4Q/09	1Q/10	2Q/10	3Q/10	4Q/10
Safety System Functional Failures	0	0	0	0	0	0	0	2
Indicator value	0	0	0	0	0	0	0	2

Licensee Comments: none

Mitigating Systems Performance Index, Emergency AC Power System




Thresholds: White > 1.00E-6 Yellow > 1.00E-5 Red > 1.00E-4

Notes

Mitigating Systems Performance Index, Emergency AC Power System	1Q/09	2Q/09	3Q/09	4Q/09	1Q/10	2Q/10	3Q/10	4Q/10
UAI (Δ CDF)	-3.00E-09	-3.00E-09	-3.00E-09	-3.00E-09	-2.23E-09	-2.23E-09	-3.99E-09	-3.99E-09
URI (Δ CDF)	1.00E-07	1.00E-07	9.80E-08	1.10E-08	1.18E-08	1.17E-08	-2.25E-08	-2.25E-08
PLE	NO	NO	NO	NO	NO	NO	NO	NO
Indicator value	9.70E-08	9.70E-08	9.50E-08	8.00E-09	9.60E-09	9.50E-09	-2.70E-08	-2.70E-08

Licensee Comments: none

Mitigating Systems Performance Index, High Pressure Injection System



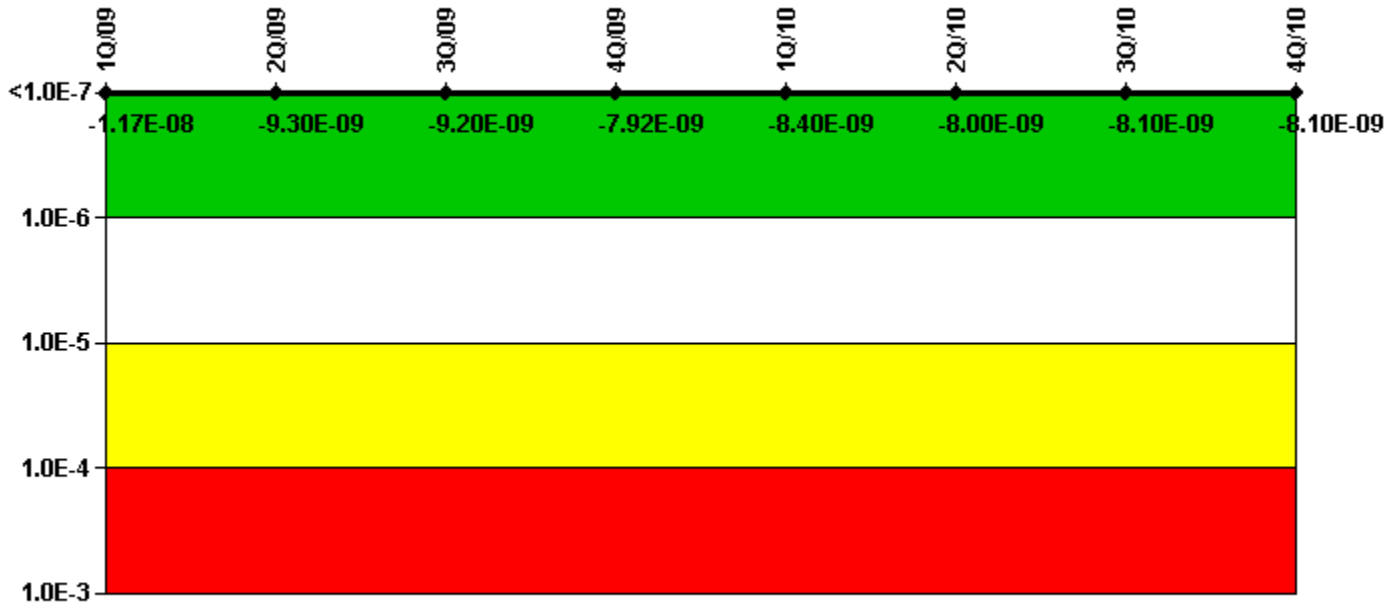
Thresholds: White > 1.00E-6 Yellow > 1.00E-5 Red > 1.00E-4

Notes

Mitigating Systems Performance Index, High Pressure Injection System	1Q/09	2Q/09	3Q/09	4Q/09	1Q/10	2Q/10	3Q/10	4Q/10
UAI (Δ CDF)	-2.80E-09	-2.80E-09	-2.80E-09	-2.80E-09	-2.20E-09	-2.20E-09	-2.20E-09	-2.20E-09
URI (Δ CDF)	-2.10E-08	-2.10E-08	-2.20E-08	-2.20E-08	-2.08E-08	-2.08E-08	-2.08E-08	-2.08E-08
PLE	NO	NO	NO	NO	NO	NO	NO	NO
Indicator value	-2.38E-08	-2.38E-08	-2.48E-08	-2.48E-08	-2.30E-08	-2.30E-08	-2.30E-08	-2.30E-08

Licensee Comments: none

Mitigating Systems Performance Index, Heat Removal System



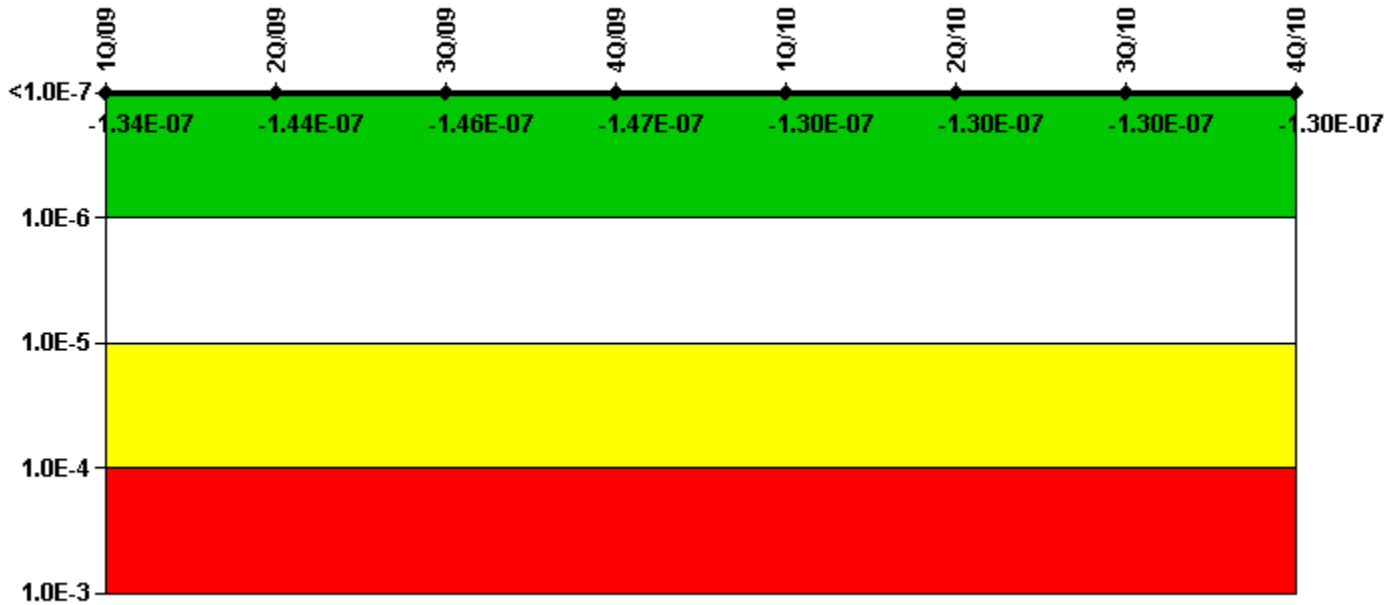
Thresholds: White > 1.00E-6 Yellow > 1.00E-5 Red > 1.00E-4

Notes

Mitigating Systems Performance Index, Heat Removal System	1Q/09	2Q/09	3Q/09	4Q/09	1Q/10	2Q/10	3Q/10	4Q/10
UAI (Δ CDF)	-4.70E-09	-2.20E-09	-2.10E-09	-7.20E-10	-1.60E-09	-1.23E-09	-1.30E-09	-1.30E-09
URI (Δ CDF)	-7.00E-09	-7.10E-09	-7.10E-09	-7.20E-09	-6.77E-09	-6.77E-09	-6.78E-09	-6.78E-09
PLE	NO	NO	NO	NO	NO	NO	NO	NO
Indicator value	-1.17E-08	-9.30E-09	-9.20E-09	-7.92E-09	-8.40E-09	-8.00E-09	-8.10E-09	-8.10E-09

Licensee Comments: none

Mitigating Systems Performance Index, Residual Heat Removal System




Thresholds: White > 1.00E-6 Yellow > 1.00E-5 Red > 1.00E-4

Notes

Mitigating Systems Performance Index, Residual Heat Removal System	1Q/09	2Q/09	3Q/09	4Q/09	1Q/10	2Q/10	3Q/10	4Q/10
UAI (Δ CDF)	-4.90E-08	-5.80E-08	-5.80E-08	-5.80E-08	-4.99E-08	-4.99E-08	-4.99E-08	-4.99E-08
URI (Δ CDF)	-8.50E-08	-8.60E-08	-8.80E-08	-8.90E-08	-8.15E-08	-8.15E-08	-8.15E-08	-8.15E-08
PLE	NO	NO	NO	NO	NO	NO	NO	NO
Indicator value	-1.34E-07	-1.44E-07	-1.46E-07	-1.47E-07	-1.30E-07	-1.30E-07	-1.30E-07	-1.30E-07

Licensee Comments: none

Mitigating Systems Performance Index, Cooling Water Systems



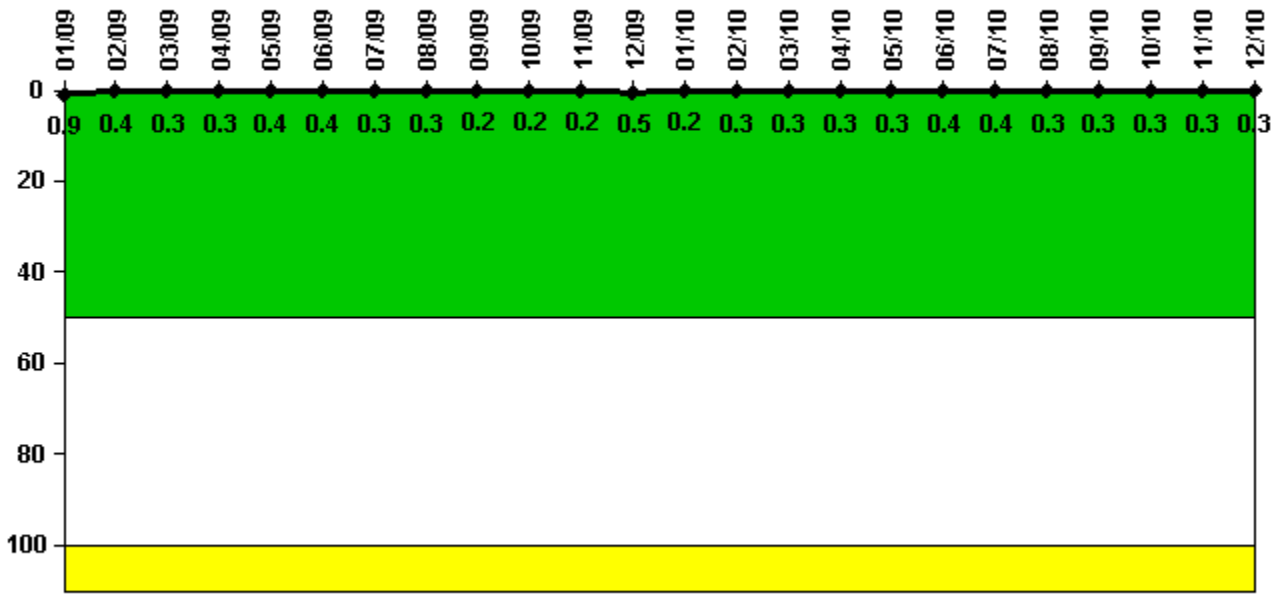
Thresholds: White > 1.00E-6 Yellow > 1.00E-5 Red > 1.00E-4

Notes

Mitigating Systems Performance Index, Cooling Water Systems	1Q/09	2Q/09	3Q/09	4Q/09	1Q/10	2Q/10	3Q/10	4Q/10
UAI (Δ CDF)	0.00E+00	0.00E+00	2.00E-08	2.00E-08	1.29E-08	4.92E-09	4.92E-09	1.17E-08
URI (Δ CDF)	-1.10E-07	-1.10E-07	-1.10E-07	-1.10E-07	-1.04E-07	-1.04E-07	-1.04E-07	-1.04E-07
PLE	NO	NO	NO	NO	NO	NO	NO	NO
Indicator value	-1.10E-07	-1.10E-07	-9.00E-08	-9.00E-08	-9.10E-08	-9.90E-08	-9.90E-08	-9.20E-08

Licensee Comments: none

Reactor Coolant System Activity



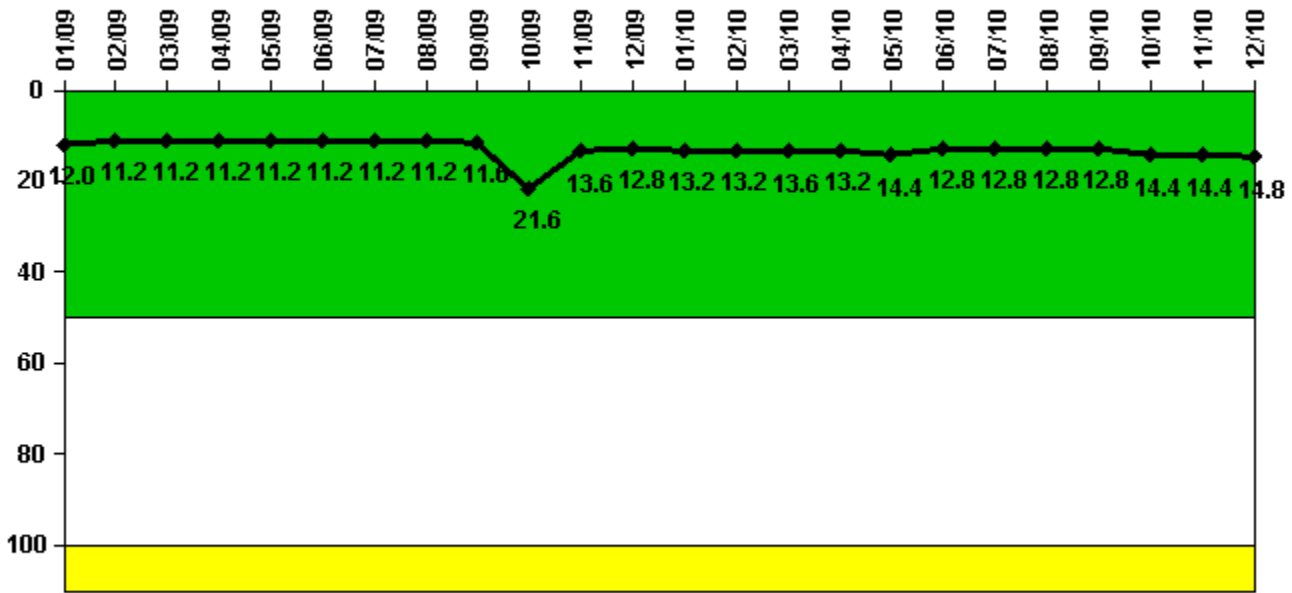
Thresholds: White > 50.0 Yellow > 100.0

Notes

Reactor Coolant System Activity	1/09	2/09	3/09	4/09	5/09	6/09	7/09	8/09	9/09	10/09	11/09	12/09
Maximum activity	0.001800	0.000796	0.000646	0.000570	0.000711	0.000791	0.000632	0.000572	0.000447	0.000430	0.000363	0.001010
Technical specification limit	0.2	0.2	0.2	0.2	0.2	0.2	0.2	0.2	0.2	0.2	0.2	0.2
Indicator value	0.9	0.4	0.3	0.3	0.4	0.4	0.3	0.3	0.2	0.2	0.2	0.5
Reactor Coolant System Activity	1/10	2/10	3/10	4/10	5/10	6/10	7/10	8/10	9/10	10/10	11/10	12/10
Maximum activity	0.000468	0.000550	0.000607	0.000595	0.000556	0.000836	0.000713	0.000601	0.000596	0.000597	0.000592	0.000622
Technical specification limit	0.2	0.2	0.2	0.2	0.2	0.2	0.2	0.2	0.2	0.2	0.2	0.2
Indicator value	0.2	0.3	0.3	0.3	0.3	0.4	0.4	0.3	0.3	0.3	0.3	0.3

License Comments: none

Reactor Coolant System Leakage



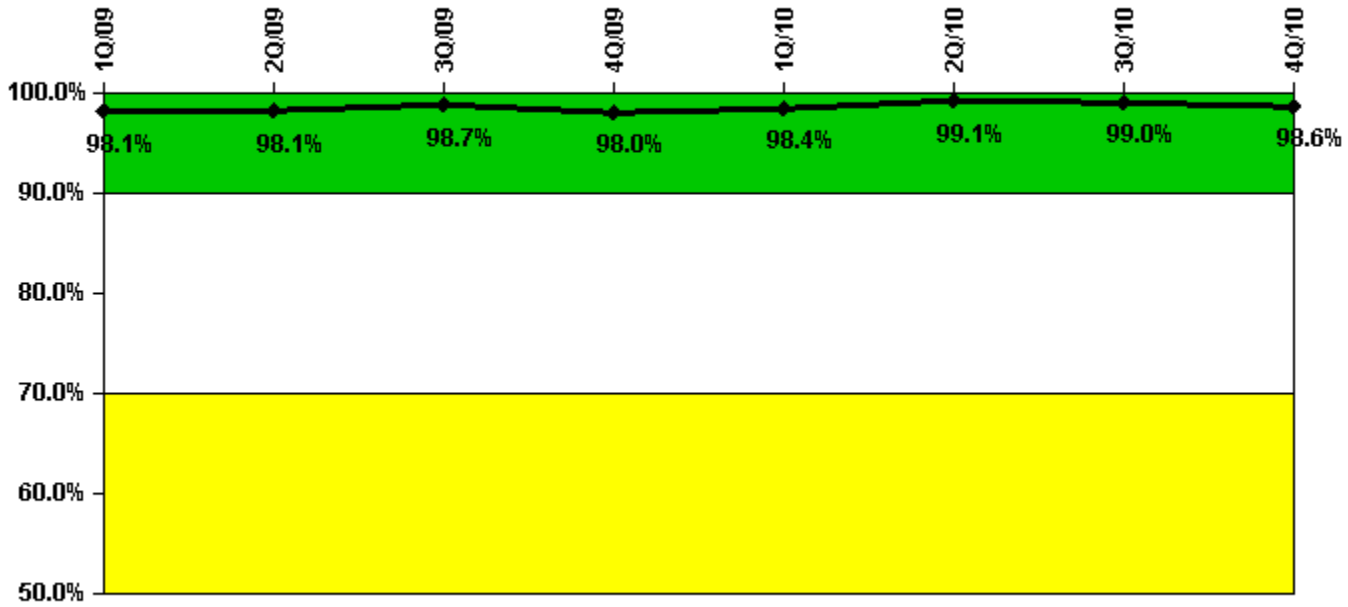
Thresholds: White > 50.0 Yellow > 100.0

Notes

Reactor Coolant System Leakage	1/09	2/09	3/09	4/09	5/09	6/09	7/09	8/09	9/09	10/09	11/09	12/09
Maximum leakage	3.000	2.800	2.800	2.800	2.800	2.800	2.800	2.800	2.900	5.400	3.400	3.200
Technical specification limit	25.0	25.0	25.0	25.0	25.0	25.0	25.0	25.0	25.0	25.0	25.0	25.0
Indicator value	12.0	11.2	11.2	11.2	11.2	11.2	11.2	11.2	11.6	21.6	13.6	12.8
Reactor Coolant System Leakage	1/10	2/10	3/10	4/10	5/10	6/10	7/10	8/10	9/10	10/10	11/10	12/10
Maximum leakage	3.300	3.300	3.400	3.300	3.600	3.200	3.200	3.200	3.200	3.600	3.600	3.700
Technical specification limit	25.0	25.0	25.0	25.0	25.0	25.0	25.0	25.0	25.0	25.0	25.0	25.0
Indicator value	13.2	13.2	13.6	13.2	14.4	12.8	12.8	12.8	12.8	14.4	14.4	14.8

Licensee Comments: none

Drill/Exercise Performance



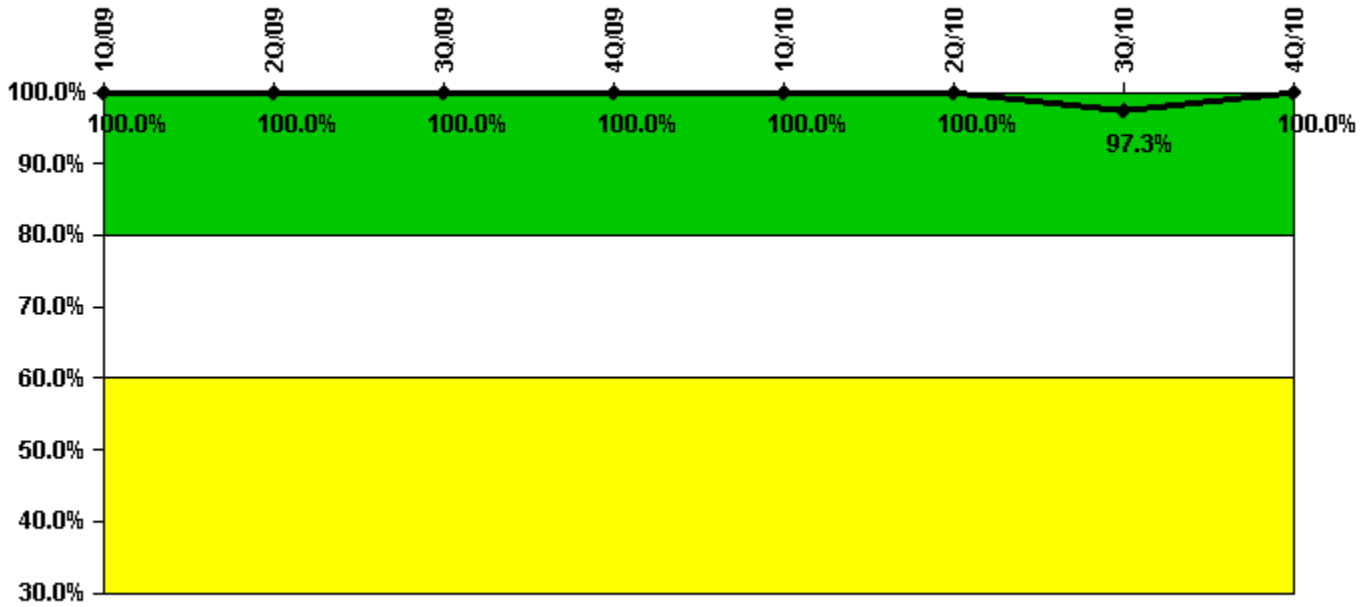
Thresholds: White < 90.0% Yellow < 70.0%

Notes

Drill/Exercise Performance	1Q/09	2Q/09	3Q/09	4Q/09	1Q/10	2Q/10	3Q/10	4Q/10
Successful opportunities	20.0	44.0	48.0	44.0	20.0	55.0	16.0	36.0
Total opportunities	20.0	44.0	48.0	46.0	20.0	56.0	16.0	37.0
Indicator value	98.1%	98.1%	98.7%	98.0%	98.4%	99.1%	99.0%	98.6%

Licensee Comments: none

ERO Drill Participation



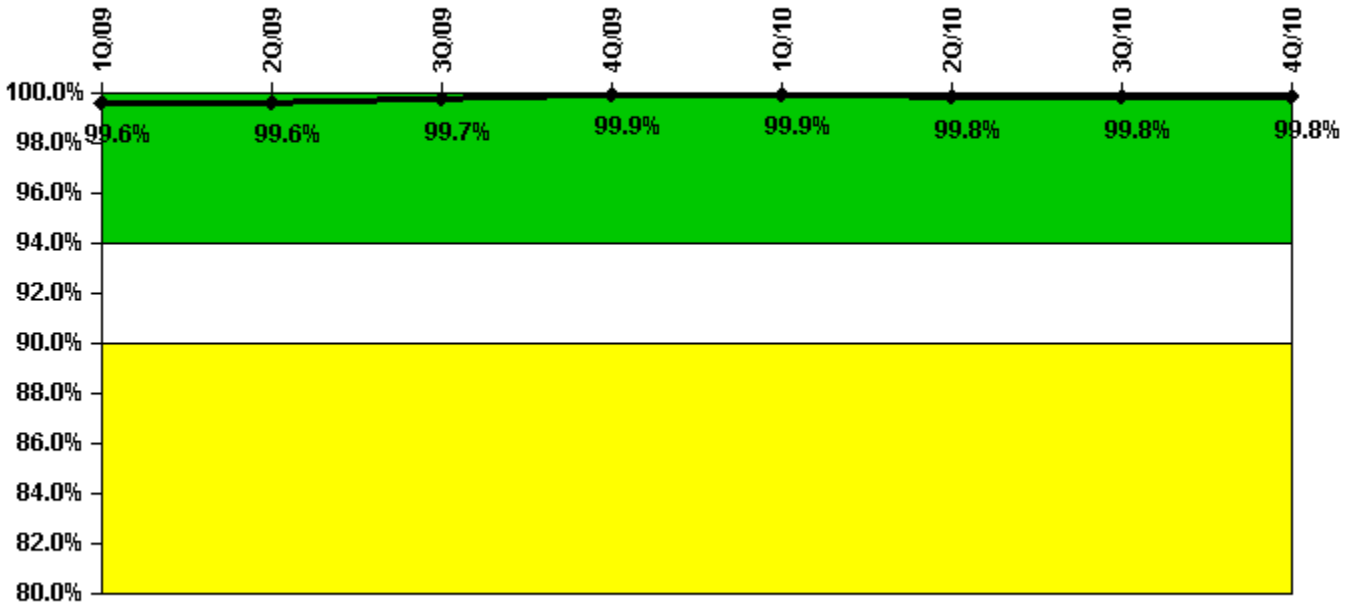
Thresholds: White < 80.0% Yellow < 60.0%

Notes

ERO Drill Participation	1Q/09	2Q/09	3Q/09	4Q/09	1Q/10	2Q/10	3Q/10	4Q/10
Participating Key personnel	65.0	66.0	68.0	68.0	70.0	77.0	72.0	70.0
Total Key personnel	65.0	66.0	68.0	68.0	70.0	77.0	74.0	70.0
Indicator value	100.0%	100.0%	100.0%	100.0%	100.0%	100.0%	97.3%	100.0%

Licensee Comments: none

Alert & Notification System



Thresholds: White < 94.0% Yellow < 90.0%

Notes

Alert & Notification System	1Q/09	2Q/09	3Q/09	4Q/09	1Q/10	2Q/10	3Q/10	4Q/10
Successful siren-tests	3144	3199	3246	3198	2139	2167	2205	2210
Total sirens-tests	3150	3200	3250	3200	2142	2176	2210	2210
Indicator value	99.6%	99.6%	99.7%	99.9%	99.9%	99.8%	99.8%	99.8%

Licensee Comments: none

Occupational Exposure Control Effectiveness



Thresholds: White > 2.0 Yellow > 5.0

Notes

Occupational Exposure Control Effectiveness	1Q/09	2Q/09	3Q/09	4Q/09	1Q/10	2Q/10	3Q/10	4Q/10
High radiation area occurrences	0	0	0	0	0	0	0	0
Very high radiation area occurrences	0	0	0	0	0	0	0	0
Unintended exposure occurrences	0	0	0	0	0	0	0	0
Indicator value	0	0	0	0	0	0	0	0

Licensee Comments: none

RETS/ODCM Radiological Effluent



Thresholds: White > 1.0 Yellow > 3.0

Notes

RETS/ODCM Radiological Effluent	1Q/09	2Q/09	3Q/09	4Q/09	1Q/10	2Q/10	3Q/10	4Q/10
RETS/ODCM occurrences	0	0	0	0	0	0	0	0
Indicator value	0	0	0	0	0	0	0	0

Licensee Comments: none

[Security](#) information not publicly available.